

## Infectious Diseases Society of America Guidelines on the Treatment and Management of Patients with COVID-19

Adarsh Bhimraj,<sup>1</sup> Rebecca L. Morgan,<sup>2,3</sup> Amy Hirsch Shumaker,<sup>3,4</sup> Lindsey Baden,<sup>5</sup> Vincent Chi-Chung Cheng,<sup>6</sup> Kathryn M. Edwards,<sup>7</sup> Jason C. Gallagher,<sup>8</sup> Rajesh T. Gandhi,<sup>9</sup> William J. Muller,<sup>10</sup> Mari M. Nakamura,<sup>11</sup> John C. O'Horo,<sup>12</sup> Robert W. Shafer,<sup>13</sup> Shmuel Shoham,<sup>14</sup> M. Hassan Murad,<sup>15</sup> Reem A. Mustafa,<sup>16</sup> Shahnaz Sultan,<sup>17</sup> Yngve Falck-Ytter<sup>3,4</sup>

### Affiliations

<sup>1</sup>Division of Infectious Diseases, Houston Methodist Hospital, Houston, Texas

<sup>2</sup>Department of Health Research Methods, Evidence and Impact, McMaster University, Hamilton, Ontario, Canada

<sup>3</sup>Department of Medicine, Case Western Reserve University, School of Medicine, Cleveland, Ohio

<sup>4</sup>VA Northeast Ohio Healthcare System, Cleveland, Ohio

<sup>5</sup>Brigham and Women's Hospital, Boston, Massachusetts

<sup>6</sup>Queen Mary Hospital, Department of Microbiology, Li Ka Shing Faculty of Medicine, The University of Hong Kong, Hong Kong Special Administrative Region, China

<sup>7</sup>Division of Infectious Diseases, Department of Pediatrics, Vanderbilt University Medical Center, Nashville, Tennessee

<sup>8</sup>Department of Pharmacy Practice, Temple University, Philadelphia, Pennsylvania

<sup>9</sup>Infectious Diseases Division, Department of Medicine, Massachusetts General Hospital, and Harvard Medical School, Boston, Massachusetts

<sup>10</sup>Division of Pediatric Infectious Diseases, Ann & Robert H. Lurie Children's Hospital of Chicago and Northwestern University, Chicago, Illinois

<sup>11</sup>Antimicrobial Stewardship Program and Division of Infectious Diseases, Boston Children's Hospital and Department of Pediatrics, Harvard Medical School, Boston, Massachusetts

<sup>12</sup>Division of Infectious Diseases, Joint Appointment Pulmonary and Critical Care Medicine, Mayo Clinic, Rochester, Minnesota

<sup>13</sup>Division of Infectious Diseases, Department of Medicine, Stanford University, Palo Alto, California

<sup>14</sup>Johns Hopkins University School of Medicine, Baltimore, Maryland

<sup>15</sup>Division of Public Health, Infectious Diseases and Occupational Medicine, Mayo Clinic, Rochester, Minnesota

<sup>16</sup>Division of Nephrology and Hypertension, Department of Internal Medicine, University of Kansas Medical Center, Kansas City, Kansas

<sup>17</sup>Division of Gastroenterology, Hepatology, and Nutrition, University of Minnesota, Minneapolis VA Healthcare System, Minneapolis, Minnesota

**Corresponding Author:** Adarsh Bhimraj

**Panel Members:** Adarsh Bhimraj (lead), Lindsey Baden, Vincent Chi-Chung Cheng, Kathryn M. Edwards, Jason C. Gallagher, Rajesh T. Gandhi, William J. Muller, Mari M. Nakamura, John C. O'Horo, Robert W. Shafer, Shmuel Shoham, Amy Hirsch Shumaker

**Methodologists:** Yngve Falck-Ytter (lead), Rebecca L. Morgan, M. Hassan Murad, Reem A. Mustafa, Shahnaz Sultan

## Abstract

**Background:** There are many pharmacologic therapies that are being used or considered for treatment of coronavirus disease 2019 (COVID-19), with rapidly changing efficacy and safety evidence from trials.

**Objective:** Develop evidence-based, rapid, living guidelines intended to support patients, clinicians, and other healthcare professionals in their decisions about treatment and management of patients with COVID-19.

**Methods:** In March 2020, the Infectious Diseases Society of America (IDSA) formed a multidisciplinary guideline panel of infectious disease clinicians, pharmacists, and methodologists with varied areas of expertise to regularly review the evidence and make recommendations about the treatment and management of persons with COVID-19. The process used a living guideline approach and followed a rapid recommendation development checklist. The panel prioritized questions and outcomes. A systematic review of the peer-reviewed and grey literature was conducted at regular intervals. The Grading of Recommendations Assessment, Development and Evaluation (GRADE) approach was used to assess the certainty of evidence and make recommendations.

**Results:** Based on the most recent search conducted on May 31, 2022, the IDSA guideline panel has made 32 recommendations for the treatment and management of the following groups/populations: pre- and post-exposure prophylaxis, ambulatory with mild-to-moderate disease, hospitalized with mild-to-moderate, severe but not critical, and critical disease. As these are living guidelines, the most recent recommendations can be found online at: <https://idsociety.org/COVID19guidelines>.

**Conclusions:** At the inception of its work, the panel has expressed the overarching goal that patients be recruited into ongoing trials. Since then, many trials were done which provided much needed evidence for COVID-19 therapies. There still remain many unanswered questions as the pandemic evolved which we hope future trials can answer.

## IDSA Disclaimer

It is important to realize that guidelines cannot always account for individual variation among patients. They are assessments of current scientific and clinical information provided as an educational service; are not continually updated and may not reflect the most recent evidence (new evidence may emerge between the time information is developed and when it is published or read); should not be considered inclusive of all proper treatments methods of care, or as a statement of the standard of care; do not mandate any particular course of medical care; and are not intended to supplant physician judgment with respect to particular patients or special clinical situations. Whether and the extent to which to follow guidelines is voluntary, with the ultimate determination regarding their application to be made by the physician in the light of each patient's individual circumstances. While IDSA makes every effort to present accurate, complete, and reliable information, these guidelines are presented "as is" without any warranty, either express or implied. IDSA (and its officers, directors, members, employees, and agents) assume no responsibility for any loss, damage, or claim with respect to any liabilities, including direct, special, indirect, or consequential damages, incurred in connection with these guidelines or reliance on the information presented.

The guidelines represent the proprietary and copyrighted property of IDSA. Copyright 2022 Infectious Diseases Society of America. All rights reserved. No part of these guidelines may be reproduced, distributed, or transmitted in any form or by any means, including photocopying, recording, or other electronic or mechanical methods, without the prior written permission of IDSA. Permission is granted to physicians and health care providers solely to copy and use the guidelines in their professional practices and clinical decision-making. No license or permission is granted to any person or entity, and prior written authorization by IDSA is required, to sell, distribute, or modify the guidelines, or to make derivative works of or incorporate the guidelines into any product, including but not limited to clinical decision support software or any other software product. Except for the permission granted above, any person or entity desiring to use the guidelines in any way must contact IDSA for approval in

Last updated November 15, 2022, and posted online at [www.idsociety.org/COVID19guidelines](http://www.idsociety.org/COVID19guidelines).  
Please check website for most updated version of these guidelines.

accordance with the terms and conditions of third-party use, in particular any use of the guidelines in any software product.

## Executive Summary

Coronavirus disease 2019 (COVID-19) is a pandemic with a rapidly increasing incidence of infections and deaths. Many pharmacologic therapies are being used or considered for treatment. Given the rapidity of emerging literature, the Infectious Diseases Society of America (IDSA) identified the need to develop living, frequently updated evidence-based guidelines to support patients, clinicians and other health-care professionals in their decisions about treatment and management of patients with COVID-19. Please refer to the IDSA website for the latest version of the guidelines: <https://idsociety.org/COVID19guidelines>.

Summarized below are the recommendations with comments related to the clinical practice guideline for the treatment and management of COVID-19. A detailed description of background, methods, evidence summary and rationale that support each recommendation, and research needs can be found online in the full text. In brief, per Grading of Recommendations Assessment, Development and Evaluation (GRADE) methodology, recommendations are labeled as “strong” or “conditional”. The word “recommend” indicates strong recommendations and “suggest” indicates conditional recommendations. In situations where promising interventions were judged to have insufficient evidence of benefit to support their use and with potential appreciable harms or costs, the expert panel recommended their use in the context of a clinical trial. These recommendations acknowledge the current “knowledge gap” and aim at avoiding premature favorable recommendations for potentially ineffective or harmful interventions.

### Hydroxychloroquine/Chloroquine + Azithromycin

- **Recommendation 1:** Among patients with COVID-19, the IDSA guideline panel recommends against hydroxychloroquine. (Strong recommendation, Moderate certainty of evidence)
  - **Remark:** Chloroquine is considered to be class equivalent to hydroxychloroquine.
- **Recommendation 2:** Among hospitalized patients with COVID-19, the IDSA guideline panel recommends against hydroxychloroquine plus azithromycin. (Strong recommendation, Low certainty of evidence)
  - **Remark:** Chloroquine is considered to be class equivalent to hydroxychloroquine.

### Hydroxychloroquine for Prophylaxis

- **Recommendation 3:** In persons exposed to COVID-19, the IDSA guideline panel recommends against hydroxychloroquine. (Strong recommendation, Moderate certainty of evidence)

### Lopinavir/Ritonavir

- **Recommendation 4:** In persons exposed to COVID-19, the IDSA guideline panel recommends against post-exposure prophylaxis with lopinavir/ritonavir. (Strong recommendation, Moderate certainty of evidence)
- **Recommendation 5:** Among ambulatory patients with mild-to-moderate COVID-19, the IDSA guideline panel recommends against the use of lopinavir/ritonavir. (Strong recommendation, Moderate certainty of evidence)
- **Recommendation 6:** Among hospitalized patients with COVID-19, the IDSA guideline panel recommends against the use of the combination lopinavir/ritonavir. (Strong recommendation, Moderate certainty of evidence)

## Glucocorticoids

- **Recommendation 7:** Among hospitalized critically ill patients\* with COVID-19, the IDSA guideline panel recommends dexamethasone rather than no dexamethasone. (Strong recommendation, Moderate certainty of evidence)
  - **Remark:** If dexamethasone is unavailable, equivalent total daily doses of alternative glucocorticoids may be used. Dexamethasone 6 mg IV or PO for 10 days (or until discharge) or equivalent glucocorticoid dose may be substituted if dexamethasone is unavailable. Equivalent total daily doses of alternative glucocorticoids to dexamethasone 6 mg daily are methylprednisolone 32 mg and prednisone 40 mg.
- **Recommendation 8:** Among hospitalized patients with severe\*\*, but non-critical, COVID-19, the IDSA guideline panel suggests dexamethasone rather than no dexamethasone. (Conditional recommendation†, Moderate certainty of evidence)
  - **Remark:** Dexamethasone 6 mg IV or PO for 10 days (or until discharge) or equivalent glucocorticoid dose may be substituted if dexamethasone is unavailable. Equivalent total daily doses of alternative glucocorticoids to dexamethasone 6 mg daily are methylprednisolone 32 mg and prednisone 40 mg.
- **Recommendation 9:** Among hospitalized patients with mild-to-moderate\*\*\* COVID-19 without hypoxemia requiring supplemental oxygen, the IDSA guideline panel suggests against the use of glucocorticoids. (Conditional recommendation††, Low certainty of evidence)

### **Severity definitions:**

*\*Critical illness is defined as patients on mechanical ventilation and extracorporeal mechanical oxygenation (ECMO). Critical illness includes end organ dysfunction as is seen in sepsis/septic shock. In COVID-19, the most commonly reported form of end organ dysfunction is ARDS.*



*\*\*Severe illness is defined as patients with  $SpO_2 \leq 94\%$  on room air, including patients on supplemental oxygen.*

*\*\*\*Mild-to-moderate illness is defined as patient with a  $SpO_2 > 94\%$  not requiring supplemental oxygen.*

*†The guideline panel concluded that the desirable effects outweigh the undesirable effects, though uncertainty still exists, and most informed people would choose the suggested course of action, while a substantial number would not.*

*††The guideline panel concluded that the undesirable effects outweigh the desirable effects, though uncertainty still exists, and most informed people would choose the suggested course of action, while a substantial number would not.*

### **Inhaled Corticosteroids**

- **Recommendation 10 (UPDATED 10/10/2022):** Among ambulatory patients with mild-to-moderate COVID-19, the IDSA guideline panel suggests against inhaled corticosteroids. (Conditional recommendation††, Moderate certainty of evidence)
  - **Remark:** Patients who are on inhaled corticosteroids for other indications may continue them.

*††The guideline panel concluded that the undesirable effects outweigh the desirable effects, though uncertainty still exists, and most informed people would choose the suggested course of action, while a substantial number would not.*

### **Interleukin-6 Inhibitors**

- **Recommendation 11:** Among hospitalized adults with progressive severe\* or critical\*\* COVID-19 who have elevated markers of systemic inflammation, the IDSA guideline

panel suggests tocilizumab in addition to standard of care (i.e., steroids) rather than standard of care alone. (Conditional recommendation†, Low certainty of evidence)

- **Remarks:**
  - Patients, particularly those who respond to steroids alone, who put a high value on avoiding possible adverse events of tocilizumab and a low value on the uncertain mortality reduction, would reasonably decline tocilizumab.
  - In the largest trial on the treatment of tocilizumab, criterion for systemic inflammation was defined as CRP  $\geq 75$  mg/L.
- **Recommendation 12:** When tocilizumab is not available, for patients who would otherwise qualify for tocilizumab, the IDSA guideline panel suggests sarilumab in addition to standard of care (i.e., steroids) rather than standard of care alone. (Conditional recommendation†, Very low certainty of evidence)
  - **Remark:** Patients, particularly those who respond to steroids alone, who put a high value on avoiding possible adverse events of sarilumab and a low value on the uncertain mortality reduction, would reasonably decline sarilumab.

**Severity definitions:**

*\*Severe illness is defined as patients with SpO<sub>2</sub>  $\leq 94\%$  on room air, including patients on supplemental oxygen.*

*\*\*Critical illness is defined as patients on mechanical ventilation and ECMO. Critical illness includes end organ dysfunction as is seen in sepsis/septic shock. In COVID-19, the most commonly reported form of end organ dysfunction is ARDS.*

*†The guideline panel concluded that the desirable effects outweigh the undesirable effects, though uncertainty still exists, and most informed people would choose the suggested course of action, while a substantial number would not.*

**Convalescent Plasma**

- **Recommendation 13:** Among patients hospitalized with COVID-19, the IDSA guideline panel recommends against COVID-19 convalescent plasma. (Strong recommendation, Moderate certainty of evidence)
- **Recommendation 14:** Among ambulatory patients with mild-to-moderate COVID-19 at high risk for progression to severe disease who have no other treatment options\*, the IDSA guideline panel suggests FDA-qualified high-titer COVID-19 convalescent plasma within 8 days of symptom onset rather than no high-titer COVID-19 convalescent plasma. (Conditional recommendation†, Low certainty of evidence)

*\*Other options for treatment and management of ambulatory patients include nirmatrelvir/ritonavir, three-day treatment with remdesivir, and neutralizing monoclonal antibodies. Patient-specific factors (e.g., symptom duration, renal function, drug interactions) as well as product availability should drive decision-making regarding choice of agent. Data for combination treatment do not exist in this setting.*

- **Remarks:**

- In the United States, FDA EUA only authorizes use in patients with immunosuppressive disease or receiving immunosuppressive treatment.
- Patients, particularly those who are not immunocompromised, who place a low value on the uncertain benefits (reduction in the need for mechanical ventilation, hospitalization, and death) and a high value on avoiding possible adverse events associated with convalescent plasma would reasonably decline convalescent plasma.

*†The guideline panel concluded that the desirable effects outweigh the undesirable effects, though uncertainty still exists, and most informed people would choose the suggested course of action, while a substantial number would not.*

## **Remdesivir**

- **Recommendation 15:** Among patients (ambulatory or hospitalized) with mild-to-moderate COVID-19 at high risk for progression to severe disease, the IDSA guideline panel suggests remdesivir initiated within seven days of symptom onset rather than no remdesivir. (Conditional recommendation†, Low certainty of evidence)
  - **Remarks:**
    - Dosing for remdesivir in mild-to-moderate COVID-19 is 200 mg on day one followed by 100 mg on days two and three. Pediatric dosing is 5 mg/kg on day 1 and 2.5 mg/kg on subsequent days.
    - Options for treatment and management of ambulatory patients include nirmatrelvir/ritonavir, three-day treatment with remdesivir, molnupiravir, and neutralizing monoclonal antibodies. Patient-specific factors (e.g., patient age, symptom duration, renal function, drug interactions), product availability, and institutional capacity and infrastructure should drive decision-making regarding choice of agent. Data for combination treatment do not exist in this setting.
- **Recommendation 16:** In patients on supplemental oxygen but not on mechanical ventilation or ECMO, the IDSA panel suggests treatment with five days of remdesivir rather than 10 days of remdesivir. (Conditional recommendation†, Low certainty of evidence)
- **Recommendation 17a:** In hospitalized patients with severe\* COVID-19, the IDSA panel suggests remdesivir over no antiviral treatment. (Conditional recommendation†, Moderate certainty of evidence)
- **Recommendation 17b:** In patients with COVID-19 on invasive ventilation and/or ECMO, the IDSA panel suggests against the routine initiation of remdesivir (Conditional recommendation††, Very low certainty of evidence)

**Severity definition:**

*\*Severe illness is defined as patients with SpO<sub>2</sub> ≤94% on room air.*

†The guideline panel concluded that the desirable effects outweigh the undesirable effects, though uncertainty still exists, and most informed people would choose the suggested course of action, while a substantial number would not.

††The guideline panel concluded that the undesirable effects outweigh the desirable effects, though uncertainty still exists, and most informed people would choose the suggested course of action, while a substantial number would not.

### **Famotidine**

- **Recommendation 18:** Among ambulatory patients with mild-to-moderate COVID-19, the IDSA panel suggests against famotidine for the treatment of COVID-19 (Conditional recommendation††, Low certainty of evidence).
- **Recommendation 19:** Among hospitalized patients with severe\* COVID-19, the IDSA panel suggests against famotidine for the treatment of COVID-19. (Conditional recommendation††, Low certainty of evidence)

#### ***Severity definition:***

*\* Severe illness is defined as patients with  $SpO_2 \leq 94\%$  on room air, including patients on supplemental oxygen.*

††The guideline panel concluded that the undesirable effects outweigh the desirable effects, though uncertainty still exists, and most informed people would choose the suggested course of action, while a substantial number would not.

### **Neutralizing Antibodies for Pre- and Post-Exposure Prophylaxis**

- **Recommendation 20:** In moderately or severely immunocompromised individuals at increased risk for inadequate immune response to COVID-19 vaccine or for persons for whom COVID-19 vaccine is not recommended due to a documented serious adverse

reaction to the vaccine, the IDSA guideline panel suggests pre-exposure prophylaxis with tixagevimab/cilgavimab rather than no tixagevimab/cilgavimab, when predominant regional variants\* are susceptible\*\* to the agent (Conditional recommendation†, Low certainty of evidence)

○ **Remarks:**

- Dosing for tixagevimab/cilgavimab is 300 mg of tixagevimab and 300 mg of cilgavimab administered as two separate consecutive intramuscular injections once.
- **Recommendation 21:** In persons exposed to COVID-19 who are at high risk of progression to severe COVID-19, the IDSA guideline panel suggests post-exposure casirivimab/imdevimab only when predominant regional variants\* are susceptible\*\* to the agent. (Conditional recommendation†, Low certainty of evidence)

*\*For current information on circulating SARS-CoV-2 variants in the United States, please visit the [CDC website](#).*

*\*\*For in vitro susceptibility information for SARS-CoV-2 variants, please visit [Stanford University's Coronavirus Antiviral & Resistance Database](#).*

*†The guideline panel concluded that the desirable effects outweigh the undesirable effects, though uncertainty still exists, and most informed people would choose the suggested course of action, while a substantial number would not.*

### **Neutralizing Antibodies for Treatment**

- **Recommendation 22:** Among ambulatory patients with mild-to-moderate COVID-19 at high risk for progression to severe disease, the IDSA guideline panel suggests treatment with anti-SARS-CoV-2 monoclonal antibodies with activity\*\* against the predominant regional variants\* within 7 days of symptom onset rather than no anti-SARS-CoV-2 monoclonal antibodies. (Conditional recommendation†, Moderate certainty of evidence)

○ **Remarks:**

- The evolving nature of variants may necessitate recommendations based on clinical data accrued using agents that are no longer effective against the predominant circulating variants, combined with *in vitro* data for newer agents.
- Patients with mild-to-moderate COVID-19 who are at high risk of progression to severe disease admitted to the hospital for reasons other than COVID-19 may also receive treatment with anti-SARS-CoV-2 monoclonal antibodies with activity against the predominant regional variant.
- Although bebtelovimab has shown *in vitro* activity against Omicron sub-variant BA.2, in contrast with previous monoclonal antibodies, clinical safety and efficacy data are sparse with no comparative data in high-risk patients, limiting use to patients who are not candidates for alternative treatments. Patients who place a higher value on greater certainty of benefit may reasonably decline bebtelovimab.

*†The guideline panel concluded that the desirable effects outweigh the undesirable effects, though uncertainty still exists, and most informed people would choose the suggested course of action, while a substantial number would not.*

*\*For current information on circulating SARS-CoV-2 variants in the United States, please visit the [CDC website](https://www.cdc.gov/coronavirus/2019-ncov/variants/).*

*\*\*For in vitro susceptibility information for SARS-CoV-2 variants, please visit [Stanford University's Coronavirus Antiviral & Resistance Database](https://coronavirus.stanford.edu/antiviral-resistance/).*

**Janus Kinase Inhibitors**

- **Recommendation 23:** Among hospitalized adults with severe\* COVID-19, the IDSA panel suggests baricitinib with corticosteroids rather than no baricitinib. (Conditional recommendation†, Moderate certainty of evidence)
  - **Remarks:**
    - Baricitinib 4 mg per day (or appropriate renal dosing) up to 14 days or until discharge from hospital.
    - Baricitinib appears to demonstrate the most benefit in those with severe COVID-19 on high-flow oxygen/non-invasive ventilation at baseline.
    - Limited additional data suggest a mortality reduction even among patients requiring mechanical ventilation.
- **Recommendation 24:** Among hospitalized patients with severe\* COVID-19 who cannot receive a corticosteroid (which is standard of care) because of a contraindication, the IDSA guideline panel suggests use of baricitinib with remdesivir rather than remdesivir alone. (Conditional recommendation†, Low certainty of evidence)
  - **Remark:** Baricitinib 4 mg daily dose for 14 days or until hospital discharge. The benefits of baricitinib plus remdesivir for persons on mechanical ventilation are uncertain.
- **Recommendation 25:** Among hospitalized adults with severe\*\* COVID-19 but not on non-invasive or invasive mechanical ventilation, the IDSA panel suggests tofacitinib rather than no tofacitinib. (Conditional recommendation†, Low certainty of evidence)
  - **Remarks:**
    - Tofacitinib appears to demonstrate the most benefit in those with severe COVID-19 on supplemental or high-flow oxygen.
    - Patients treated with tofacitinib should be on at least prophylactic dose anticoagulant.
    - Patients who receive tofacitinib should not receive tocilizumab or other IL-6 inhibitor for treatment of COVID-19.
    - The STOP-COVID Trial did not include immunocompromised patients.

***Severity definitions:***



*\* Severe illness is defined as patients with SpO<sub>2</sub> ≤94% on room air, including patients on supplemental oxygen, oxygen through a high-flow device, or non-invasive ventilation.*

*\*\*Severe illness is defined as patients with SpO<sub>2</sub> ≤94% on room air, including patients on supplemental oxygen or oxygen through a high-flow device.*

*†The guideline panel concluded that the desirable effects outweigh the undesirable effects, though uncertainty still exists, and most informed people would choose the suggested course of action, while a substantial number would not.*

### **Ivermectin**

- **Recommendation 26 (UPDATED 10/10/2022):** In hospitalized patients with COVID-19, the IDSA panel suggests against ivermectin. (Conditional recommendation<sup>††</sup>, Very low certainty of evidence)
- **Recommendation 27 (UPDATED 10/10/2022):** In ambulatory persons with COVID-19, the IDSA panel recommends against ivermectin. (Strong recommendation, Moderate certainty of evidence)

*††The guideline panel concluded that the undesirable effects outweigh the desirable effects, though uncertainty still exists, and most informed people would choose the suggested course of action, while a substantial number would not.*

### **Fluvoxamine**

- **Recommendation 28:** Among ambulatory patients with COVID-19, the IDSA guideline panel recommends fluvoxamine only in the context of a clinical trial. (Knowledge gap)

### **Nirmatrelvir/Ritonavir**

- **Recommendation 29:** In ambulatory patients with mild-to-moderate COVID-19 at high risk for progression to severe disease, the IDSA guideline panel suggests nirmatrelvir/ritonavir initiated within five days of symptom onset rather than no nirmatrelvir/ritonavir. (Conditional recommendation†, Low certainty of evidence)
  - **Remarks:**
    - Patients' medications need to be screened for serious drug interactions (i.e., medication reconciliation). Patients on ritonavir- or cobicistat-containing HIV or hepatitis C virus regimens should continue their treatment as indicated.
    - Dosing based on renal function:
      - Estimated glomerular filtration rate (eGFR) > 60 ml/min: 300 mg nirmatrelvir/100 ritonavir every 12 hours for five days
      - eGFR ≤60 mL/min and ≥30 mL/min: 150 mg nirmatrelvir/100 mg ritonavir every 12 hours for five days
      - eGFR <30 mL/min: not recommended
    - Patients with mild-to-moderate COVID-19 who are at high risk of progression to severe disease admitted to the hospital for reasons other than COVID-19 may also receive nirmatrelvir/ritonavir.
  - *Options for treatment and management of ambulatory patients include nirmatrelvir/ritonavir, three-day treatment with remdesivir, molnupiravir, and neutralizing monoclonal antibodies. Patient-specific factors (e.g., symptom duration, renal function, drug interactions) as well as product availability should drive decision-making regarding choice of agent. Data for combination treatment do not exist in this setting.*

†The guideline panel concluded that the desirable effects outweigh the undesirable effects, though uncertainty still exists, and most informed people would choose the suggested course of action, while a substantial number would not.

## **Molnupiravir**

- **Recommendation 30:** In ambulatory patients ( $\geq 18$  years) with mild-to-moderate COVID-19 at high risk for progression to severe disease who have no other treatment options\*, the IDSA guideline panel suggests molnupiravir initiated within five days of symptom onset rather than no molnupiravir. (Conditional recommendation<sup>†</sup>, Low certainty of evidence)

*\*Other options for treatment and management of ambulatory patients include nirmatrelvir/ritonavir, three-day treatment with remdesivir, and neutralizing monoclonal antibodies. Patient-specific factors (e.g., symptom duration, renal function, drug interactions) as well as product availability should drive decision-making regarding choice of agent. Data for combination treatment do not exist in this setting.*

- **Remarks:**

- Patients who put a higher value on the putative mutagenesis, adverse events, or reproductive concerns and a lower value on the uncertain benefits would reasonably decline molnupiravir.
- Molnupiravir 800 mg for five days.
- Patients with mild-to-moderate COVID-19 who are at high risk of progression to severe disease admitted to the hospital for reasons other than COVID-19 may also receive molnupiravir.
- Molnupiravir is not authorized under the FDA EUA for use in patients  $< 18$  years because it may affect bone and cartilage growth.
- Molnupiravir is not recommended under the FDA EUA for use during pregnancy.
- Molnupiravir is not authorized under the FDA EUA for pre-exposure or post-exposure prevention of COVID-19 or for initiation of treatment in patients hospitalized due to COVID-19 because benefit of treatment has not been observed in individuals when treatment is started after hospitalization due to COVID-19.

†The guideline panel concluded that the desirable effects outweigh the undesirable effects, though uncertainty still exists, and most informed people would choose the suggested course of action, while a substantial number would not.

### **Colchicine**

- **Recommendation 31:** In hospitalized patients with COVID-19, the IDSA panel recommends against colchicine for treatment of COVID-19. (Strong recommendation, Moderate certainty of evidence)
- **Recommendation 32:** In ambulatory persons with COVID-19, the IDSA panel suggests against colchicine for treatment of COVID-19. (Conditional recommendation††, Moderate certainty of evidence)

††The guideline panel concluded that the undesirable effects outweigh the desirable effects, though uncertainty still exists, and most informed people would choose the suggested course of action, while a substantial number would not.

At the inception of its work, the panel expressed the overarching goal that patients be recruited into ongoing trials, which would provide much needed evidence on the efficacy and safety of various therapies for COVID-19. Since then, many trials were done which provided much needed evidence for COVID-19 therapies. There still remain many unanswered questions as the pandemic evolved which we hope future trials can answer. The panel has determined that when an explicit trade-off between highly uncertain benefits and known putative harms of these therapeutic agents were considered, a net positive benefit was not reached and could possibly be negative (risk of excess harm). The panel acknowledges that enrolling patients in randomized controlled trials (RCTs) might not be feasible for many frontline providers due to limited access and infrastructure. Should lack of access to clinical trials exist, we encourage setting up local or collaborative registries to systematically evaluate the efficacy and safety of drugs to contribute to the knowledge base. Each clinician can play a role in advancing our understanding of this disease through a local registry or other data collection efforts.

## Background

The first cases of COVID-19 were reported from Wuhan, China in early December 2019 [1], now known to be caused by a novel beta-coronavirus, named as Severe acute respiratory syndrome coronavirus 2 (SARS-CoV-2). Within a span of months, COVID-19 has become pandemic due to its transmissibility, spreading across continents with the number of cases and deaths rising daily [2]. The emergence of new variants as the pandemic evolved has added more challenges to the prevention and treatment of COVID-19. Although most infected individuals exhibit a mild illness (80%+), 14% have serious and 5% have critical illness. Approximately 10% will require hospital admission due to COVID-19 pneumonia, of which approximately 10% will require intensive care, including invasive ventilation due to acute respiratory distress syndrome (ARDS) [3]. While mortality appears to be more common in older individuals and those with comorbidities, such as chronic lung disease, cardiovascular disease, hypertension and diabetes, young people with no comorbidities also appear to be at risk for critical illness including multi-organ failure and death.

There has been an expanding number of studies rapidly published online and in academic journals; however, some of these may be of limited quality and are pre-published without sufficient peer-review. Critical appraisal of the existing studies is needed to determine if the existing evidence is sufficient to support currently proposed management strategies.

Given the rapid global spread of SARS-CoV-2 and the difficulty for the overburdened front-line providers and policymakers to stay up to date on emerging literature, IDSA has recognized the necessity of developing a rapid guideline for the treatment of COVID-19. The guideline panel is using a methodologically rigorous process for evaluating the best available evidence and providing treatment recommendations. These guidelines will be frequently updated as substantive literature becomes available and are accessible on an easy to navigate web and device interface at <http://www.idsociety.org/covid19guidelines>.

There continue to be several ongoing trials evaluating therapeutic agents for the treatment of COVID-19. As data becomes available from these trials and if there is a preponderance of evidence to suggest the use of a therapeutic agent even in the context of clinical trials is no longer warranted it will be removed from future updates of the guideline (and the removal will be noted in the updated guidelines). If there is emerging evidence on the efficacy or safety of a therapeutic agent not mentioned in the current version of the guideline it will be included in future updates of the guideline.

These recommendations are intended to inform patients, clinicians, and other health professionals by providing the latest available evidence.

## Methods

This guideline was developed in two stages. First, an initial rapid systematic review was conducted to inform the first iteration of the guideline. Second, while maintaining a current evidence based, the guideline scope expanded to update existing recommendations and include additional therapies, as needed, using a living guideline approach. Given the need for

continued urgent responses to this major public health crisis, the methodological approach follows the Guidelines International Network/McMaster checklist for the development of rapid recommendations [4].

### ***Panel composition***

The initial guideline panel assembled in March 2020 was composed of nine members including infectious diseases specialists as well as experts in public health as well as other front-line clinicians, specializing in pharmacology, pediatrics, medical microbiology, preventive care, critical care, hepatology, nephrology and gastroenterology. Organizational representatives were included from the Society for Healthcare Epidemiology of America (SHEA) and the Pediatric Infectious Diseases Society (PIDS). In May 2020, an additional panel member was included as a representative from the Society of Infectious Diseases Pharmacists (SIDP). One member rotated off the panel in March of 2022 and replaced by a Pediatric ID specialist and an adult ID specialist with expertise in antiviral drug resistance testing. The Evidence Foundation provided technical support and guideline methodologists for the development of this guideline.

### ***Disclosure and management of potential conflicts of interest***

All members of the expert panel complied with the COI process for reviewing and managing conflicts of interest, which requires disclosure of any financial, intellectual, or other interest that might be construed as constituting an actual, potential, or apparent conflict, regardless of relevancy to the guideline topic. The assessment of disclosed relationships for possible COI is based on the relative weight of the financial relationship (i.e., monetary amount) and the relevance of the relationship (i.e., the degree to which an association might reasonably be interpreted by an independent observer as related to the topic or recommendation of consideration). The COI review group has ensured that the majority of the panel and chair is without potential relevant (related to the topic) conflicts for the duration of their term on the panel. The chair and all members of the technical team have been determined to be unconflicted.

### ***Question generation***

Clinical questions included in this guideline were developed into a PICO format (Population, Intervention, Comparison, Outcomes) [5] and prioritized according to available evidence that met the minimum acceptable criteria (i.e., the body of evidence reported on at least a case-series design, case reports were excluded). Panel members prioritized patient-important outcomes such as mortality, hospitalization, development of severe disease (e.g., need for non-invasive or invasive ventilation) and clinical improvement (such as disease-oriented outcomes inferred by radiological findings or virologic cure), and severe adverse events leading to treatment discontinuation. Serious adverse events are death, life threatening reactions, those that require hospitalization, result in disability or permanent damage or require an intervention to prevent permanent impairment [6]. Additional drug specific harms were evaluated when clinically relevant, including possible drug-drug reactions, if applicable.

Critical and important outcomes for decision-making varied across populations/groups. For example, among hospitalized patients (at any disease severity), critical outcomes included mortality, need for invasive mechanical ventilation, duration of hospitalization, failure of clinical improvement, adverse events, and serious adverse events. Among ambulatory populations with COVID-19 infection, the outcome of hospitalization replaced duration of hospitalization. Among persons receiving pre- or post-exposure prophylaxis, outcomes included measures of symptomatic COVID-19 infection.

### ***Search strategy***

The National Institute for Health and Care Excellence (NICE) highly-sensitive search was reviewed by the methodologist in consultation with the technical team information specialist and was determined to have high sensitivity [7]. An additional term, COVID, was added to the search strategy used, in addition to the treatment terms identified in the PICO questions (**Supplementary Table s1**). Per living guideline approach, monthly searches are conducted in Ovid Medline and Embase, building on the literature searched from 2019. This document reflect literature searched through May 31, 2022. Horizon scans have been performed regularly during the evidence assessment and recommendation process to locate additional grey literature,



including manuscript pre-prints. Reference lists and literature suggested by panelists were reviewed for inclusion. No restrictions were placed on language or study type.

### ***Screening and study selection***

Two reviewers independently screened titles and abstracts, as well as eligible full-text studies. Eligible studies reported on persons with confirmed COVID-19 and compared the active intervention against no active intervention (e.g., standard of care or other treatment equally distributed across both the intervention and comparison arm). For questions on pre- or post-exposure prophylaxis, persons at baseline could not have reported COVID-19 infection. When acceptable RCTs of effectiveness were found, no additional non-randomized studies or non-comparative evidence (i.e., single-arm case series) were sought. Evidence from single arm studies reporting on non-comparative rates of outcomes of interest were included if a historical control event rate could be estimated from the literature. Conflicts were resolved through discussion or with a third reviewer.

### ***Data collection and analysis***

Reviewers extracted relevant information into a standardized data extraction form, including: study characteristics, study design, participant characteristics, details of the intervention and comparison, outcomes reported and funding source. We extracted number of events and total sample to calculate a risk ratio and corresponding 95% confidence interval (CI) for dichotomous outcomes. For continuous outcomes, either a mean and standard deviation or a standard mean difference were calculated. Where applicable, data were pooled using random effects model (fixed effects model for two or fewer trials or pooling of rates) and presented in a forest plot using RevMan [8].

### ***Risk of bias and certainty of evidence***

Risk of bias was assessed using the Cochrane Risk of Bias Tool for RCTs and the Risk of Bias Instrument for Non-randomized Studies – of Interventions (ROBINS-I) [9, 10]. The certainty of evidence was assessed using the GRADE approach [11]. Within GRADE, the body of evidence across each outcome is assessed for domains that may reduce or increase one's certainty in the

evidence. Factors that may reduce one's certainty include risk of bias (study limitations), inconsistency (unexplained heterogeneity across study findings), indirectness (applicability or generalizability to the research question), imprecision (the confidence in the estimate of an effect to support a particular decision) or publication bias (selective publication of studies). One's certainty in the evidence may be strengthened if the following considerations are present: large or very large magnitude of effect, evidence of a dose-response gradient, or opposing residual confounding. GRADE summary of findings tables were developed in GRADEpro Guideline Development Tool [12].

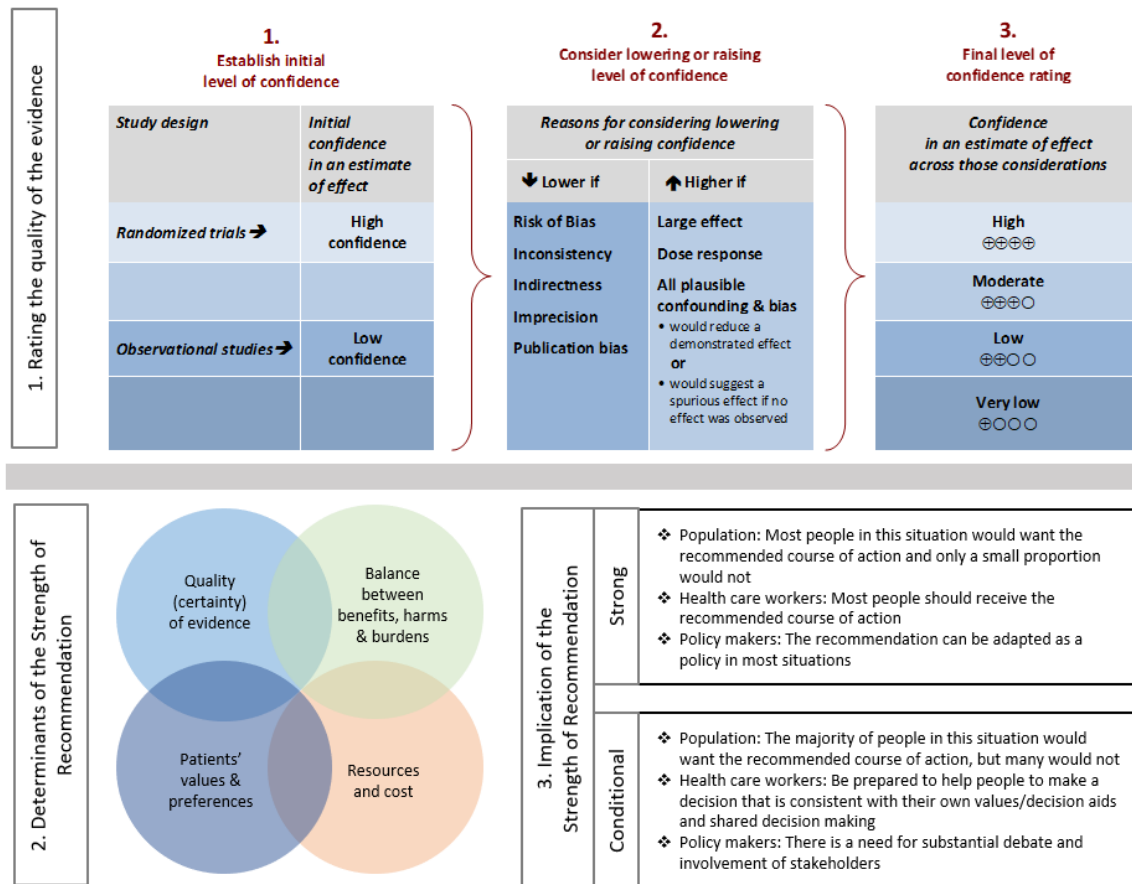
The outcomes informing decision-making for specific treatments may change to reflect the availability of higher-quality direct evidence for critical clinical outcomes. For example, at the time of the first guideline, clinical improvement outcomes (e.g., need for mechanical ventilation) were not reported, only the results of radiographic findings. However, with the recent publication of RCTs and non-randomized studies reporting on direct measures of clinical improvement, results of radiographic studies were deemed to be less critical for decision making.

### ***Evidence to recommendations***

The panel considered core elements of the GRADE evidence in the decision process, including Certainty of evidence and balance between desirable and undesirable effects. Additional domains were acknowledged where applicable (feasibility, resource use, acceptability). For all recommendations, the expert panelists reached consensus. Voting rules were agreed on prior to the panel meetings for situations when consensus could not be reached. If the panel is deciding because a strong or a conditional recommendation (based on moderate or high certainty evidence) in the same direction, 80% of the panel must vote for a strong recommendation. In situations of uncertainty between the desirable and undesirable consequences (typically based on low or very low certainty evidence), when the panel is deciding between a conditional recommendation or no recommendation, 50% of the panel must vote for the same option with less than 20% voting for the alternative option.

As per GRADE methodology, recommendations are labeled as “strong” or “conditional”. The words “we recommend” indicate strong recommendations and “we suggest” indicate conditional recommendations. [Figure 1](#) provides the suggested interpretation of strong and weak recommendations for patients, clinicians, and healthcare policymakers. For recommendations where the comparators are not formally stated, the comparison of interest is implicitly referred to as “not using the intervention”. These recommendations acknowledge the current “knowledge gap” and aim at avoiding premature favorable recommendations for their use and to avoid encouraging the rapid diffusion of potentially ineffective or harmful interventions. Detailed suggestions about the specific research questions that should be addressed are found in the table (see **Supplementary Table s2**).

**Figure 1.** Approach and implications to rating the quality of evidence and strength of recommendations using GRADE methodology (*unrestricted use of figure granted by the U.S. GRADE Network*)



### ***Review process***

This guideline has been rapidly reviewed and approved by the IDSA Board of Directors Executive Committee external to the guideline development panel. SHEA, PIDS, and SIDP have reviewed and provided endorsement of its contents.

### ***Updating process and terminology***

As detailed in the methods section, the living guideline is supported by monthly screening of the literature. The impetus for updating a current recommendation is based on the identification of peer-reviewed or publicly-available, grey literature reporting data for at least one critical outcome that would likely have an impact on the recommendations. This could reflect new information on a critical outcome that previously had no included evidence, changes to the absolute effect of a critical outcome (magnitude or precision), or changes to the certainty of a critical outcome. In such situations, the entire expert panel is reconvened to review the evidence and put forward a proposal for a change in the recommendation.

Changes to these guidelines falls into one of three categories: update, amendment, or retirement. An update involves a search for new studies, and if any new studies are found, they will be critically appraised and the pertinent section will be removed and replaced with the updated section. An amendment involves a change or correction to the document without any search for new studies and their appraisal. It will also involve changes made to clarify or explain a section based on “living” feedback from the readers. Due to lack of continued relevancy of a treatment option, the guideline panel may choose to retire a section. While the retired section will not appear in the manuscript, all sections with accompanying dates will be available on the IDSA website.

## Results

Systematic review and horizon scan of the literature identified 68,968 references of which 147 informed the evidence base for these recommendations (**Supplementary Figure s1**). Characteristics of the included studies can be found in the **supplementary materials**.

### Hydroxychloroquine/Chloroquine; Hydroxychloroquine/Chloroquine plus Azithromycin

*Section last reviewed and updated 12/23/2020*

*Last literature search conducted 12/14/2020*

**Recommendation 1: Among hospitalized patients with COVID-19, the IDSA guideline panel recommends against hydroxychloroquine\*. (Strong recommendation, Moderate certainty of evidence)**

- **Remark:** Chloroquine is considered to be class equivalent to hydroxychloroquine.

**Recommendation 2: Among hospitalized patients with COVID-19, the IDSA guideline panel recommends against hydroxychloroquine\* plus azithromycin. (Strong recommendation, Low certainty of evidence)**

- **Remark:** Chloroquine is considered to be class equivalent to hydroxychloroquine.

#### ***Why are hydroxychloroquine and hydroxychloroquine plus azithromycin considered for treatment?***

Hydroxychloroquine (HCQ) and chloroquine are 4-aminoquinoline drugs developed in the mid-20<sup>th</sup> century for the treatment of malaria [13]. Hydroxychloroquine differs from chloroquine only in the addition of a hydroxyl group and is associated with a lower incidence of adverse effects with chronic use [13]. Both drugs have been used in the treatment of autoimmune diseases because of their immunomodulatory effects on several cytokines,

including interleukin-1 (IL-1) and IL-6 [13]. There is some evidence that these drugs also have antiviral properties against many different viruses, including the coronaviruses [14, 15]. They have demonstrated *in vitro* activity against SARS-CoV-2, which range considerably between studies, but are generally within the range of predicted achievable tissue concentrations [14, 16-18]. The *in vitro* activity, the extensive use for other conditions, and widespread availability of generic versions of the drug made it an attractive option for treatment of COVID-19. Interest in combinations of HCQ with azithromycin (AZ) began when investigators in a small, uncontrolled study of hydroxychloroquine use for COVID-19 noticed a higher frequency of patients achieving virologic response in the six subjects who received AZ to prevent bacterial infection [19]. Azithromycin, widely utilized as an antibacterial agent, has also been shown to have *in vitro* antiviral activity against a variety of ribonucleic acid viruses [20-22]. While the exact mechanism of antiviral activity is unknown, possibilities include inhibiting endocytosis and limiting viral replication [23] and the induction of interferon [22, 24]. Macrolides have also been shown to have anti-inflammatory activity [25, 26].

### ***Summary of the evidence***

Our search identified eight RCTs and seven comparative cohort studies of hospitalized patients with confirmed COVID-19 treated with HCQ with reported mortality, clinical progression or clinical improvement, and adverse events outcomes [27-41] ([Table 1](#)) ([Supplementary Table s3a](#)).

In addition, we identified two RCTs, four comparative cohort studies, one case-control study, and three single-arm studies reporting adjusted analyses of hospitalized patients with confirmed COVID-19 treated with HCQ plus AZ with reported mortality, failure of virologic clearance (assessed with polymerase chain reaction [PCR] test), clinical improvement, and adverse events (i.e., significant QT prolongation leading to treatment discontinuation) [19, 27, 28, 37, 39, 41-45] ([Table 2](#)) ([Supplementary Table s3b](#)). [19, 27, 28, 37, 39, 41-45] ([Table 2](#)) ([Supplementary Table s3b](#)).

### ***Benefits***

## Hydroxychloroquine

Five RCTs showed a trend toward mortality among patients with COVID-19 treated with HCQ compared to those who were not (relative risk [RR]: 1.08; 95% confidence interval [CI]: 0.99, 1.19, Moderate certainty in the evidence) ([Table 1](#)) [28, 29, 33].

## Hydroxychloroquine + Azithromycin

One RCT could not exclude the risk of in-hospital mortality among patients treated with HCQ+AZ compared to those not receiving HCQ or HCQ+AZ (hazard ratio [HR]: 0.64; 95% CI: 0.18, 2.21; Low certainty of evidence [CoE]) [28]. Three non-randomized studies failed to identify an association between treatment with HCQ+AZ and mortality: Ip reported an adjusted HR of 0.98 (95% CI: 0.75, 1.28); Magagnoli reported an adjusted HR in a subset after propensity score adjustment of 0.89 (95% CI: 0.45, 1.77); Rosenberg 2020 reported an adjusted HR of 1.35 (95% CI: 0.79, 2.40) [37, 39, 41]. As stated in the HCQ section, one non-randomized study reported a reduction in mortality among patients receiving HCQ+AZ (HR: 0.29; 95% CI: 0.22, 0.40); however, it failed to adjust for the critical confounder of disease severity and imbalances in steroid use [27]. As described in the HCQ section, similar methodologic concerns exist among patients allocated to HCQ+AZ in the Arshad study, leading to several sources of bias in interpreting their favorable results.

## **Harms**

### Hydroxychloroquine

One RCT reported that persons treated with HCQ experienced a longer time until hospital discharge (median 16 days compared with 13 days) and lower probability of being discharged alive within the 28-day study period (rate ratio: 0.92; 95% CI: 0.85, 0.99) [29]. In addition, persons treated with HCQ who were not on mechanical ventilation at baseline were more likely to be placed on mechanical ventilation during follow up (rate ratio: 1.10; 95% CI: 0.92, 1.31; Low CoE) [29, 32]. Across the body of evidence from four RCTs, treatment with HCQ may increase the risk of experiencing adverse events (RR: 2.36; 95% CI: 1.49, 3.75; Low CoE) and severe adverse events (adjusted odds ratio: 1.26; 95% CI: 0.56, 2.84; Low CoE) [28, 30, 31,



35]. One RCT and two non-randomized studies suggest increased risk of QT prolongation among patients treated with HCQ compared to those not receiving HCQ (RR: 8.47; 95% CI: 1.14, 63.03; Low CoE and RR: 2.89; 95% CI: 1.62, 5.16; Very low CoE, respectively) [28, 38, 39]. In addition, Rosenberg 2020 reported 16% of patients in the HCQ arm experienced arrhythmias compared with 10% in the non-HCQ arm (RR: 1.56; 95% CI: 0.97, 2.50; Very low CoE).

Gastrointestinal side effects occurred in 7% of patients in a prospective cohort study in 224 COVID-19 uninfected patients with systemic lupus erythematosus (SLE) who received either chloroquine or hydroxychloroquine for routine care [46].

While the 4-aminoquinolines, chloroquine and HCQ, have not been demonstrated to cause hemolysis in people with glucose-6-phosphate dehydrogenase (G6PD) deficiency [47, 48], case reports of hemolysis have emerged when these agents have been used for the treatment of COVID-19 [49-51]. It is possible that infection with SARS-CoV-2 may trigger hemolysis in G6PD deficient individuals in the absence of a 4-aminoquinolone. Caution should be exercised in administering these agents to G6PD deficient individuals with COVID-19, particularly if used for extended durations.

Renal clearance accounts for 15-25% of total clearance of HCQ; however, dose adjustments are not recommended with kidney dysfunction. Chloroquine and HCQ are metabolized by cytochrome P450 isoenzymes 2C8, 2D6, and 3A4 [52]. Therefore, inhibitors and inducers of these enzymes may result in altered pharmacokinetics of these agents.

#### Hydroxychloroquine + Azithromycin

One RCT suggests increased risk of QT prolongation among patients treated with HCQ+AZ compared to those not receiving HCQ (RR: 8.50; 95% CI: 1.16, 62.31; Low CoE) [28]. Two studies described significant QT prolongation in 10 of 95 patients treated with HCQ+AZ, illustrating the high risk for clinically relevant arrhythmias with this treatment [43, 45]. In addition, several case reports of QT prolongation related to HCQ have also been published [53-56]. A case-control study of persons with COVID-19 treated with HCQ+AZ compared to healthy, untreated controls reported higher values of minimum (415 vs. 376 ms), mean (453 vs. 407 ms)

and maximum QTc-interval (533 vs. 452 ms) among COVID-19 cases (n=22) compared to controls (n=34) [42].

Additional case reports have cited the risk of a prolonged QT prolongation, torsades de pointes, and ventricular tachycardia in patients without COVID-19 receiving AZ alone. In a large cohort study, patients taking a five-day course of AZ had an increased risk of sudden cardiac death with a HR of 2.71 (1.58-4.64) vs. 0.85 (0.45-1.60), compared to patients receiving either no antibiotic or amoxicillin, respectively [57]. Given the cumulative effect on cardiac conduction seen with HCQ and AZ, if this combination was used, baseline and follow-up electrocardiogram (ECG) monitoring would be indicated, as well as careful surveillance for other concomitant medications known to prolong the QT interval.

Azithromycin has a low risk for cytochrome P450 interactions [58]; however, additional pharmacologic adverse events including gastrointestinal effects and QT prolongation need to be carefully considered, particularly in the outpatient setting where frequent ECG monitoring is not feasible.

Providers are encouraged to visit resources such as <https://www.covid19-druginteractions.org/> to aid in the evaluation and management of drug interactions with current and emerging investigational agents for COVID-19.

### ***Other considerations***

The panel agreed that the overall certainty of evidence against treatment with HCQ was moderate due to concerns with imprecision around the risk for a trend towards harms from increased mortality. When considering the addition of AZ, the overall certainty of the evidence was low; however, the panel recognized even greater concern with the toxicity. In addition, based on the moderate certainty of increased QT prolongation, the panel determined that this demonstrated certain harm with uncertain benefit; therefore, the panel made a strong recommendation against HCQ+AZ.

### ***Conclusions and research needs for this recommendation***

The guideline panel recommends against the use of either HCQ alone or in combination with AZ in the hospital setting as higher certainty benefits (e.g., mortality reduction) are now highly unlikely even if additional high quality RCTs would become available.

This recommendation does not address the use of azithromycin for secondary bacterial pneumonia in patients with COVID-19 (**Supplementary Table s2**).

**Table 1.** GRADE evidence profile, Recommendation 1

**Question:** Hydroxychloroquine compared to no hydroxychloroquine for hospitalized patients with COVID-19

Last reviewed and updated 12/23/2020

Certainty assessment							№ of patients		Effect		Certainty	Importance
№ of studies	Study design	Risk of bias	Inconsistency	Indirectness	Imprecision	Other considerations	hydroxy-chloroquine	no hydroxy-chloroquine	Relative (95% CI)	Absolute (95% CI)		
<b>Mortality (RCTs) (follow-up: range 22 days to 49 days)</b>												
5 <sup>1-5</sup>	randomized trials	not serious <sup>a</sup>	not serious	not serious <sup>b</sup>	serious <sup>c</sup>	none	561/2976 (18.9%)	908/4532 (20.0%)	RR 1.08 (0.99 to 1.19)	16 more per 1,000 (from 2 fewer to 38 more)	⊕⊕⊕○ MODERATE	CRITICAL
<b>Clinical status (assessed with: 7-point scale; higher signifies worsening severity)</b>												
1 <sup>2</sup>	randomized trials	serious <sup>d</sup>	not serious	not serious	serious <sup>e</sup>	none	159	173	-	median 1.21 higher (0.69 higher to 2.11 higher)	⊕⊕○○ LOW	CRITICAL
<b>Progression to invasive mechanical ventilation</b>												
2 <sup>1,3</sup>	randomized trials	serious <sup>f</sup>	not serious	not serious	serious <sup>c</sup>	none	193/2162 (8.9%)	281/3447 (8.2%)	RR 1.10 (0.92 to 1.31)	8 more per 1,000 (from 7 fewer to 25 more)	⊕⊕○○ LOW	CRITICAL
<b>Arrhythmias</b>												
1 <sup>6</sup>	observational studies	very serious <sup>g</sup>	not serious	not serious	very serious <sup>e,h</sup>	none	44/271 (16.2%)	23/221 (10.4%)	RR 1.56 (0.97 to 2.50)	58 more per 1,000 (from 3 fewer to 156 more)	⊕○○○ VERY LOW	CRITICAL
<b>Adverse events, any</b>												
4 <sup>2,7-9</sup>	randomized trials	serious <sup>i</sup>	not serious	not serious	serious <sup>e</sup>	none	94/315 (29.8%) <sup>j</sup>	18/176 (10.2%) <sup>k</sup>	RR 2.36 (1.49 to 3.75)	139 more per 1,000 (from 50 more to 281 more)	⊕⊕○○ LOW	IMPORTANT

Certainty assessment							No of patients		Effect		Certainty	Importance
No of studies	Study design	Risk of bias	Inconsistency	Indirectness	Imprecision	Other considerations	hydroxy-chloroquine	no hydroxy-chloroquine	Relative (95% CI)	Absolute (95% CI)		

Severe adverse events (assessed with: untoward medical event leading to death, a life-threatening experience, prolongation of hospitalization, or persistent or significant disability or incapacity)

1 <sup>4</sup>	randomized trials	not serious	not serious	not serious	very serious <sup>e</sup>	none	14/242 (5.8%)	11/237 (4.6%)	OR 1.26 (0.56 to 2.84) <sup>l</sup>	11 more per 1,000 (from 20 fewer to 75 more)	⊕⊕○○ LOW	CRITICAL
----------------	-------------------	-------------	-------------	-------------	---------------------------	------	---------------	---------------	-------------------------------------	--	-------------	----------

QT prolongation (RCTs)

1 <sup>2</sup>	randomized trials	not serious	not serious	not serious	very serious <sup>h</sup>	none	13/89 (14.6%)	1/58 (1.7%)	RR 8.47 (1.14 to 63.03)	129 more per 1,000 (from 2 more to 1,000 more)	⊕⊕○○ LOW	IMPORTANT
----------------	-------------------	-------------	-------------	-------------	---------------------------	------	---------------	-------------	-------------------------	--	-------------	-----------

QT prolongation (NRS)

2 <sup>6,10</sup>	observational studies	very serious <sup>g,m</sup>	not serious	not serious	serious <sup>n</sup>	none	46/355 (13.0%)	13/311 (4.2%)	RR 2.89 (1.62 to 5.16)	79 more per 1,000 (from 26 more to 174 more)	⊕○○○ VERY LOW	IMPORTANT
-------------------	-----------------------	-----------------------------	-------------	-------------	----------------------	------	----------------	---------------	------------------------	--	------------------	-----------

**GRADE Working Group grades of evidence**

**High certainty:** We are very confident that the true effect lies close to that of the estimate of the effect

**Moderate certainty:** We are moderately confident in the effect estimate: The true effect is likely to be close to the estimate of the effect, but there is a possibility that it is substantially different

**Low certainty:** Our confidence in the effect estimate is limited: The true effect may be substantially different from the estimate of the effect

**Very low certainty:** We have very little confidence in the effect estimate: The true effect is likely to be substantially different from the estimate of effect

**Risk of bias:** Study limitations

**Inconsistency:** Unexplained heterogeneity across study findings

**Indirectness:** Applicability or generalizability to the research question

**Imprecision:** The confidence in the estimate of an effect to support a particular decision

**Publication bias:** Selective publication of studies

*NB: Certainty ratings may be derived from evidence that includes pre-print articles, which have not been peer reviewed or published.*

CI: Confidence interval; RR: Risk ratio; OR: Odds ratio

**Explanations**

- Co-interventions were provided to patients in both studies but balanced across arms.
- Cavalcanti 2020 excludes persons receiving supplemental oxygen at a rate of more than 4 liters per minute.
- The 95% CI cannot exclude the potential for no benefit or harm.

- d. Cavalcanti was an open-label trial.
- e. The 95% CI includes the potential for both benefit and harm. Few events suggest the potential for fragility in the estimate.
- f. Few events suggest the potential for fragility in the estimate.
- g. Concerns with unmeasured and residual confounding. Multiple co-interventions received across arms.
- h. Few events reported do not meet the optimal information size and suggest fragility in the estimate.
- i. Did not report on blinding (including outcome adjudication committee), sequence generation or allocation concealment; Chen J 2020: all patients received nebulized alpha-interferon, 80% vs. 67.7% of subjects received Abidol in the hydroxychloroquine vs. placebo arm, respectively. Two subjects in the control arm received lopinavir/ritonavir.
- j. Chen J 2020: 4 adverse events include diarrhea, fatigue and transient AST elevation. Chen Z 2020: 1 rash, 1 headache. Tang 2020: 21 adverse events include disease progression (1%), URI (1%), diarrhea (10%), vomiting (3%).
- k. Three adverse events reported in two patients include: AST elevation, creatinine elevation and anemia
- l. aOR: age, sex, baseline COVID Outcome Scale category, baseline Sequential Organ Failure Assessment score, and duration of acute respiratory infection symptoms prior to randomization
- m. Mahevas 2020 does not report on adverse events in the comparator arm.

## References

1. Horby P, Mafham M, Linsell L, et al. Effect of Hydroxychloroquine in Hospitalized Patients with COVID-19: Preliminary results from a multi-centre, randomized, controlled trial. medRxiv **2020**; Available at: <https://doi.org/10.1101/2020.07.15.20151852> [Preprint 15 July 2020].
2. Cavalcanti AB, Zampieri FG, Rosa RG, et al. Hydroxychloroquine with or without Azithromycin in Mild-to-Moderate Covid-19. N Engl J Med **2020**; 383: 2041-52.
3. WHO Solidarity Trial Consortium, Pan H, Peto R, et al. Repurposed Antiviral Drugs for Covid-19 - Interim WHO Solidarity Trial Results. N Engl J Med **2021**; 384(6): 497-511.
4. Self WH, Semler MW, Leither L, et al. Effect of hydroxychloroquine on clinical status at 14 days in hospitalized patients with COVID-19: A randomized clinical trial. JAMA **2020**; 324(21): 2165-76.
5. Ulrich RJ, Troxel AB, Carmody E, et al. Treating COVID-19 With Hydroxychloroquine (TEACH): A Multicenter, Double-Blind Randomized Controlled Trial in Hospitalized Patients Open Forum Infect Dis **2020**; 7(10): ofaa446.
6. Rosenberg ES, Dufort EM, Udo T, et al. Association of treatment with hydroxychloroquine or azithromycin with in-hospital mortality in patients with COVID-19 in New York state. JAMA **2020**; 323(4): 2493:502.
7. Chen J, Liu D, Liu L, et al. A pilot study of hydroxychloroquine in treatment of patients with moderate COVID-19. Journal of Zhejiang University (Medical Sciences) **2020**; 49(2): 215-9.
8. Chen Z, Hu J, Zhang Z, et al. Efficacy of hydroxychloroquine in patients with COVID-19: results of a randomized clinical trial. medRxiv **2020**; Available at: <https://doi.org/10.1101/2020.03.22.20040758> [Preprint 10 April 2020].
9. Tang W, Cao Z, Han M, et al. Hydroxychloroquine in patients with mainly mild to moderate coronavirus disease 2019: open label, randomised controlled trial. BMJ **2020**; 369: m1849.
10. Mahevas M, Tran V-T, Roumier M, et al. No evidence of clinical efficacy of hydroxychloroquine in patients hospitalized for COVID-19 infection with oxygen requirement: results of a study using routinely collected data to emulate a target trial. medRxiv **2020**; Available at: <https://doi.org/10.1101/2020.04.10.20060699> [Preprint 14 April 2020].

**Table 2.** GRADE evidence profile, Recommendation 2

**Question:** Hydroxychloroquine and azithromycin compared to no hydroxychloroquine/azithromycin for hospitalized patients with COVID-19

Last updated 8/20/2020; last reviewed 12/23/2020

Certainty assessment							№ of patients		Effect		Certainty	Importance
№ of studies	Study design	Risk of bias	Inconsistency	Indirectness	Imprecision	Other considerations	hydroxy-chloroquine	no hydroxy-chloroquine	Relative (95% CI)	Absolute (95% CI)		
<b>Mortality (RCTs) (follow-up: range 22 days to 49 days)</b>												
1 <sup>1</sup>	randomized trials	not serious <sup>a</sup>	not serious	not serious <sup>b</sup>	very serious <sup>c,d</sup>	none	5/172 (2.9%)	6/173 (3.5%)	<b>HR 0.64</b> (0.18 to 2.21)	<b>12 fewer per 1,000</b> (from 28 fewer to 40 more)	⊕⊕○○ LOW	CRITICAL
<b>Mortality (NRS)</b>												
3 <sup>2,3,4</sup>	observational studies	very serious <sup>e</sup>	not serious	not serious	serious <sup>d</sup>	none	Three non-randomized studies failed to identify an association between persons treated with HCQ + AZ and mortality: Ip reported an adjusted HR of 0.98 (95% CI: 0.75, 1.28); Magagnoli reported an adjusted HR in a subset after propensity score adjustment of 0.89 (95% CI: 0.45, 1.77); Rosenberg 2020 reported an adjusted hazard ratio (HR) of 1.35 (95% CI: 0.79, 2.40)(Ip, Magagnoli 2020, Rosenberg 2020).			⊕○○○ VERY LOW	CRITICAL	
<b>Clinical status (assessed with: 7-point scale, higher values represent worse clinical outcomes)</b>												
1 <sup>1</sup>	randomized trials	serious <sup>f</sup>	not serious	not serious <sup>b</sup>	serious <sup>d,g</sup>	none	172	173	-	<b>MD 0.99 higher</b> (0.57 higher to 1.73 higher)	⊕⊕○○ LOW	CRITICAL
<b>Virologic failure (follow-up: range 5 days to 6 days; assessed with: PCR test)</b>												
2 <sup>5,6,7</sup>	observational studies	very serious <sup>h</sup>	serious <sup>i</sup>	serious <sup>j</sup>	serious <sup>c</sup>	none	29/71 (40.8%) <sup>k</sup>	12/12 (100.0%) <sup>l</sup>	not estimable		⊕○○○ VERY LOW	IMPORTANT
<b>QT prolongation (RCTs)</b>												

Certainty assessment							№ of patients		Effect		Certainty	Importance
№ of studies	Study design	Risk of bias	Inconsistency	Indirectness	Imprecision	Other considerations	hydroxy-chloroquine	no hydroxy-chloroquine	Relative (95% CI)	Absolute (95% CI)		
1 <sup>1</sup>	randomized trials	not serious	not serious	serious <sup>m,n</sup>	serious <sup>c</sup>	none	17/116 (14.7%)	1/58 (1.7%)	<b>RR 8.50</b> (1.16 to 62.31)	<b>129 more per 1,000</b> (from 3 more to 1,000 more)	⊕⊕○○ LOW	IMPORTANT

**QT prolongation (NRS)**

2 <sup>7,8</sup>	observational studies	very serious <sup>h</sup>	not serious	serious <sup>n</sup>	serious <sup>c</sup>	none	10/95 (10.5%) <sub>n</sub>	-	-	-	⊕○○○ VERY LOW	IMPORTANT
------------------	-----------------------	---------------------------	-------------	----------------------	----------------------	------	----------------------------	---	---	---	------------------	-----------

**Serious adverse events**

1 <sup>1</sup>	randomized trials	serious <sup>f</sup>	not serious	not serious <sup>o</sup>	serious <sup>c,d</sup>	none	5/239 (2.1%)	0/50 (0.0%)	<b>RR 2.34</b> (0.13 to 41.61)	<b>0 fewer per 1,000</b> (from 0 fewer to 0 fewer)	⊕⊕○○ LOW	CRITICAL
----------------	-------------------	----------------------	-------------	--------------------------	------------------------	------	--------------	-------------	-----------------------------------	---	-------------	----------

**GRADE Working Group grades of evidence**

**High certainty:** We are very confident that the true effect lies close to that of the estimate of the effect

**Moderate certainty:** We are moderately confident in the effect estimate: The true effect is likely to be close to the estimate of the effect, but there is a possibility that it is substantially different

**Low certainty:** Our confidence in the effect estimate is limited: The true effect may be substantially different from the estimate of the effect

**Very low certainty:** We have very little confidence in the effect estimate: The true effect is likely to be substantially different from the estimate of effect

**Risk of bias:** Study limitations

**Inconsistency:** Unexplained heterogeneity across study findings

**Indirectness:** Applicability or generalizability to the research question

**Imprecision:** The confidence in the estimate of an effect to support a particular decision

**Publication bias:** Selective publication of studies

*NB: Certainty ratings may be derived from evidence that includes pre-print articles, which have not been peer reviewed or published.*

**CI:** Confidence interval; **HR:** Hazard Ratio; **RR:** Risk ratio

**Explanations**

- Co-interventions were provided to patients but balanced across arms. Cavalcanti 2020 was open label; however, likely did not influence the outcome of mortality.
- Cavalcanti 2020 excludes persons receiving supplemental oxygen at a rate of more than 4 liters per minute.
- A very small number of events. Optimal information size not met.
- The 95% CI includes the potential for both benefit and harm.
- Concerns with unmeasured and residual confounding. Multiple co-interventions received across arms.
- Cavalcanti was an open-label trial.



- g. Optimal information size not met.
- h. No contemporaneous control groups; no adjustment for baseline severity, resulting in high risk for residual confounding
- i. Two case series from France showed divergent results
- j. Surrogate marker for mortality or resolution of COVID-19.
- k. Gautret reported 21/61 patients as positive at day 6 (estimate from supplied graph); Molina reported 8/10 patients positive at day 5 or 6. Pooled rates of virologic failure using fixed effects inverse variance method resulted in a 43% failure rate (95% CI, 32% to 54%)
- l. Gautret reported on a historical viral clearance rate in symptomatic patients from a separate hospital. Criteria for selection of patients remains unclear, as presumably a sizable number of untreated patients could have been available with data on viral clearance.
- m. Indirect measure of arrhythmia-specific mortality.
- n. Azithromycin and hydroxychloroquine can independently cause QT prolongation. Used together there can be an additive effect. Caution should be exercised with other agents known to prolong the QT interval.
- o. Molina 2020: 1/11 leading to treatment discontinuation; Chorin 2020: 9/84 with significant QTc prolongation of more than 500 ms.
- p. Cavalcanti 2020 serious adverse events included pulmonary embolism, QTc prolongation, myocardial infarction, abdominal-wall hemorrhage.

#### References

1. Cavalcanti AB, Zampieri FG, Rosa RG, et al. Hydroxychloroquine with or without Azithromycin in Mild-to-Moderate Covid-19. *N Engl J Med* **2020**; 383: 2041-52.
2. Rosenberg ES, Dufort EM, Udo T, et al. Association of treatment with hydroxychloroquine or azithromycin with in-hospital mortality in patients with COVID-19 in New York state. *JAMA* **2020**; 323(4): 2493:502.
3. Magagnoli J, Narendran S, Pereira F, et al. Outcomes of hydroxychloroquine usage in United States veterans hospitalized with Covid-19. *Med* **2020**; 1(1): 114-27.e3.
4. Ip A, Berry DA, Hansen E, et al. Hydroxychloroquine and Tocilizumab Therapy in COVID-19 Patients-An Observational Study. *medRxiv* **2020**: Available at: <https://doi.org/10.1101/2020.05.21.20109207> [Preprint 25 May 2020].
5. Gautret P, Lagier JC, Parola P, et al. Hydroxychloroquine and azithromycin as a treatment of COVID-19: results of an open-label non-randomized clinical trial. *Int J Antimicrob Agents* **2020**; 56(1): 105949.
6. Gautret P, Lagier JC, Parola P, et al. Clinical and microbiological effect of a combination of hydroxychloroquine and azithromycin in 80 COVID-19 patients with at least a six-day follow up: A pilot observational study. *Travel Med Infect Dis* **2020**; 34: 101663.
7. Molina JM, Delaugerre C, Goff J, et al. No Evidence of Rapid Antiviral Clearance or Clinical Benefit with the Combination of Hydroxychloroquine and Azithromycin in Patients with Severe COVID-19 Infection. *Médecine et Maladies Infectieuses* **2020**; 50(4): 384.
8. Chorin E, Dai M, Shulman E, et al. The QT Interval in Patients with SARS-CoV-2 Infection Treated with Hydroxychloroquine/Azithromycin. *medRxiv* 2020; Available at: <https://doi.org/10.1101/2020.04.02.20047050> [Preprint 3 April 2020].

## Hydroxychloroquine as Post-Exposure Prophylaxis

*Section last reviewed and updated 9/23/2021*

*Last literature search conducted 9/21/2021*

**Recommendation 3: In persons exposed to COVID-19, the IDSA guideline panel recommends against hydroxychloroquine. (Strong recommendation, Moderate certainty of evidence)**

### ***Why is hydroxychloroquine considered for post-exposure prophylaxis?***

There is some evidence that HCQ has antiviral properties against many different viruses, including the coronaviruses [14, 15]. It has demonstrated in vitro activity against SARS-CoV-2, which ranges considerably between studies, but is generally within the range of predicted achievable tissue concentrations [14, 16-18]. The *in vitro* activity, the extensive use for other conditions, and widespread availability of generic versions of the drug made it an attractive option for treatment and prophylaxis of COVID-19; however, at this point, HCQ has not been identified as effective for treatment of COVID-19.

### ***Summary of the evidence***

Our search identified three RCTs that reported on HCQ post-exposure prophylaxis of contacts of those diagnosed with SARS-CoV-2 infection [59-61]. Patients in these studies were randomized to HCQ or placebo or no additional treatment. All three studies evaluated for the presence of SARS-CoV-2 at day 14, two of the studies required a positive test for SARS-CoV-2, while one allowed symptoms suggestive of COVID-19 to meet the outcome when a test was not completed. Additional outcomes included hospitalization, mortality, and serious adverse events.

### ***Benefits***

#### Outpatients

Hydroxychloroquine appears to have trivial or no effect on the development of symptomatic SARS-CoV-2 infection at day 14 compared to no HCQ (RR: 0.95; 95% CI: 0.77, 1.16; moderate CoE). In addition, HCQ showed trivial or no effect on the rate of hospitalization (RR: 1.00; 95% CI: 0.47, 2.12; three fewer to seven more hospitalizations in 1,000; low CoE) or mortality (RR: 0.45; 95% CI: 0.16, 1.28; five fewer to two more deaths in 1,000; low CoE).

### ***Harms***

There was no difference in serious adverse events in the HCQ rather than no HCQ for post-exposure prophylaxis (RR: 0.91; 95% CI: 0.47, 1.76; low CoE). Additional side effects and harms of HCQ (e.g., QT prolongation, arrhythmias, gastrointestinal effects) have been summarized in [recommendation 1 \(HCQ for treatment of hospitalized persons with COVID-19\)](#).

### ***Other considerations***

The panel made an explicit decision that:

- a. The primary outcome driving the decision for any post-exposure prophylaxis is the ability to prevent infection
- b. When the evidence demonstrates a very low likelihood of effective post-exposure prophylaxis, other outcomes become secondary
- c. When healthy persons are considered for preventive medications (such as would occur in post-exposure settings), a higher threshold for benefits is required and (even putative) harms become more important

The panel agreed that the overall certainty of the evidence against prophylaxis treatment with HCQ was moderate (failure to prevent infection) due to concerns with imprecision. The panel balanced the lack of clear benefit with the increased risk of harms from the body of evidence reported in the treatment section, in addition to the side effects reported in the trials to make a strong recommendation.

### ***Conclusions and research needs for this recommendation***

Last updated November 15, 2022, and posted online at [www.idsociety.org/COVID19guidelines](http://www.idsociety.org/COVID19guidelines).  
Please check website for most updated version of these guidelines.

The guideline panel recommended against the use of HCQ as post-exposure prophylactic treatment for persons exposed to COVID-19.

**Table 3.** GRADE evidence profile, Recommendation 3

**Question:** Hydroxychloroquine compared to no hydroxychloroquine for post-exposure prophylaxis of COVID-19

*Last reviewed and updated 9/23/2021*

Certainty assessment							№ of patients		Effect		Certainty	Importance
№ of studies	Study design	Risk of bias	Inconsistency	Indirectness	Imprecision	Other considerations	hydroxy-chloroquine	no hydroxy-chloroquine	Relative (95% CI)	Absolute (95% CI)		
<b>Symptomatic SARS-CoV-2 infection (follow-up: 14 days)<sup>a</sup></b>												
3 <sup>1,2,3</sup>	randomized trials	not serious	not serious	not serious	serious <sup>b</sup>	none	166/1883 (8.8%)	177/1941 (9.1%)	<b>RR 0.95</b> (0.77 to 1.16)	<b>5 fewer per 1,000</b> (from 21 fewer to 15 more)	⊕⊕⊕○ MODERATE	CRITICAL
<b>Hospitalization (follow-up: 14 days)</b>												
3 <sup>1,2,3</sup>	randomized trials	not serious	not serious	not serious	very serious <sup>b</sup>	none	13/2018 (0.6%)	14/2129 (0.7%)	<b>RR 1.00</b> (0.47 to 2.12)	<b>0 fewer per 1,000</b> (from 3 fewer to 7 more)	⊕⊕○○ LOW	CRITICAL
<b>Mortality (follow-up: 14 days)</b>												
3 <sup>1,2,3</sup>	randomized trials	not serious	not serious	not serious	very serious <sup>b</sup>	none	5/2018 (0.2%)	12/2129 (0.6%)	<b>RR 0.45</b> (0.16 to 1.28)	<b>3 fewer per 1,000</b> (from 5 fewer to 2 more)	⊕⊕○○ LOW	CRITICAL
<b>Serious adverse events (follow-up: 14 days)</b>												
3 <sup>1,2,3</sup>	randomized trials	not serious	not serious	not serious	very serious <sup>b</sup>	none	16/2018 (0.8%)	19/2129 (0.9%)	<b>RR 0.91</b> (0.47 to 1.76)	<b>1 fewer per 1,000</b> (from 5 fewer to 7 more)	⊕⊕○○ LOW	CRITICAL
<b>GRADE Working Group grades of evidence</b>												
<b>High certainty:</b> We are very confident that the true effect lies close to that of the estimate of the effect												
<b>Moderate certainty:</b> We are moderately confident in the effect estimate: The true effect is likely to be close to the estimate of the effect, but there is a possibility that it is substantially different												
<b>Low certainty:</b> Our confidence in the effect estimate is limited: The true effect may be substantially different from the estimate of the effect												
<b>Very low certainty:</b> We have very little confidence in the effect estimate: The true effect is likely to be substantially different from the estimate of effect												
<b>Risk of bias:</b> Study limitations												
<b>Inconsistency:</b> Unexplained heterogeneity across study findings												
<b>Indirectness:</b> Applicability or generalizability to the research question												
<b>Imprecision:</b> The confidence in the estimate of an effect to support a particular decision												
<b>Publication bias:</b> Selective publication of studies												

*NB: Certainty ratings may be derived from evidence that includes pre-print articles, which have not been peer reviewed or published.*

**CI:** Confidence interval; **RR:** Risk ratio

**Explanations**

**Last updated November 15, 2022, and posted online at [www.idsociety.org/COVID19guidelines](http://www.idsociety.org/COVID19guidelines).**

**Please check website for most updated version of these guidelines.**

- a. Boulware included both laboratory-confirmed COVID-19 as well as probable COVID-19; 11/49 patients receiving HCQ were laboratory confirmed and 9/58 receiving placebo were laboratory confirmed .
- b. The 95% CI includes both the potential of benefit and the risk of harm.

#### **References**

1. Barnabas RV, Brown ER, Bershteyn A, et al. Hydroxychloroquine as Postexposure Prophylaxis to Prevent Severe Acute Respiratory Syndrome Coronavirus 2 Infection : A Randomized Trial. *Ann Intern Med* **2021**; 174(3): 344-52.
2. Boulware DR, Pullen MF, Bangdiwala AS, et al. A Randomized Trial of Hydroxychloroquine as Postexposure Prophylaxis for Covid-19. *N Engl J Med* **2020**; 383(6): 517-25.
3. Mitja O, Corbacho-Monne M, Ubals M, et al. A Cluster-Randomized Trial of Hydroxychloroquine for Prevention of Covid-19. *N Engl J Med* **2021**; 384(5): 417-27.

## Lopinavir/Ritonavir

*Section last reviewed and updated 2/16/2022*

*Last literature search conducted 1/31/2022*

**Recommendation 4: In persons exposed to COVID-19, the IDSA guideline panel recommends against post-exposure prophylaxis with lopinavir/ritonavir. (Strong recommendation, Moderate certainty of evidence)**

**Recommendation 5: Among ambulatory patients with mild-to-moderate COVID-19, the IDSA guideline panel recommends against the use of lopinavir/ritonavir. (Strong recommendation, Moderate certainty of evidence)**

**Recommendation 6: Among hospitalized patients with COVID-19, the IDSA guideline panel recommends against the use of the combination lopinavir/ritonavir. (Strong recommendation, Moderate certainty of evidence)**

### ***Why is lopinavir plus ritonavir considered for treatment?***

Lopinavir/ritonavir is a protease inhibitor that was U.S. Food and Drug Administration (FDA)-approved for the treatment of HIV in September 2000. Ritonavir is added to the combination as a pharmacokinetic enhancer due to its strong inhibition of cytochrome P450 3A4, a metabolic pathway for lopinavir metabolism. Lopinavir/ritonavir demonstrated in vitro inhibition of SARS-CoV-1 and MERS-CoV replication [62-64]. A trial of lopinavir/ritonavir and ribavirin *versus* historical controls in SARS-CoV-1 patients, showed a reduced rate of acute respiratory distress syndrome and mortality in those receiving lopinavir/ritonavir. This study had limitations including a control group from early in the outbreak when management strategies likely differed significantly [65]. During the MERS outbreak, case reports cited efficacy of lopinavir/ritonavir with interferon in the management of MERS patients [66, 67]. During the early phase of COVID-19, triple combination of interferon beta-1b, lopinavir/ritonavir, and

ribavirin shortened the duration of viral shedding and hospital stay in patients with mild-to-moderate COVID-19 in an open-label, randomized, phase II trial [68].

### ***Summary of the evidence***

One RCT reported on post-exposure prophylaxis with combination lopinavir/ritonavir or placebo for ambulatory persons exposed to COVID-19 [69]. During the follow up period of 21 days, the investigators reported on symptomatic SARS-CoV-2 infection (COVID) either independent of baseline PCR/serology or among those who had a negative PCR test/serology at baseline.

One RCT reported on treatment with combination lopinavir/ritonavir or placebo for ambulatory patients with mild-to-moderate COVID-19 [70]. During the follow up of 90 days, COVID-19-related hospitalizations as well as mortality were recorded.

Three RCTs reported on treatment with combination lopinavir/ritonavir or placebo for hospitalized patients with COVID-19 [32, 71, 72] ([Table 6](#)). The trials reported on the following outcomes: mortality, failure of clinical improvement (measured using a 7-point scale or hospital discharge), need for mechanical ventilation, and adverse events leading to treatment discontinuation.

### ***Benefits***

Among persons exposed to COVID-19, prophylactic treatment with lopinavir/ritonavir failed to show or exclude a beneficial effect on symptomatic SARS-CoV-2 infection, either independent of baseline PCR/serology or among those with a negative PCR and serology at baseline (HR: 0.60; 95% CI: 0.29, 1.26; moderate CoE and HR: 0.59; 95% CI: 0.17, 2.02; moderate CoE, respectively).

Among ambulatory patients with mild-to-moderate COVID-19, lopinavir/ritonavir failed to show or excluded a beneficial effect on COVID-19-related hospitalizations or deaths (HR: 1.16; 95% CI: 0.53, 2.56; moderate CoE and HR: 1.86; 95% CI 0.17 to 20.4; low certainty evidence, respectively).



Among hospitalized patients with COVID-19, treatment with lopinavir/ritonavir failed to show or exclude a beneficial effect on mortality or need for invasive mechanical ventilation (RR: 1.00; 95% CI: 0.89, 1.13; moderate CoE and RR: 1.12; 95% CI: 0.93, 1.34; low CoE). Similarly, lopinavir/ritonavir may reduce failure of clinical improvement at 14 days, but it is uncertain (RR: 0.78; 95% CI: 0.63, 0.97; very low CoE).

### **Harms**

Prophylactic treatment of persons exposed to SARS-CoV-2 with lopinavir/ritonavir compared to placebo increases the risk of adverse events (RR: 2.74; 95% CI: 2.05, 3.66; moderate CoE). The most common adverse events were nausea/vomiting, diarrhea, abdominal pain, lack of appetite, itching and bloating.

Treatment of COVID-19 in ambulatory persons with lopinavir/ritonavir rather than placebo may increase the risk of serious adverse events (RR: 1.58; 95% CI: 0.79, 3.16; moderate CoE). RECOVERY reported 1/1588 serious adverse event due to treatment with lopinavir/ritonavir [72]; however, nearly 14% of lopinavir/ritonavir recipients in Cao 2020 were unable to complete the full 14-day course of administration. This was due primarily to gastrointestinal adverse events, including anorexia, nausea, abdominal discomfort, or diarrhea, as well as two serious adverse events, both acute gastritis. Two recipients had self-limited skin eruptions. Such side effects, including the risks of hepatic injury, pancreatitis, more severe cutaneous eruptions, and QT prolongation, and the potential for multiple drug interactions due to CYP3A inhibition, are well documented with this drug combination. The side effect profile observed in these trials raise concerns about the use of higher or more prolonged lopinavir/ritonavir dose regimens in efforts to improve outcomes.

### **Other considerations**

The panel determined the certainty of evidence to be moderate due to concerns with imprecision for most critical outcomes across indications. The guideline panel made a strong recommendation against treatment with the combination of lopinavir/ritonavir for post-exposure prophylaxis, and ambulatory as well as hospitalized patients with COVID-19.

***Conclusions and research needs for this recommendation***

The guideline panel recommends against treatment with lopinavir/ritonavir across patient groups at risk for or with COVID-19.

**Table 4.** GRADE evidence profile, Recommendation 4

**Question:** Prophylactic lopinavir/ritonavir compared to no prophylactic lopinavir/ritonavir for persons exposed to COVID-19

Last reviewed and updated 2/16/2022

Certainty assessment							No of patients		Effect		Certainty	Importance
No of studies	Study design	Risk of bias	Inconsistency	Indirectness	Imprecision	Other considerations	prophylactic lopinavir/ritonavir	no prophylactic lopinavir/ritonavir	Relative (95% CI)	Absolute (95% CI)		
<b>Symptomatic SARS-COV-2 infection (COVID-19) regardless of baseline PCR/serology (follow-up: 21 days)</b>												
1 <sup>1</sup>	randomized trials	not serious	not serious	not serious	serious <sup>a</sup>	none	35/209 (16.7%)	13/109 (11.9%)	HR 0.60 (0.29 to 1.26) <sup>b</sup>	46 fewer per 1,000 (from 83 fewer to 29 more)	⊕⊕⊕○ MODERATE	CRITICAL
<b>Symptomatic SARS-COV-2 infection (COVID-19), negative PCR and serology at baseline (follow-up: 21 days)</b>												
1 <sup>1</sup>	randomized trials	not serious	not serious	not serious	serious <sup>a</sup>	none	8/159 (5.0%)	7/90 (7.8%)	HR 0.59 (0.17 to 2.02)	31 fewer per 1,000 (from 64 fewer to 73 more)	⊕⊕⊕○ MODERATE	CRITICAL
<b>Adverse events (follow-up: 29 days)</b>												
1 <sup>1</sup>	randomized trials	serious <sup>c</sup>	not serious	not serious	not serious	none	175/207 (84.5%) <sup>d</sup>	33/107 (30.8%)	RR 2.74 (2.05 to 3.66)	537 more per 1,000 (from 324 more to 820 more)	⊕⊕⊕○ MODERATE	CRITICAL
<b>GRADE Working Group grades of evidence</b>												
<b>High certainty:</b> We are very confident that the true effect lies close to that of the estimate of the effect												
<b>Moderate certainty:</b> We are moderately confident in the effect estimate: The true effect is likely to be close to the estimate of the effect, but there is a possibility that it is substantially different												
<b>Low certainty:</b> Our confidence in the effect estimate is limited: The true effect may be substantially different from the estimate of the effect												
<b>Very low certainty:</b> We have very little confidence in the effect estimate: The true effect is likely to be substantially different from the estimate of effect												
<b>Risk of bias:</b> Study limitations												
<b>Inconsistency:</b> Unexplained heterogeneity across study findings												
<b>Indirectness:</b> Applicability or generalizability to the research question												
<b>Imprecision:</b> The confidence in the estimate of an effect to support a particular decision												
<b>Publication bias:</b> Selective publication of studies												

NB: Certainty ratings may be derived from evidence that has not been peer reviewed or published.

CI: Confidence interval; HR: Hazard ratio; PCR: Polymerase chain reaction; RR: Risk ratio

**Explanations**

- Few events, unable to exclude benefits as well as harms
- This pre-specified primary endpoint adjusted analysis is a mixed model analysis adjusted for baseline imbalance
- Participants not blinded to lopinavir/ritonavir
- Two serious adverse events occurred and both judged by the author as unrelated to lopinavir/ritonavir

Last updated November 15, 2022, and posted online at [www.idsociety.org/COVID19guidelines](http://www.idsociety.org/COVID19guidelines).

Please check website for most updated version of these guidelines.

#### Reference

1. Labhardt ND, Smit M, Petignat I, et al. Post-exposure Lopinavir-Ritonavir Prophylaxis versus Surveillance for Individuals Exposed to SARS-CoV-2: The COPEP Pragmatic Open-Label, Cluster Randomized Trial. *EClinicalMedicine* **2021**; 42: 101188.

**Table 5.** GRADE evidence profile, Recommendation 5

**Question:** Lopinavir/ritonavir compared to no lopinavir/ritonavir for ambulatory patients with mild-to-moderate COVID-19 at high risk for progression to severe disease

Last reviewed and updated 2/16/2022

Certainty assessment							No of patients		Effect		Certainty	Importance
No of studies	Study design	Risk of bias	Inconsistency	Indirectness	Imprecision	Other considerations	lopinavir/ritonavir	no lopinavir/ritonavir	Relative (95% CI)	Absolute (95% CI)		
<b>Mortality (follow-up: 90 days)</b>												
1 <sup>1</sup>	randomized trials	not serious	not serious	not serious	very serious <sup>a</sup>	none	2/244 (0.8%)	1/227 (0.4%)	<b>RR 1.86</b> (0.17 to 20.40)	<b>4 more per 1,000</b> (from 4 fewer to 85 more)	⊕⊕○○ LOW	CRITICAL
<b>COVID-19-related hospitalizations (follow-up: 90 days)</b>												
1 <sup>1</sup>	randomized trials	not serious	not serious	not serious	serious <sup>a</sup>	none	14/244 (5.7%)	11/227 (4.8%)	<b>HR 1.16</b> (0.53 to 2.56)	<b>8 more per 1,000</b> (from 22 fewer to 71 more)	⊕⊕⊕○ MODERATE	CRITICAL
<b>Serious adverse events (follow-up: 90 days)</b>												
1 <sup>1</sup>	randomized trials	not serious	not serious	not serious	serious <sup>a</sup>	none	20/232 (8.6%)	12/220 (5.5%)	<b>RR 1.58</b> (0.79 to 3.16)	<b>32 more per 1,000</b> (from 11 fewer to 118 more)	⊕⊕⊕○ MODERATE	CRITICAL
<b>GRADE Working Group grades of evidence</b>												
<b>High certainty:</b> We are very confident that the true effect lies close to that of the estimate of the effect												
<b>Moderate certainty:</b> We are moderately confident in the effect estimate: The true effect is likely to be close to the estimate of the effect, but there is a possibility that it is substantially different												
<b>Low certainty:</b> Our confidence in the effect estimate is limited: The true effect may be substantially different from the estimate of the effect												
<b>Very low certainty:</b> We have very little confidence in the effect estimate: The true effect is likely to be substantially different from the estimate of effect												
<b>Risk of bias:</b> Study limitations												
<b>Inconsistency:</b> Unexplained heterogeneity across study findings												
<b>Indirectness:</b> Applicability or generalizability to the research question												
<b>Imprecision:</b> The confidence in the estimate of an effect to support a particular decision												
<b>Publication bias:</b> Selective publication of studies												

NB: Certainty ratings may be derived from evidence that has not been peer reviewed or published.

CI: Confidence interval; HR: Hazard ratio; RR: Risk ratio

**Explanations**

- a. Sparse data, few events, unable to excluded harms as well as benefits

**References**

1. Reis G, Moreira Silva E, Medeiros Silva DC, et al. Effect of Early Treatment With Hydroxychloroquine or Lopinavir and Ritonavir on Risk of Hospitalization Among Patients With COVID-19: The TOGETHER Randomized Clinical Trial. JAMA Netw Open 2021; 4(4): e216468.

**Table 6.** GRADE evidence profile, Recommendation 6

**Question:** Lopinavir/ritonavir compared to no lopinavir/ritonavir for hospitalized patients with severe COVID-19

**Last reviewed and updated 11/22/2020**

Certainty assessment							№ of patients		Effect		Certainty	Importance
№ of studies	Study design	Risk of bias	Inconsistency	Indirectness	Imprecision	Other considerations	lopinavir/ritonavir	placebo	Relative (95% CI)	Absolute (95% CI)		
<b>Mortality (follow up: 28 days)</b>												
3 <sup>1,2,3</sup>	randomized trials	not serious <sup>a</sup>	not serious	not serious	serious <sup>b</sup>	none	538/3111 (17.3%) <sup>c</sup>	938/4896 (19.2%)	<b>RR 1.00</b> (0.89 to 1.13)	<b>0 fewer per 1,000</b> (from 21 fewer to 25 more)	⊕⊕⊕○ MODERATE	CRITICAL
<b>Invasive mechanical ventilation (follow up: 28 days)</b>												
2 <sup>1,3</sup>	randomized trials	serious <sup>a,d</sup>	not serious	not serious	serious <sup>b</sup>	none	166/1655 (10.0%)	297/3380 (8.8%)	<b>RR 1.12</b> (0.93 to 1.34)	<b>11 more per 1,000</b> (from 6 fewer to 30 more)	⊕⊕○○ LOW	CRITICAL
<b>Adverse events leading to treatment discontinuation</b>												
1 <sup>1</sup>	randomized trials	serious <sup>a</sup>	not serious	not serious	very serious <sup>e</sup>	none	Nearly 14% of lopinavir–ritonavir recipients were unable to complete the full 14-day course of administration. This was due primarily to gastrointestinal adverse events, including anorexia, nausea, abdominal discomfort, or diarrhea, as well as two serious adverse events, both acute gastritis. Two recipients had self-limited skin eruptions. Such side effects, including the risks of hepatic injury, pancreatitis, more severe cutaneous eruptions, and QT prolongation, and the potential for multiple drug interactions due to CYP3A inhibition, are well documented with this drug combination. The side-effect profile observed in the current trial arouses concern about the use of higher or more prolonged lopinavir–ritonavir dose regimens in efforts to improve outcomes.			⊕○○○ VERY LOW	IMPORTANT	
<b>Failure of clinical improvement at 14 days (follow up: 14 days)</b>												
1 <sup>1</sup>	randomized trials	serious <sup>a</sup>	not serious	not serious	very serious <sup>f</sup>	none	54/99 (54.5%)	70/100 (70.0%)	<b>RR 0.78</b> (0.62 to 0.97)	<b>154 fewer per 1,000</b> (from 266 fewer to 21 fewer)	⊕○○○ VERY LOW	CRITICAL
<b>GRADE Working Group grades of evidence</b>												
<b>High certainty:</b> We are very confident that the true effect lies close to that of the estimate of the effect												
<b>Moderate certainty:</b> We are moderately confident in the effect estimate: The true effect is likely to be close to the estimate of the effect, but there is a possibility that it is substantially different												
<b>Low certainty:</b> Our confidence in the effect estimate is limited: The true effect may be substantially different from the estimate of the effect												
<b>Very low certainty:</b> We have very little confidence in the effect estimate: The true effect is likely to be substantially different from the estimate of effect												

**Risk of bias:** Study limitations

**Inconsistency:** Unexplained heterogeneity across study findings

**Indirectness:** Applicability or generalizability to the research question

**Imprecision:** The confidence in the estimate of an effect to support a particular decision

**Publication bias:** Selective publication of studies

*NB: Certainty ratings may be derived from evidence that includes pre-print articles, which have not been peer reviewed or published.*

**CI:** Confidence interval; **RR:** Risk ratio

### Explanations

- a. Unblinded studies which can affect outcomes that require judgment, such as how investigators judge clinical improvement or decide to stop the treatment in patients with side effects.
- b. 95% CI may not include a meaningful difference.
- c. Modified intention to treat data from Cao 2020 used for this outcome; some deaths were excluded when drug was not given.
- d. One patient randomized to the lopinavir-ritonavir arm in Cao 2020 was mechanically ventilated at baseline.
- e. Small number of events making estimates highly uncertain
- f. The upper boundary of the 95% confidence interval crosses the threshold of meaningful improvement as the worst case estimate is a 3% RRR.

### References

1. Cao B, Wang Y, Wen D, et al. A Trial of Lopinavir-Ritonavir in Adults Hospitalized with Severe Covid-19. *N Engl J Med* **2020**; 382(19): 1787-99.
2. WHO Solidarity Trial Consortium, Pan H, Peto R, et al. Repurposed Antiviral Drugs for Covid-19 — Interim WHO Solidarity Trial Results. *N Engl J Med* **2021**; 384: 497-511.
3. RECOVERY Collaborative Group, Horby PW, Mafham M, et al. Lopinavir–ritonavir in patients admitted to hospital with COVID-19 (RECOVERY): a randomised, controlled, open-label, platform trial. *The Lancet* **2020**; 396(10259): 1345-52.

## Glucocorticoids

*Section last reviewed and updated 9/25/2020*

*Last literature search conducted 9/4/2020*

**Recommendation 7: Among hospitalized critically ill patients\* with COVID-19, the IDSA guideline panel recommends dexamethasone rather than no dexamethasone. (Strong recommendation, Moderate certainty of evidence)**

- **Remark:** If dexamethasone is unavailable, equivalent total daily doses of alternative glucocorticoids may be used. Dexamethasone 6 mg IV or PO for 10 days (or until discharge) or equivalent glucocorticoid dose may be substituted if dexamethasone unavailable. Equivalent total daily doses of alternative glucocorticoids to dexamethasone 6 mg daily are methylprednisolone 32 mg and prednisone 40 mg.

**Recommendation 8: Among hospitalized patients with severe\*\*, but non-critical, COVID-19, the IDSA guideline panel suggests dexamethasone rather than no dexamethasone. (Conditional recommendation†, Moderate certainty of evidence)**

- **Remark:** Dexamethasone 6 mg IV or PO for 10 days (or until discharge) or equivalent glucocorticoid dose may be substituted if dexamethasone unavailable. Equivalent total daily doses of alternative glucocorticoids to dexamethasone 6 mg daily are methylprednisolone 32 mg and prednisone 40 mg.

**Recommendation 9: Among hospitalized patients with mild-to-moderate\*\*\* COVID-19 without hypoxemia requiring supplemental oxygen, the IDSA guideline panel suggests against the use of glucocorticoids. (Conditional recommendation††, Low certainty of evidence)**

**Severity definitions:**



\*Critical illness is defined as patients on mechanical ventilation and ECMO. Critical illness includes end organ dysfunction as is seen in sepsis/septic shock. In COVID-19, the most commonly reported form of end organ dysfunction is ARDS

\*\*Severe illness is defined as patients with  $SpO_2 \leq 94\%$  on room air, including patients on supplemental oxygen.

\*\*\*Mild-to-moderate illness is defined as patient with a  $SpO_2 > 94\%$  not requiring supplemental oxygen.

†*The guideline panel concluded that the desirable effects outweigh the undesirable effects, though uncertainty still exists, and most informed people would choose the suggested course of action, while a substantial number would not.*

††*The guideline panel concluded that the undesirable effects outweigh the desirable effects, though uncertainty still exists, and most informed people would choose the suggested course of action, while a substantial number would not.*

The last literature search was conducted on September 4, 2020, and we identified eight RCTs and seven comparative non-randomized studies.

### ***Why are corticosteroids considered for treatment?***

In the early days of the SARS-CoV-2 pandemic, based on experience in both SARS and MERS, recommendations [73] cautioned against the use of systemic corticosteroids due to risk of worsening clinical status, delayed viral clearance, and adverse events [74-76]. Given the hyper-inflammatory state in COVID-19, immunomodulatory approaches, including steroids, continue to be evaluated to address both ARDS and systemic inflammation. ARDS stemming from dysregulated systemic inflammation may translate into prolonged ventilatory requirements and in-hospital mortality. In non-viral ARDS settings, there is increasing support for the role of steroids in the management of ARD [77]. A recent

multicenter RCT in patients with moderate to severe ARDS demonstrated a reduced number of ventilatory days and reduction in mortality with use of a 10-day regimen of dexamethasone [78].

### ***Summary of the evidence***

#### **Critical illness**

Our search identified one systematic review that analyzed eight RCTs reporting on treatment with glucocorticoids among 1,844 critically ill patients with COVID-19 [79]. Three RCTs reported on patients treated with low- and high-dose dexamethasone [78, 80, 81]; three RCTs reported on patients treated with low-dose hydrocortisone [82-84]; and two RCTs reported on patients treated with high-dose methylprednisolone [79, 85]. The definition of critically ill varied across trials; however, the majority of patients had ARDS.

#### **Severe and mild-to-moderate illness**

Our search identified one RCT, one “partially” randomized trial, one prospective cohort, and five retrospective cohort studies [80, 86-92]. The RCT provided the best available evidence on treatment with corticosteroids for persons with COVID-19 [80] ([Tables 7-9](#)). Corral-Gudino et al. reported on a study that randomized patients to receive methylprednisolone or standard of care; however, patients expressing a preference for methylprednisolone were assigned to the same treatment arm [86]. Corral-Gudino et al. did not report the disaggregated results from the randomized trial; therefore, succumbing to the same potential for bias as reported subsequently for the non-randomized studies. The non-randomized studies had significant limitations with controlling for multiple co-interventions and disease severity at baseline [87-92]. All non-randomized studies had concerns with risk of bias due to lack of adjustment for critical confounders or potential for residual confounding. Timing of receipt, dose and duration of corticosteroids varied across studies.

The RECOVERY trial is a randomized trial among hospitalized patients in the United Kingdom [80]. In that study, 2,104 participants were randomized to receive dexamethasone (6 mg daily for up to 10 days) and 4,321 were randomized to usual care. The RECOVERY trial reported on the outcomes of mortality and hospital discharge. Participants and study staff were not blinded to the treatment arms.

### ***Benefits***

### Critical illness

Among hospitalized, critically ill patients, the odds of mortality at 28 days was 34% less among patients treated with glucocorticoids than among patients not treated with glucocorticoids (OR: 0.66; 95% CI: 0.54; 0.82; high CoE). In addition, at 28 days, patients receiving dexamethasone were more likely to be discharged from the hospital (RR: 1.11; 95% CI: 1.04, 1.19; moderate CoE).

### Severe illness

Among hospitalized patients, 28-day mortality was 17% lower in the group that received dexamethasone than in the group that did not receive dexamethasone (RR 0.83; 0.74-0.92; moderate CoE). In addition, at 28 days, patients receiving dexamethasone were more likely to be discharged from the hospital (RR: 1.11; 95% CI: 1.04, 1.19; moderate CoE).

### Mild-to-moderate illness

In a sub-group analyses of patients without hypoxia not receiving supplemental oxygen, there was no evidence for benefit and a trend toward harm with dexamethasone in participants who were not on supplemental oxygen (RR 1.22; 0.86, 1.75; low CoE).

### **Harms**

A systematic review of six studies did not report a difference in the events of serious adverse events experienced by patients randomized to receive treatment with glucocorticoids or no treatment with glucocorticoids (64/354 among those receiving glucocorticoids *versus* 80/342 among those not receiving glucocorticoids).

Patients receiving a short course of steroids may experience hyperglycemia, neurological side effects (e.g., agitation/confusion), adrenal suppression, and risk of bacterial and fungal infection [87, 93, 94].

### **Other considerations**

#### Critical illness

The panel agreed that the overall certainty of the evidence for treatment with glucocorticoids for patients with critical COVID-19 was moderate due to concerns with indirectness and imprecision.

### Severe illness

The panel agreed the overall certainty of evidence for treatment with glucocorticoids for patients with severe COVID-19 as moderate due to concerns with indirectness since the evidence was from dexamethasone.

### Mild-to-moderate illness

The panel agreed that the overall certainty of evidence for patients without hypoxemia requiring supplemental oxygen as low due to concerns with risk of bias (post hoc analysis) and imprecision.

The panel agreed the overall certainty of evidence for treatment with glucocorticoids for patients with severe COVID-19 as moderate due to concerns with indirectness since the evidence was from dexamethasone. The panel agreed that the overall certainty of evidence for patients without hypoxemia requiring supplemental oxygen as low due to concerns with risk of bias (post hoc analysis) and imprecision.

### ***Conclusions and research needs for this recommendation***

The guideline panel recommends dexamethasone for patients with critical COVID-19. The guideline panel suggests dexamethasone for patients with severe COVID-19. If dexamethasone is not available, then alternative glucocorticoids may be used (see details above). The guideline panel suggests against glucocorticoids for patients with COVID-19 without hypoxemia requiring supplemental oxygen.

Additional research is needed to inform the generalizability of treatment with different glucocorticoids for patients with COVID-19 (**Supplementary Table s2**).

Table 7. GRADE evidence profile, Recommendation 7

Question: Glucocorticoids compared to no glucocorticoids for critically ill patients with COVID-19

Last reviewed and updated 9/25/2020

Certainty assessment							№ of patients		Effect		Certainty	Importance
№ of studies	Study design	Risk of bias	Inconsistency	Indirectness	Imprecision	Other considerations	corticosteroids	no corticosteroids	Relative (95% CI)	Absolute (95% CI)		
<b>Mortality (follow-up: 28 days)</b>												
8 <sup>1</sup>	randomized trials	not serious	not serious	not serious	not serious	none	280/749 (37.4%)	485/1095 (44.3%)	OR 0.66 (0.54 to 0.82)	99 fewer per 1,000 (from 143 fewer to 48 fewer)	⊕⊕⊕⊕ HIGH	CRITICAL
<b>Hospital discharge (follow-up: 28 days)</b>												
1 <sup>2</sup>	randomized trials	not serious <sup>a</sup>	not serious	serious <sup>b</sup>	not serious	none	1360/2104 (64.6%)	2639/4321 (61.1%)	RR 1.11 (1.04 to 1.19)	67 more per 1,000 (from 24 more to 116 more)	⊕⊕⊕○ MODERATE	IMPORTANT
<b>Serious adverse events</b>												
6 <sup>1</sup>	randomized trials	not serious	not serious	not serious	serious <sup>c</sup>	none	6 trials reported 64 events among 354 patients randomized to corticosteroids and 80 events among 342 patients randomized to standard care (Stern 2020).			⊕⊕⊕○ MODERATE	CRITICAL	
<b>GRADE Working Group grades of evidence</b>												
High certainty: We are very confident that the true effect lies close to that of the estimate of the effect												
Moderate certainty: We are moderately confident in the effect estimate: The true effect is likely to be close to the estimate of the effect, but there is a possibility that it is substantially different												
Low certainty: Our confidence in the effect estimate is limited: The true effect may be substantially different from the estimate of the effect												
Very low certainty: We have very little confidence in the effect estimate: The true effect is likely to be substantially different from the estimate of effect												
Risk of bias: Study limitations												
Inconsistency: Unexplained heterogeneity across study findings												
Indirectness: Applicability or generalizability to the research question												
Imprecision: The confidence in the estimate of an effect to support a particular decision												
Publication bias: Selective publication of studies												

NB: Certainty ratings may be derived from evidence that includes pre-print articles, which have not been peer reviewed or published.

CI: Confidence interval; OR: Odds ratio; RR: Risk ratio

#### Explanations

- Analysis adjusted for baseline age.
- Indirectness due to different health care system (allocation of intensive care resources in an unblinded study). Indirectness to other corticosteroids.
- The 95% CI includes the potential for both harm as well as benefit. Few events reported do not meet the optimal information size and suggest fragility in the estimate.

#### References

- WHO Rapid Evidence Appraisal for COVID-19 Therapies Working Group, Sterne JAC, Murthy S, et al. Association Between Administration of Systemic Corticosteroids and Mortality Among Critically Ill Patients With COVID-19: A Meta-analysis. JAMA 2020; 324(13): 1330-41.

**Last updated November 15, 2022, and posted online at [www.idsociety.org/COVID19guidelines](http://www.idsociety.org/COVID19guidelines).**

**Please check website for most updated version of these guidelines.**

2. Horby P, Lim WS, Emberson J, et al. Effect of Dexamethasone in Hospitalized Patients with COVID-19 – Preliminary Report. medRxiv 2020: Available at: <https://doi.org/10.1101/2020.06.22.20137273> [Preprint 22 June 2020].

**Table 8.** GRADE evidence profile, Recommendation 8

**Question:** Glucocorticoids compared to no glucocorticoids for hospitalized patients with severe but not critical COVID-19

Last reviewed and updated 9/25/2020

Certainty assessment							№ of patients		Effect		Certainty	Importance
№ of studies	Study design	Risk of bias	Inconsistency	Indirectness	Imprecision	Other considerations	gluco-corticoids	no gluco-corticoids	Relative (95% CI)	Absolute (95% CI)		
<b>Mortality (follow-up: 28 days)</b>												
1 <sup>1</sup>	randomized trials	not serious <sup>a</sup>	not serious	serious <sup>b</sup>	not serious	none	454/2104 (21.6%)	1065/4321 (24.6%)	RR 0.83 (0.74 to 0.92)	42 fewer per 1,000 (from 64 fewer to 20 fewer)	⊕⊕⊕○ MODERATE	CRITICAL
<b>Hospital discharge (follow-up: 28 days)</b>												
1 <sup>1</sup>	randomized trials	not serious <sup>a</sup>	not serious	serious <sup>b</sup>	not serious	none	1360/2104 (64.6%)	2639/4321 (61.1%)	RR 1.11 (1.04 to 1.19)	67 more per 1,000 (from 24 more to 116 more)	⊕⊕⊕○ MODERATE	IMPORTANT
<b>Adverse events</b>												
							Patients receiving a short course of steroids may experience hyperglycemia, neurological side effects (e.g., agitation/confusion), adrenal suppression, and risk of infection (Salton 2020; Henzen 2000; Siemieniuk 2015).			-	CRITICAL	
<b>GRADE Working Group grades of evidence</b>												
<b>High certainty:</b> We are very confident that the true effect lies close to that of the estimate of the effect												
<b>Moderate certainty:</b> We are moderately confident in the effect estimate: The true effect is likely to be close to the estimate of the effect, but there is a possibility that it is substantially different												
<b>Low certainty:</b> Our confidence in the effect estimate is limited: The true effect may be substantially different from the estimate of the effect												
<b>Very low certainty:</b> We have very little confidence in the effect estimate: The true effect is likely to be substantially different from the estimate of effect												
<b>Risk of bias:</b> Study limitations												
<b>Inconsistency:</b> Unexplained heterogeneity across study findings												
<b>Indirectness:</b> Applicability or generalizability to the research question												
<b>Imprecision:</b> The confidence in the estimate of an effect to support a particular decision												
<b>Publication bias:</b> Selective publication of studies												

NB: Certainty ratings may be derived from evidence that includes pre-print articles, which have not been peer reviewed or published.

CI: Confidence interval; RR: Risk ratio

**Explanations**

- a. Analysis adjusted for baseline age.
- b. Indirectness due to different health care system (allocation of intensive care resources in an unblinded study). Indirectness to other corticosteroids.



**Reference**

1. Horby P, Lim WS, Emberson J, et al. Effect of Dexamethasone in Hospitalized Patients with COVID-19 – Preliminary Report. medRxiv 2020: Available at: <https://doi.org/10.1101/2020.06.22.20137273> [Preprint 22 June 2020].

**Table 9.** GRADE evidence profile, Recommendation 9

**Question:** Glucocorticoids compared to no glucocorticoids for hospitalized patients with COVID-19 not receiving supplemental oxygen

*Last reviewed and updated 9/25/2020*

Certainty assessment							№ of patients		Effect		Certainty	Importance
№ of studies	Study design	Risk of bias	Inconsistency	Indirectness	Imprecision	Other considerations	gluco-corticoids	no gluco-corticoids	Relative (95% CI)	Absolute (95% CI)		
<b>Mortality (follow-up: 28 days)</b>												
1 <sup>1</sup>	randomized trials	serious <sup>a</sup>	not serious	not serious	serious <sup>b</sup>	none	85/501 (17.0%)	137/1034 (13.2%)	<b>RR 1.22</b> (0.93 to 1.61)	<b>29 more per 1,000</b> (from 9 fewer to 81 more)	 LOW	CRITICAL
<b>Hospital discharge (follow-up: 28 days)</b>												
1 <sup>1</sup>	randomized trials	serious <sup>a</sup>	not serious	not serious	serious <sup>c</sup>	none	366/501 (73.1%)	791/1034 (76.5%)	<b>RR 0.99</b> (0.87 to 1.12)	<b>8 fewer per 1,000</b> (from 99 fewer to 92 more)	 LOW	IMPORTANT
<b>Adverse events</b>												
							Patients receiving a short course of steroids may experience: hyperglycemia, neurological side effects (e.g., agitation/confusion), adrenal suppression, and risk of infection (Salton 2020; Henzen 2000; Siemieniuk 2015).			-	CRITICAL	
<b>GRADE Working Group grades of evidence</b>												
<b>High certainty:</b> We are very confident that the true effect lies close to that of the estimate of the effect												
<b>Moderate certainty:</b> We are moderately confident in the effect estimate: The true effect is likely to be close to the estimate of the effect, but there is a possibility that it is substantially different												
<b>Low certainty:</b> Our confidence in the effect estimate is limited: The true effect may be substantially different from the estimate of the effect												
<b>Very low certainty:</b> We have very little confidence in the effect estimate: The true effect is likely to be substantially different from the estimate of effect												
<b>Risk of bias:</b> Study limitations												
<b>Inconsistency:</b> Unexplained heterogeneity across study findings												
<b>Indirectness:</b> Applicability or generalizability to the research question												
<b>Imprecision:</b> The confidence in the estimate of an effect to support a particular decision												
<b>Publication bias:</b> Selective publication of studies												

*NB: Certainty ratings may be derived from evidence that includes pre-print articles, which have not been peer reviewed or published.*

**CI:** Confidence interval; **RR:** Risk ratio

**Explanations**

- Risk of bias due to post hoc subgroup effect among persons not receiving supplemental oxygen.
- The 95% CI includes the potential for appreciable harm and cannot exclude the potential for benefit. Few events reported do not meet the optimal information size and suggest fragility in the estimate.
- The 95% CI cannot exclude the potential for either appreciable harm or benefit.

**Reference**



**Last updated November 15, 2022, and posted online at [www.idsociety.org/COVID19guidelines](http://www.idsociety.org/COVID19guidelines).**

**Please check website for most updated version of these guidelines.**

1. Horby P, Lim WS, Emberson J, et al. Effect of Dexamethasone in Hospitalized Patients with COVID-19 – Preliminary Report. medRxiv 2020: Available at: <https://doi.org/10.1101/2020.06.22.20137273> [Preprint 22 June 2020].

## Inhaled Corticosteroids

*Section last reviewed and updated 10/10/2022*

*Last literature search conducted 8/31/2022*

**Recommendation 10 (UPDATED 10/10/2022):** Among ambulatory patients with mild-to-moderate COVID-19, the IDSA guideline panel suggests against inhaled corticosteroids. (Conditional recommendation<sup>††</sup>, Moderate certainty of evidence)

- **Remark:** Patients who are on inhaled corticosteroids for other indications may continue them.

*††The guideline panel concluded that the undesirable effects outweigh the desirable effects, though uncertainty still exists, and most informed people would choose the suggested course of action, while a substantial number would not.*

### ***Why are inhaled corticosteroids considered for treatment?***

Systemic corticosteroids have become a mainstay of therapy for the management of systemic inflammation seen in patients with severe COVID-19 infection as a result of the mortality reduction demonstrated in the RECOVERY trial [95]. In addition to their anti-inflammatory properties, some corticosteroids have been shown to inhibit viral replication of coronaviruses including MERS-CoV. Specifically, ciclesonide has demonstrated the ability to block SARS-CoV-2 viral replication *in vitro*, where fluticasone and dexamethasone did not [96]. Therefore, ciclesonide, and potentially other corticosteroids, may offer both anti-inflammatory and antiviral activity for the management of SARS-CoV-2. The antiviral mechanism may be related to the action of corticosteroids on both angiotensin converting enzyme 2 (ACE2) and transmembrane protease serine 2 (TMPRSS2), which mediate SARS-CoV-2 viral attachment and entry into host cells. Preliminary data from a clinical cohort of patients taking inhaled corticosteroids suggest a lower expression of ACE2 and TMPRSS2 compared to those

not taking inhaled corticosteroids and may suggest decreased susceptibility to SARS-CoV-2 in those taking inhaled corticosteroids [97].

### ***Summary of the evidence***

Eight randomized controlled trials (RCTs) reported on the use of inhaled corticosteroids budesonide, ciclesonide, or fluticasone compared to placebo or no treatment with inhaled corticosteroids for ambulatory or hospitalized patients with mild-to-moderate COVID-19 [98-105]. These trials reported on the outcomes of mortality, COVID-19-related hospitalization, and serious adverse events.

### ***Benefits***

Among patients with mild-to-moderate COVID-19, inhaled corticosteroids failed to show or exclude a beneficial effect on mortality or hospitalization (risk ratio [RR]: 0.58; 95% confidence interval [CI]: 0.24, 1.44; absolute risk reduction: 3 fewer per 1,000 [from 5 fewer to 3 more], moderate certainty of evidence [CoE] and RR: 0.81; 95% CI: 0.52, 1.27, low CoE).

### ***Harms***

Serious adverse events may be less frequent among patients with mild-to-moderate disease receiving treatment with inhaled corticosteroids rather than no inhaled corticosteroids; however, this may not be meaningfully different from those not receiving inhaled corticosteroids (RR: 1.14; 95% CI: 0.32, 3.99; moderate CoE).

### ***Other considerations***

The panel determined the certainty of evidence of treatment of inhaled corticosteroids for patients with mild-to-moderate COVID-19 to be moderate due to concerns with imprecision, as effects failed to show or exclude a beneficial effect for mortality or COVID-19-related hospitalization. The guideline panel made a conditional recommendation against inhaled corticosteroids outside of the context of a clinical trial.

### ***Conclusions and research needs for this recommendation***

The guideline panel suggests against inhaled corticosteroids for the treatment of patients with mild-to-moderate COVID-19. More information is needed about the interaction of inhaled corticosteroids with a 5-day course of ritonavir as part of nirmatrelvir/ritonavir treatment. When potent CYP 3A4 pharmacokinetic boosters like ritonavir or cobicistat are utilized for durations greater than 5 days in patients with HIV or hepatitis C, most inhaled corticosteroids are not recommended for coadministration due to the risk of Cushing’s syndrome and adrenal suppression [106]. This may be a consideration when prescribing inhaled steroids if concomitantly used with nirmatrelvir/ritonavir.

**Table 10.** GRADE evidence profile, Recommendation 10

**Question:** Inhaled corticosteroids compared to no inhaled corticosteroids for ambulatory patients with mild-to-moderate COVID-19 at high risk for progression to severe disease

**Last reviewed and updated 10/10/2022**

Certainty assessment							№ of patients		Effect		Certainty	Importance
№ of studies	Study design	Risk of bias	Inconsistency	Indirectness	Imprecision	Other considerations	inhaled corticosteroids	no inhaled corticosteroids	Relative (95% CI)	Absolute (95% CI)		
<b>Mortality (follow-up: range 14 days to 30 days)</b>												
7 <sup>1-7</sup>	randomized trials	not serious <sup>a</sup>	not serious	not serious <sup>b</sup>	serious <sup>c</sup>	none	7/1951 (0.4%)	13/1925 (0.7%)	<b>RR 0.58</b> (0.24 to 1.44)	<b>3 fewer per 1,000</b> (from 5 fewer to 3 more)	⊕⊕⊕○ MODERATE	CRITICAL
<b>Hospitalizations (follow-up: range 14 days to 30 days)</b>												
6 <sup>1-3,5,7,8</sup>	randomized trials	serious <sup>a</sup>	not serious	not serious <sup>d</sup>	serious <sup>c</sup>	none	95/1928 (4.9%)	122/1906 (6.4%)	<b>RR 0.81</b> (0.52 to 1.27)	<b>12 fewer per 1,000</b> (from 31 fewer to 17 more)	⊕⊕○○ LOW	CRITICAL
<b>Serious adverse events (follow-up: range 14 days to 30 days)</b>												
5 <sup>1,3-5,7</sup>	randomized trials	not serious <sup>a</sup>	not serious	not serious	serious <sup>c</sup>	none	36/1671 (2.2%)	26/1727 (1.5%)	<b>RR 1.14</b> (0.32 to 3.99)	<b>2 more per 1,000</b> (from 10 fewer to 45 more)	⊕⊕⊕○ MODERATE	CRITICAL
<b>GRADE Working Group grades of evidence</b>												
<b>High certainty:</b> We are very confident that the true effect lies close to that of the estimate of the effect												
<b>Moderate certainty:</b> We are moderately confident in the effect estimate: The true effect is likely to be close to the estimate of the effect, but there is a possibility that it is substantially different												
<b>Low certainty:</b> Our confidence in the effect estimate is limited: The true effect may be substantially different from the estimate of the effect												
<b>Very low certainty:</b> We have very little confidence in the effect estimate: The true effect is likely to be substantially different from the estimate of effect												
<b>Risk of bias:</b> Study limitations												
<b>Inconsistency:</b> Unexplained heterogeneity across study findings												
<b>Indirectness:</b> Applicability or generalizability to the research question												
<b>Imprecision:</b> The confidence in the estimate of an effect to support a particular decision												
<b>Publication bias:</b> Selective publication of studies												

NB: Certainty ratings may be derived from evidence that has not been peer reviewed or published.

CI: confidence interval; RR: risk ratio

**Explanations**

- a. Agusti 2022, Duvignaud 2022, Ramakrishnan 2021, Yu 2021 were open-label trials, which may introduce bias into outcomes subjectively measured, such as COVID-19-related hospitalizations and SAEs
- b. 8/35 patients in Song 2021 received HCQ in addition to ciclesonide. All patients in Song 2021 had mild-to-moderate COVID-19 and were hospitalized.
- c. Sparse data, few events, unable to excluded harms as well as benefits
- d. In Yu 2021 the following patients were admitted to hospital without need for supplemental oxygen: budesonide 17/787 (2%) placebo 21/799 (3%).

#### References

1. Yu LM, Bafadhel M, Dorward J, et al. Inhaled budesonide for COVID-19 in people at high risk of complications in the community in the UK (PRINCIPLE): a randomised, controlled, open-label, adaptive platform trial. *Lancet* **2021**; 398(10303): 843-55.
2. Clemency BM, Varughese R, Gonzalez-Rojas Y, et al. Efficacy of Inhaled Ciclesonide for Outpatient Treatment of Adolescents and Adults With Symptomatic COVID-19: A Randomized Clinical Trial. *JAMA Intern Med* **2022**; 182(1): 42-9.
3. Ezer N, Belga S, Daneman N, et al. Inhaled and intranasal ciclesonide for the treatment of covid-19 in adult outpatients: CONTAIN phase II randomised controlled trial. *BMJ* **2021**; 375: e068060.
4. Song JY, Yoon JG, Seo YB, et al. Ciclesonide Inhaler Treatment for Mild-to-Moderate COVID-19: A Randomized, Open-Label, Phase 2 Trial. *J Clin Med* **2021**; 10(16): 3545.
5. Accelerating Covid-19 Therapeutic I, Vaccines -6 Study G, Naggie S. Inhaled Fluticasone for Outpatient Treatment of Covid-19: A Decentralized, Placebo-controlled, Randomized, Platform Clinical Trial. *medRxiv* **2022**.
6. Agusti A, De Stefano G, Levi A, et al. Add-on inhaled budesonide in the treatment of hospitalised patients with COVID-19: a randomised clinical trial. *Eur Respir J* **2022**; 59(3).
7. Duvignaud A, Lhomme E, Onaisi R, et al. Inhaled ciclesonide for outpatient treatment of COVID-19 in adults at risk of adverse outcomes: a randomised controlled trial (COVERAGE). *Clin Microbiol Infect* **2022**; 28(7): 1010-6.
8. Ramakrishnan S, Nicolau DV, Jr., Langford B, et al. Inhaled budesonide in the treatment of early COVID-19 (STOIC): a phase 2, open-label, randomised controlled trial. *Lancet Respir Med* **2021**; 9(7): 763-72.

## Interleukin-6 Inhibitors

*Section last reviewed and updated on 9/14/2021*

*Last literature search conducted 8/31/2021*

**Recommendation 11: Among hospitalized adults with progressive severe\* or critical\*\* COVID-19 who have elevated markers of systemic inflammation, the IDSA guideline panel suggests tocilizumab in addition to standard of care (i.e., steroids) rather than standard of care alone. (Conditional recommendation†, Low certainty of evidence)**

**Remarks:**

- Patients, particularly those who respond to steroids alone, who put a high value on avoiding possible adverse events of tocilizumab and a low value on the uncertain mortality reduction, would reasonably decline tocilizumab.
- In the largest trial on the treatment of tocilizumab, criterion for systemic inflammation was defined as CRP  $\geq 75$  mg/L.

**Recommendation 12: When tocilizumab is not available for patients who would otherwise qualify for tocilizumab, the IDSA guideline panel suggests sarilumab in addition to standard of care (i.e., steroids) rather than standard of care alone. (Conditional recommendation†, Very low certainty of evidence)**

- **Remark:** Patients, particularly those who respond to steroids alone, who put a high value on avoiding possible adverse events of sarilumab and a low value on the uncertain mortality reduction, would reasonably decline sarilumab.

### **Severity definitions:**

\*Severe illness is defined as patients with SpO<sub>2</sub> ≤94% on room air, including patients on supplemental oxygen.

\*\*Critical illness is defined as patients on mechanical ventilation and ECMO. Critical illness includes end organ dysfunction as is seen in sepsis/septic shock. In COVID-19, the most commonly reported form of end organ dysfunction is ARDS.

†*The guideline panel concluded that the desirable effects outweigh the undesirable effects, though uncertainty still exists, and most informed people would choose the suggested course of action, while a substantial number would not.*

### ***Why are interleukin-6 (IL-6) receptor antagonists considered for treatment?***

Some patients with COVID-19 develop a hyperinflammatory syndrome that is characterized by elevations in proinflammatory cytokines and multiorgan dysfunction also known as the immunopathology of SARS-CoV-2 infection. The significance of these findings is unclear, however early descriptions found that those with elevated IL-6 levels and evidence of hyperinflammation had increased rates of more severe disease [107, 108]. Tocilizumab, a monoclonal anti-IL-6-receptor blocking antibody, has been proposed as a therapeutic agent to mitigate hyperinflammation associated with COVID-19. Tocilizumab is FDA-approved for various rheumatologic conditions as well as cytokine release syndrome associated with CAR-T cell therapy.

Sarilumab, another IL-6 receptor antagonist, is currently FDA-approved for rheumatoid arthritis (RA).

### ***Summary of the evidence***

#### **Tocilizumab**



Our search identified eight RCTs (including pre-prints) that reported on patients with severe COVID-19 randomized to treatment with tocilizumab (8 mg/kg) or placebo/usual care [109-116]. Gordon 2020, Horby 2021, Rosas 2020, and Veiga 2021 allowed for patients to be on mechanical ventilation at randomization, whereas the other trials included patients with a lower disease severity (e.g., allowed supplemental oxygen but excluded those on higher levels of oxygen support) or included patients with severe COVID with an inflammatory phenotype.

One trial, RECOVERY, contributed the majority of the weight in the analysis [111]. RECOVERY trial participants must have demonstrated clinical evidence of progressive COVID-19, which was defined as <92% oxygen saturation on room air or receiving oxygen and C-reactive protein (CRP)  $\geq 75$  mg/L. Use of steroids was balanced across both the participants receiving tocilizumab or not receiving tocilizumab. Following recommendations for treatment with glucocorticoids, 82% of participants in both arms received dexamethasone. While RECOVERY did not blind participants or healthcare personnel to the randomized treatment arm, this likely would not introduce bias in the objective measurement of the outcome of mortality; however, it was considered as a risk of bias for more subjectively measured outcomes, clinical deterioration, along with the total body of evidence contributing to those outcomes ([Table 11](#)). There are limited safety data in the preliminary report.

Both RECOVERY and REMAP CAP (the two tocilizumab trials that reported a benefit) initiated treatment early (randomization at median of two days of hospitalization in RECOVERY; <24 hours in the ICU for REMAP-CAP), suggesting tocilizumab may be more beneficial early in people with rapidly progressive disease.

### Sarilumab

We identified three RCTs that reported on patients with severe or critical COVID-19 randomized to treatment with sarilumab or placebo/usual care [109, 117, 118]. In addition, a pre-print network meta-analysis of 18 RCTs was identified that reported network estimates for sarilumab plus corticosteroids compared with usual care alone [119].

### ***Benefits***

### Tocilizumab

Among hospitalized patients, tocilizumab showed a trend toward reduced mortality at 28 days compared to no tocilizumab treatment (RR: 0.91; 95% CI: 0.79, 1.04; moderate CoE). Tocilizumab demonstrated a lower relative risk of clinical deterioration, defined as death, need for mechanical ventilation, ECMO, or ICU admission, compared to placebo/usual care, RR: 0.83 (95% CI: 0.77, 0.89; moderate CoE). Four studies were not blinded, while in the remaining three trials healthcare personnel and outcome assessors were blinded. The panel noted that tocilizumab causes a decline in CRP levels, which if obtained would reveal the treatment arm designations of the patients, therefore introducing bias for the more subjectively measured outcomes of clinical deterioration and serious adverse events.

### Sarilumab

Among hospitalized patients, sarilumab showed a trend toward reduced mortality at 28 days compared to usual care (network estimate OR: 0.80; 95% CI: 0.61, 1.04; low certainty of evidence). Sarilumab may reduce clinical deterioration, defined as progression to intubation, ECMO or death compared to usual care (RR: 0.67; 95% CI: 0.42, 1.05; very low CoE).

### **Harms**

Serious adverse events among patients receiving tocilizumab or sarilumab did not differ from those receiving usual care (RR: 0.89; 95% CI: 0.74, 1.07; low CoE and RR: 1.03; 95% CI: 0.89, 1.18; low CoE, respectively). An additional trial attributed treatment with tocilizumab to three serious adverse events; however, did not report events among patients not receiving tocilizumab [111]. Previously, tocilizumab has been associated with gastrointestinal perforations in non-COVID-19 settings, and case reports of bowel perforations have recently emerged with the use of tocilizumab for COVID-19 [120-123]. Increased infection risks have been noted in uncontrolled studies, and it is possible that this risk may be compounded by the combination of glucocorticoids and tocilizumab. [124, 125].

### **Other considerations**

While the overall certainty of evidence for the trend toward a reduction in mortality was moderate, the panel believes that differences in mortality rates across the trials may be the result of the differences in baseline severity of study participants and timing of tocilizumab receipt in the disease course. In REMAP-CAP, tocilizumab was administered within 24 hours of participants' initiating organ support in an intensive care unit, raising the possibility that this may be the optimal time to administer the drug. In RECOVERY, tocilizumab was administered to participants with oxygen saturation <92% on room air or receiving oxygen therapy, and CRP  $\geq$ 75 mg/L. Given the reduction in clinical deterioration and trend toward mortality reduction, the guideline panel made a conditional recommendation for treatment of adults with tocilizumab.

The use of tocilizumab, as with other therapeutic agents that can suppress the immune system, presents additional considerations and potential concerns when used in immunocompromised hosts. The panel did not conduct an analysis of available data to assess differences in efficacy and/or adverse effects of tocilizumab among oncology or other immunocompromised patients at this time.

The panel recognized the current shortage of tocilizumab and possible net benefit of treatment with sarilumab.

### ***Conclusions and research needs for this recommendation***

The guideline panel suggests tocilizumab for hospitalized adults with COVID-19. When tocilizumab is not available and baricitinib is either not appropriate or available, the guideline panel suggests sarilumab for persons who would otherwise qualify for tocilizumab; however, it is acknowledged that patients, particularly those responding to steroids alone or baricitinib, who put a high value on avoiding the possible adverse events of sarilumab and a low value on the uncertain mortality reduction would reasonably decline sarilumab.

Additional research is needed to understand the efficacy of tocilizumab when taken at different times during the course of disease. For example, there are no data to guide recommendations in patient <18 years of age at this time. In addition, future studies are needed to inform the generalizability of tocilizumab with different IL-6 receptor inhibitors for patients with COVID-19 (**Supplementary Table s2**). At the time of update, preliminary data from

a trial of treatment with sarilumab has been shared as a pre-print [109]; however, number of patients who received sarilumab is limited (n=45) and the published manuscript was not available for analysis or inclusion to inform this recommendation. Other studies of sarilumab have not been made available.

**Table 11.** GRADE evidence profile, Recommendation 11

**Question:** Tocilizumab compared to no tocilizumab for hospitalized patients with COVID-19

Last updated 2/17/2021; last reviewed 9/14/2021

Certainty assessment							№ of patients		Effect		Certainty	Importance
№ of studies	Study design	Risk of bias	Inconsistency	Indirectness	Imprecision	Other considerations	tocilizumab	no tocilizumab	Relative (95% CI)	Absolute (95% CI)		

**Mortality (follow up: range 28 days to 30 days)**

8 <sup>1-8</sup>	randomized trials	not serious <sup>a</sup>	not serious	not serious	serious <sup>b</sup>	none	810/3280 (24.7%)	893/3054 (29.2%)	RR 0.91 (0.79 to 1.04)	26 fewer per 1,000 (from 61 fewer to 12 more)	⊕⊕⊕○ MODERATE	CRITICAL
------------------	-------------------	--------------------------	-------------	-------------	----------------------	------	------------------	------------------	------------------------	---	------------------	----------

**Clinical deterioration (follow up: range 14 days to 30 days)**

7 <sup>1-6,8</sup>	randomized trials	serious <sup>c</sup>	not serious	not serious <sup>d</sup>	not serious	none	799/2712 (29.5%)	939/2503 (37.5%)	RR 0.83 (0.77 to 0.89)	64 fewer per 1,000 (from 86 fewer to 41 fewer)	⊕⊕⊕○ MODERATE	CRITICAL
--------------------	-------------------	----------------------	-------------	--------------------------	-------------	------	------------------	------------------	------------------------	--	------------------	----------

**Serious adverse events**

7 <sup>1-7,e</sup>	randomized trials	serious <sup>c</sup>	not serious	not serious	serious <sup>f</sup>	none	210/1249 (16.8%)	141/946 (14.9%)	RR 0.89 (0.74 to 1.07)	16 fewer per 1,000 (from 39 fewer to 10 more)	⊕⊕○○ LOW	CRITICAL
--------------------	-------------------	----------------------	-------------	-------------	----------------------	------	------------------	-----------------	------------------------	---	-------------	----------

**GRADE Working Group grades of evidence**

**High certainty:** We are very confident that the true effect lies close to that of the estimate of the effect

**Moderate certainty:** We are moderately confident in the effect estimate: The true effect is likely to be close to the estimate of the effect, but there is a possibility that it is substantially different

**Low certainty:** Our confidence in the effect estimate is limited: The true effect may be substantially different from the estimate of the effect

**Very low certainty:** We have very little confidence in the effect estimate: The true effect is likely to be substantially different from the estimate of effect

**Risk of bias:** Study limitations

**Inconsistency:** Unexplained heterogeneity across study findings

**Indirectness:** Applicability or generalizability to the research question

**Imprecision:** The confidence in the estimate of an effect to support a particular decision

**Publication bias:** Selective publication of studies

*NB: Certainty ratings may be derived from evidence that includes pre-print articles, which have not been peer reviewed or published.*

**CI:** Confidence interval; **RR:** Risk ratio

**Explanations**

- Although some studies did not blind participants or investigators, this is unlikely to affect the mortality outcome.
- 95% CI includes benefits as well as harms.

- c. Some studies lacked blinding and due to the mechanism of tocilizumab (reduction in inflammatory marker), unblinding likely occurred in the blinded studies.
- d. Definition of clinical deterioration varied, with all studies including need for ventilation and death, but other studies included need for ICU admission (2 studies) or PaO<sub>2</sub>/FiO<sub>2</sub> ratio of less than 150 mmHg (1 study).
- e. The 95% CI includes both potential for harm as well as benefit; Few events reported do not meet the optimal information size and suggest fragility in the estimate.

#### References

1. REMAP-CAP Investigators, Gordon AC, Mouncey PR, et al. Interleukin-6 Receptor Antagonists in Critically Ill Patients with Covid-19 – Preliminary report. medRxiv **2021**: Available at: <https://doi.org/10.1101/2021.01.07.21249390> [Preprint 9 January 2021].
2. Rosas I, Bräu N, Waters M, et al. Tocilizumab in hospitalized patients with COVID-19 pneumonia. medRxiv **2020**: Available at: <https://doi.org/10.1101/2020.08.27.20183442> [Preprint 12 September 2020].
3. Hermine O, Mariette X, Tharaux PL, et al. Effect of Tocilizumab vs Usual Care in Adults Hospitalized With COVID-19 and Moderate or Severe Pneumonia: A Randomized Clinical Trial. *JAMA Intern Med* **2020**; 181(1): 32-40.
4. Salama C, Han J, Yau L, et al. Tocilizumab in Patients Hospitalized with Covid-19 Pneumonia. *N Engl J Med* **2021**; 384(1): 20-30.
5. Salvarani C, Dolci G, Massari M, et al. Effect of Tocilizumab vs Standard Care on Clinical Worsening in Patients Hospitalized With COVID-19 Pneumonia: A Randomized Clinical Trial. *JAMA Intern Med* **2020**; 181(1): 24-31.
6. Stone JH, Frigault MJ, Serling-Boyd NJ, et al. Efficacy of Tocilizumab in Patients Hospitalized with Covid-19. *N Engl J Med* **2020**; 383: 2333-44.
7. Veiga VC, Prats J, Farias DLC, et al. Effect of tocilizumab on clinical outcomes at 15 days in patients with severe or critical coronavirus disease 2019: randomised controlled trial. *BMJ* **2021**; 372: n84.
8. Horby PW, Pessoa-Amorim G, Peto L, et al. Tocilizumab in patients admitted to hospital with COVID-19 (RECOVERY): preliminary results of a randomised, controlled, open-label, platform trial. medRxiv **2021**: Available at: <https://doi.org/10.1101/2021.02.11.21249258> [Preprint 11 February 2021].

**Table 12.** GRADE evidence profile, Recommendation 12

**Question:** Sarilumab compared to no sarilumab for hospitalized patients with COVID-19

*Last reviewed and updated 9/14/2021*

Certainty assessment							No of patients		Effect		Certainty	Importance
No of studies	Study design	Risk of bias	Inconsistency	Indirectness	Imprecision	Other considerations	sarilumab	no sarilumab	Relative (95% CI)	Absolute (95% CI)		
<b>Mortality (assessed with: indirect estimate from network meta-analysis)</b>												
18 <sup>1,a</sup>	randomized trials	not serious	not serious	not serious	very serious <sup>b</sup>	none	Network estimate: <b>OR: 0.80</b> ; 95% CI: 0.61, 1.04 Direct estimate: <b>OR: 0.98</b> ; 95% CI: 0.62, 1.56 Indirect estimate: <b>OR: 0.72</b> ; 95% CI: 0.52, 0.99		⊕⊕○○ LOW		CRITICAL	
<b>Clinical deterioration (follow up: 21 days; assessed with: progression to intubation, ECMO, or death)</b>												
2 <sup>2,3</sup>	randomized trials	serious <sup>c</sup>	not serious <sup>d</sup>	not serious <sup>e</sup>	very serious <sup>f</sup>	none	72/305 (23.6%)	157/341 (46.0%) <sup>g</sup>	<b>RR 0.67</b> (0.42 to 1.05)	<b>152 fewer per 1,000</b> (from 267 fewer to 23 more)	⊕○○○ VERY LOW	CRITICAL
<b>Serious adverse events (follow up: 21 days)</b>												
4 <sup>2,4</sup>	randomized trials	serious <sup>c</sup>	not serious	not serious	serious <sup>h</sup>	none	566/1520 (37.2%)	158/795 (19.9%)	<b>RR 1.03</b> (0.89 to 1.18)	<b>6 more per 1,000</b> (from 22 fewer to 36 more)	⊕⊕○○ LOW	CRITICAL
<b>GRADE Working Group grades of evidence</b>												
<b>High certainty:</b> We are very confident that the true effect lies close to that of the estimate of the effect												
<b>Moderate certainty:</b> We are moderately confident in the effect estimate: The true effect is likely to be close to the estimate of the effect, but there is a possibility that it is substantially different												
<b>Low certainty:</b> Our confidence in the effect estimate is limited: The true effect may be substantially different from the estimate of the effect												
<b>Very low certainty:</b> We have very little confidence in the effect estimate: The true effect is likely to be substantially different from the estimate of effect												
<b>Risk of bias:</b> Study limitations												
<b>Inconsistency:</b> Unexplained heterogeneity across study findings												
<b>Indirectness:</b> Applicability or generalizability to the research question												
<b>Imprecision:</b> The confidence in the estimate of an effect to support a particular decision												
<b>Publication bias:</b> Selective publication of studies												

*NB: Certainty ratings may be derived from evidence that includes pre-print articles, which have not been peer reviewed or published.*

**CI:** Confidence interval; **OR:** Odds ratio; **RR:** Risk ratio

**Explanations**

- a. 18 trials included in the network.

- b. The direct network estimate crosses the line of no effect; however, the indirect estimate in the network demonstrates a trend toward mortality reduction when sarilumab + corticosteroids rather than corticosteroids alone is given. Few events reported in the direct network estimate suggesting fragility.
- c. Lack of blinding of study personnel, participants, and outcome assessors.
- d. Substantial heterogeneity present ( $I^2=57%$ ); however, likely contributes to the wide CI and accounted for within imprecision.
- e. Definition of clinical deterioration varied, with all studies including need for ventilation; however, one study included ECMO and death and the other study included use of high-flow cannula.
- f. 95% CI cannot exclude the possibility of harm. Few events suggest fragility of the estimate.
- g. Analysis includes participants free of invasive mechanical ventilation at baseline for Gordon and patients free of high-flow cannula at baseline.
- h. 95% CI cannot exclude the possibility of harms.

#### References

1. Godolphin PJ, Fisher DJ, Berry LR, et al. Association between tocilizumab, sarilumab and all-cause mortality at 28 days in hospitalized patients with COVID-19: A network meta-analysis. medRxiv **2021**: Available at: <https://doi.org/10.1101/2021.08.26.21262523> [Preprint 28 August 2021].
2. REMAP-CAP Investigators, Gordon AC, Mouncey PR, et al. Interleukin-6 Receptor Antagonists in Critically Ill Patients with Covid-19 – Preliminary report. medRxiv **2021**: Available at: <https://doi.org/10.1101/2021.01.07.21249390> [Preprint 9 January 2021].
3. Lescure FX, Honda H, Fowler RA, et al. Sarilumab in patients admitted to hospital with severe or critical COVID-19: a randomised, double-blind, placebo-controlled, phase 3 trial. *Lancet Respir Med* **2021**; 9(5): 522-32.  
Sivapalasingam S, Lederer D, Bhore R, et al. A Randomized Placebo-Controlled Trial of Sarilumab in Hospitalized Patients with Covid-19. medRxiv **2021**: Available at: <https://doi.org/10.1101/2021.05.13.21256973> [Preprint 14 May 2021].



## Convalescent Plasma

*Section last reviewed and updated 2/3/2022*

*Last literature search conducted 1/31/2022*

**Recommendation 13: Among patients hospitalized with COVID-19, the IDSA guideline panel recommends against COVID-19 convalescent plasma. (Strong recommendation, Moderate certainty of evidence)**

**Recommendation 14: Among ambulatory patients with mild-to-moderate COVID-19 at high risk for progression to severe disease who have no other treatment options\*, the IDSA guideline panel suggests FDA-qualified high-titer COVID-19 convalescent plasma within 8 days of symptom onset rather than no high-titer COVID-19 convalescent plasma. (Conditional recommendation†, Low certainty of evidence)**

*\*Other options for treatment and management of ambulatory patients include nirmatrelvir/ritonavir, three-day treatment with remdesivir, and neutralizing monoclonal antibodies. Patient-specific factors (e.g., symptom duration, renal function, drug interactions) as well as product availability should drive decision-making regarding choice of agent. Data for combination treatment do not exist in this setting.*

### Remarks:

- In the United States, FDA EUA only authorizes use in patients with immunosuppressive disease or receiving immunosuppressive treatment.
- Patients, particularly those who are not immunocompromised, who place a low value on the uncertain benefits (reduction in the need for mechanical ventilation, hospitalization, and death) and a high value on avoiding possible adverse events associated with convalescent plasma would reasonably decline convalescent plasma.

†*The guideline panel concluded that the desirable effects outweigh the undesirable effects, though uncertainty still exists, and most informed people would choose the suggested course of action, while a substantial number would not.*

### ***Why is convalescent plasma considered for treatment?***

Convalescent plasma has been used as passive immunotherapy for prevention and treatment of infections for over 100 years [126, 127]. The predominant proposed protective mechanism is thought to be pathogen neutralization, although antibody-dependent cellular cytotoxicity and enhanced phagocytosis may also play a role. With the advent of effective antimicrobial therapy (i.e., “the antibiotic era”), convalescent plasma fell out of favor. In recent years, interest in this approach has been revived as a means of addressing viral epidemics such as Ebola, SARS-CoV-1, and MERS. Studies of convalescent plasma derived from people who had recovered from those specific infections showed encouraging results but were typically small, non-randomized, and largely descriptive [128-130]. In the current pandemic, convalescent plasma obtained from individuals who have recovered from COVID-19 has been used in over 100,000 patients with moderate to severe infection as part of an expanded access program [131, 132]. In an analysis of the convalescent plasma expanded access program, higher levels of antibodies were associated with significant improvements in mortality compared to those receiving convalescent plasma with lower concentrations of neutralizing antibodies [131]. However, there was no placebo group in the study, so this result could be from increased mortality with low antibody titer plasma rather than improved mortality with high antibody titer plasma. Subgroup data from one open-label RCT reporting on plasma with anti-receptor-binding domain ELISA values corresponding to a high antibody titer cutoff resulted in a non-significant relative risk reduction in mortality of 5% (RR: 0.95; 95% CI: 0.73, 1.25) [133]. An additional subgroup analysis suggested unselected convalescent plasma (i.e., not limited to high-titer antibodies) may increase the relative risk for mortality by 49% (RR: 1.42; 95% CI: 0.92, 1.69).

An analysis of the convalescent plasma expanded access program suggests the most benefit is seen when convalescent plasma is given in the first three days from diagnosis [131]. In August 2020, the FDA issued an emergency use authorization (EUA) for investigational convalescent plasma for the treatment of COVID-19 in hospitalized patients [134]. In early February 2021, the FDA issued a revision to the EUA to limit the authorization to the use of high-titer COVID-19 convalescent plasma for the treatment of hospitalized patients early in the disease course [135].

### ***Summary of the evidence***

Our search identified and was informed by evidence from 21 RCTs and a large (n=20,000), single-arm registry study [126-130, 136-145], as they provided the best available evidence for the outcomes of mortality, need for mechanical ventilation, serious adverse events, and adverse events. Eighteen of those RCTs reported on convalescent plasma infusions for patients hospitalized with COVID-19 ([Table 13](#)) [126-129, 136-141] and three RCTs [143-145] reported on receipt of convalescent plasma by ambulatory persons with mild COVID-19 disease ([Table 14](#)) [130]. [Table 14](#) [130].

Eighteen trials randomized 17,232 patients hospitalized with COVID-19 to receive COVID-19 convalescent plasma infusion [126-129, 136-141]. Several trials were open-label and/or had concerns with risk of bias due to lack of adjustment for critical confounders or potential for residual confounding (**Supplementary Table s16a**). Timing of receipt of COVID-19 convalescent plasma during the clinical course of the patients' illness varied across studies (**Supplementary Table s15**). One trial reported on 160 persons who received high-titer convalescent plasma less than 72 hours after the onset of symptoms of COVID-19 (mean age: 77.2 years; standard deviation:  $\pm 8.6$  years) [130]. In addition, Joyner 2020 reported on safety outcomes of over 20,000 patients enrolled in the same FDA Expanded Access Program for COVID-19 convalescent plasma study.

### ***Benefits***

#### Hospitalized patients

In hospitalized patients, convalescent plasma transfusion appears to have trivial or no effect on mortality based on the body of evidence from RCTs (RR: 0.98; 95% CI: 0.93, 1.03; moderate CoE). Recipients of COVID-19 convalescent plasma may have a greater need for mechanical ventilation (RR: 1.10; 95% CI: 0.94, 1.29; low CoE); however, the evidence is uncertain because of concerns with risk of bias imprecision.

### Ambulatory persons

Receipt of COVID-19 convalescent plasma showed a reduction in hospitalization (RR: 0.74; 95% CI: 0.56, 0.98; moderate CoE) and a trend toward a reduction in COVID-19 related hospitalizations or medically-attended visits (emergency room or urgent care; RR 0.79; 95% CI: 0.63 to 1.00; moderate CoE); however, the evidence remains uncertain due to few events reported. Similarly, evidence showed a possible reduction of progression to severe respiratory disease (RR: 0.52; 95% CI: 0.29, 0.94; low CoE); however, the evidence remains uncertain, as oxygenation and respiration rates are surrogate measures of need for ventilation, morbidity, and death, and because of the fragility of the estimate due to the small number of events reported. Convalescent plasma transfusion failed to show or exclude a beneficial effect on all-cause mortality based on the body of evidence from two RCTs (RR: 0.53; 95% CI: 0.14, 1.98; low CoE); however, the evidence is uncertain due to concerns with fragility of the estimate due to the small number of events reported. Additional deaths beyond 15 days were reported in one RCT and included five deaths in the plasma group *versus* one in the placebo arm.

### **Harms**

In the largest safety study (n=20,000), within four hours of completion of convalescent plasma transfusion, authors reported 146 serious adverse events classified as transfusion reactions (<1% of all transfusions) [142]. Of these, 63 deaths were reported (0.3%) with 13 judged as possibly or probably related to the transfusion. The non-mortality serious adverse events include 37 reports of transfusion-associated circulatory overload, 20 cases of transfusion-related acute lung injury, and 26 cases of severe allergic transfusion reactions.

Within seven days of transfusion, 1711 deaths were reported (mortality rate: 8.56%; 95% CI: 8.18, 8.95). In addition, 1136 serious adverse events were reported: 643 cardiac events (569 judged as unrelated to the transfusion), 406 sustained hypotensive events requiring intravenous (IV) pressor support, and 87 thromboembolic or thrombotic events (55 judged as unrelated to the transfusion).

Eleven trials among patients hospitalized for COVID-19 suggest increased adverse events among patients receiving convalescent plasma (RR: 1.08; 95% CI: 0.94, 1.26; low CoE); however, the evidence was uncertain due to concerns with lack of blinding. In addition, included studies lacked a standard definition for what met the definition of an adverse event. In ambulatory patients, serious adverse events were higher in the convalescent plasma group due to serious transfusion reactions requiring treatment or admission (RR 5.95; 95% CI: 0.72, 49.29; low CoE), although the evidence is uncertain due to few events.

### ***Other considerations***

#### Hospitalized patients

The panel agreed that the overall certainty of evidence is moderate due to some remaining imprecision as the 95% CI crossed the threshold of 1% for plausible mortality reduction. The guideline panel recognized that unselected use of convalescent plasma appeared to have trivial to no beneficial effect from the now existing large body of evidence.

#### Ambulatory persons

The panel agreed that the overall certainty of evidence is low due to concerns with imprecision, which recognized the limited events and concerns with fragility. The guideline panel recognized the inability to exclude a meaningful beneficial or detrimental effect when plasma is given early in the course of COVID-19 disease.

### ***Conclusions and research needs for this recommendation***

The guideline panel suggests against COVID-19 convalescent plasma for persons hospitalized with COVID-19. Based on limited studies and mechanistic reasoning, COVID-19

convalescent plasma may be more effective if given at high titers early in course of hospitalization, in patients with undetectable or low levels of anti-SARS-CoV-2 antibodies, or in those with a humoral immune deficiency [146-151]. Current RCTs have not reported outcomes in such pre-specified subpopulations. Future studies in hospitalized patients should focus on patients with humoral immunodeficiencies early in the course of COVID-19. Future studies in hospitalized patients should also consider screening for SARS-CoV-2 neutralizing antibodies in all patients at entry into RCTs and assessing outcomes based on antibody levels.

The guideline panel suggests FDA-qualified high-titer COVID-19 convalescent plasma in the ambulatory setting for persons with mild-to-moderate COVID-19 at high risk for progression to severe disease, who have no other treatment options. In ambulatory patients, convalescent plasma may be more effective if the product used contains high titers of neutralizing antibodies and is used early in clinical presentation or in subpopulations of patients who do not have an adequate humoral immune response even at later stages of disease [146]. There is a paucity of trials in this specific population of patients. Future studies in ambulatory patients should target these populations.

Additional clinical trials may be needed to also determine whether there is a benefit of treatment with COVID-19 convalescent plasma and at what dose (neutralizing antibody titers), especially for patients early in the disease course of COVID-19 (**Supplementary Table s2**).

Last updated November 15, 2022, and posted online at [www.idsociety.org/COVID19guidelines](http://www.idsociety.org/COVID19guidelines).

Please check website for most updated version of these guidelines.

**Table 13.** GRADE evidence profile, Recommendation 13


**Question:** Convalescent plasma compared to no convalescent plasma for hospitalized patients with COVID-19

**Last reviewed and updated 11/4/2021**

Certainty assessment							№ of patients		Effect		Certainty	Importance
№ of studies	Study design	Risk of bias	Inconsistency	Indirectness	Imprecision	Other considerations	convalescent plasma	no convalescent plasma	Relative (95% CI)	Absolute (95% CI)		
<b>Mortality (RCTs) (follow-up: range 15 days to 60 days)</b>												
18 <sup>1-18</sup>	randomized trials	not serious <sup>a,b</sup>	not serious	not serious	serious <sup>c</sup>	none	2163/9082 (23.8%)	2007/8150 (24.6%)	RR 0.98 (0.93 to 1.03)	5 fewer per 1,000 (from 17 fewer to 7 more)	⊕⊕⊕○ MODERATE	CRITICAL
<b>Need for mechanical ventilation</b>												
4 <sup>3,6,9,14</sup>	randomized trials	serious <sup>d</sup>	not serious	not serious	serious <sup>e</sup>	none	184/581 (31.7%)	166/471 (35.2%)	RR 1.10 (0.94 to 1.29)	35 more per 1,000 (from 21 fewer to 102 more)	⊕⊕○○○ LOW	CRITICAL
<b>Serious adverse events (transfusion-associated circulatory overload, transfusion-related acute lung injury, severe allergic transfusion reaction) (follow-up: 4 hours)</b>												
1 <sup>19</sup>	observational studies	extremely serious <sup>f</sup>	not serious	not serious	not serious	none	SAEs from 20,000 transfused patients: Within first 4 hours, of the SAEs, 63 deaths were reported (0.3% of all transfusions) and 13 of those deaths were judged as possibly or probably related to the transfusion of COVID-19 convalescent plasma. There were 83 non-death SAEs reported, with 37 reports of transfusion-associated circulatory overload (TACO), 20 reports of transfusion-related acute lung injury (TRALI), and 26 reports of severe allergic transfusion reaction.				⊕○○○○ VERY LOW	CRITICAL
<b>Serious adverse events (mortality, cardiac, thrombotic, sustained hypotensive events requiring intervention) (follow-up: 7 days)</b>												
1 <sup>19</sup>	observational studies	extremely serious <sup>f</sup>	not serious	not serious	not serious	none	SAEs from 20,000 transfused patients: Within 7 days of transfusion, 1711 deaths (8.56%) and 1136 serious adverse events (5.68%) were reported. Non-mortality SAEs included: 643 cardiac events (569 judged as unrelated to the transfusion); 406 sustained hypotensive events requiring intravenous pressor support; and 87 thromboembolic or thrombotic events (55 judged as unrelated to the transfusion).				⊕○○○○ VERY LOW	CRITICAL
<b>Any adverse events (RCTs)</b>												

Last updated November 15, 2022, and posted online at [www.idsociety.org/COVID19guidelines](http://www.idsociety.org/COVID19guidelines).

Please check website for most updated version of these guidelines.

11 3,4,6,8,11- 13,15-18	randomized trials	serious <sup>d</sup>	not serious	not serious <sup>g</sup>	serious <sup>h</sup>	none	574/2843 (20.2%)	307/1959 (15.7%)	<b>RR 1.08</b> (0.94 to 1.26)	<b>13 more per 1,000</b> (from 9 fewer to 41 more)	 LOW	IMPORTANT
<b>GRADE Working Group grades of evidence</b>												
<b>High certainty:</b> We are very confident that the true effect lies close to that of the estimate of the effect												
<b>Moderate certainty:</b> We are moderately confident in the effect estimate: The true effect is likely to be close to the estimate of the effect, but there is a possibility that it is substantially different												
<b>Low certainty:</b> Our confidence in the effect estimate is limited: The true effect may be substantially different from the estimate of the effect												
<b>Very low certainty:</b> We have very little confidence in the effect estimate: The true effect is likely to be substantially different from the estimate of effect												
<b>Risk of bias:</b> Study limitations												
<b>Inconsistency:</b> Unexplained heterogeneity across study findings												
<b>Indirectness:</b> Applicability or generalizability to the research question												
<b>Imprecision:</b> The confidence in the estimate of an effect to support a particular decision												
<b>Publication bias:</b> Selective publication of studies												

*NB: Certainty ratings may be derived from evidence that includes pre-print articles, which have not been peer reviewed or published.*

**CI:** Confidence interval; **HR:** Hazard ratio; **OR:** Odds ratio; **RR:** Risk ratio; **SAEs:** Serious adverse events

### Explanations

- Li 2020 time between symptom onset and randomization was over 14 days for >90% (median 30 days), no adjustment for co-interventions, allocation concealment methods not reported and participants and healthcare professionals not blinded.
- Many trials had concerns due to open-label trial, allocation concealment not reported, and no adjustments for co-interventions.
- The 95% CI includes the potential for appreciable benefit; however, cannot exclude the potential for no effect.
- Concerns include open-label trial design and assessment of outcome.
- The 95% CI may not include a clinically meaningful reduction in need for mechanical ventilation.
- No comparative effects available. Some subjectivity in classification of outcomes as transfusion related.
- Lack standard definition for adverse events. Studies report on mild to severe events.
- The 95% CI includes the potential for both increased harms, as well as no increased harms. Few events suggests fragility of the estimate.

### References

- Li L, Zhang W, Hu Y, et al. Effect of Convalescent Plasma Therapy on Time to Clinical Improvement in Patients With Severe and Life-threatening COVID-19: A Randomized Clinical Trial. *JAMA* **2020**; 324(5): 460-70.
- Gharbharan A, Jordans CC, Geurts van Kessel C, et al. Effects of potent neutralizing antibodies from convalescent plasma in patients hospitalized for severe SARS-CoV-2 infection. *Nat Commun* **2021**; 12(3189).
- AlQahtani M, Abdulrahman A, AlMadani A, et al. Randomized controlled trial of convalescent plasma therapy against standard therapy in patients with severe COVID-19 disease. *Sci Rep* **2021**; 11: 9927.
- Avendaño-Solà C, Ramos-Martinez A, Munez-Rubio E, et al. A multicenter randomized open-label clinical trial for convalescent plasma in patients hospitalized with COVID-19 pneumonia. *J Clin Invest* **2021**; 131(20).
- Ray Y, Paul SR, Bandopadhyay P, et al. Clinical and immunological benefits of convalescent plasma therapy in severe COVID-19: insights from a single center open label randomised control trial. *medRxiv* **2020**: Available at: <https://doi.org/10.1101/2020.11.25.20237883> [Preprint 29 November 2020].
- Simonovich VA, Burgos Pratz LD, Scibona P, et al. A Randomized Trial of Convalescent Plasma in Covid-19 Severe Pneumonia. *N Engl J Med* **2021**; 384(7): 619-29.
- Agarwal A, Mukherjee A, Kumar G, et al. Convalescent plasma in the management of moderate covid-19 in adults in India: open label phase II multicentre randomised controlled trial (PLACID Trial). *BMJ* **2020**; 371: m4232.



Last updated November 15, 2022, and posted online at [www.idsociety.org/COVID19guidelines](http://www.idsociety.org/COVID19guidelines).

Please check website for most updated version of these guidelines.

8. O'Donnell MR, Grinsztejn B, Cummings MJ, et al. A randomized double-blind controlled trial of convalescent plasma in adults with severe COVID-19. *J Clin Invest* **2021**; 131(13): e150646.
9. RECOVERY Collaborative Group. Convalescent plasma in patients admitted to hospital with COVID-19 (RECOVERY): a randomised controlled, open-label, platform trial. *Lancet* **2021**; 397(10289): 2049-59.
10. Balcells ME, Rojas L, Le Corre N, et al. Early versus deferred anti-SARS-CoV-2 convalescent plasma in patients admitted for COVID-19: A randomized phase II clinical trial. *PLoS Med* **2021**; 18(3): e1003415.
11. Bégin P, Callum J, Jamula E, et al. Convalescent plasma for hospitalized patients with COVID-19: an open-label, randomized controlled trial. *Nat Med* **2021**: Available at: <https://doi.org/10.1038/s41591-021-01488-2> [Epub ahead of print 9 September 2021].
12. Bennett-Guerrero E, Romeiser JL, Talbot LR, et al. Severe Acute Respiratory Syndrome Coronavirus 2 Convalescent Plasma Versus Standard Plasma in Coronavirus Disease 2019 Infected Hospitalized Patients in New York: A Double-Blind Randomized Trial. *Crit Care Med* **2021**; 49(7): 1015-25.
13. Sekine L, Arns B, Fabro BR, et al. Convalescent plasma for COVID-19 in hospitalised patients: an open-label, randomised clinical trial. *Eur Respir J* **2021**; 58(5): 2101471.
14. Pouladzadeh M, Safdarian M, Eshghi P, et al. A randomized clinical trial evaluating the immunomodulatory effect of convalescent plasma on COVID-19-related cytokine storm. *Intern Emerg Med* **2021**; 16(8): 2181-91.
15. Writing Committee for the REMAP-CAP Investigators, Estcourt LJ, Turgeon AF, et al. Effect of Convalescent Plasma on Organ Support-Free Days in Critically Ill Patients With COVID-19: A Randomized Clinical Trial. *JAMA* **2021**; 326(17): 1690-702.
16. Kirenga B, Byakika-Kibwika P, Muttamba W, et al. Efficacy of convalescent plasma for treatment of COVID-19 in Uganda. *BMJ Open Respir Res* **2021**; 8(1): e001017.
17. Körper S, Weiss M, Zickler D, et al. High Dose Convalescent Plasma in COVID-19: Results from the randomized Trial CAPSID. *medRxiv* **2021**: Available at: <https://doi.org/10.1101/2021.05.10.21256192> [Preprint 10 May 2021].
18. Devos T, Van Thillo Q, Compernelle V, et al. Early high antibody-titre convalescent plasma for hospitalised COVID-19 patients: DAWn-plasma. *Eur Respir J* **2021**: 2101724.
19. Joyner MJ, Bruno KA, Klassen SA, et al. Safety Update: COVID-19 Convalescent Plasma in 20,000 Hospitalized Patients. *Mayo Clin Proc* **2020**; 95(9): 1888-97.

**Table 14.** GRADE evidence profile, Recommendation 14

**Question:** Convalescent plasma compared to no convalescent plasma for ambulatory patients with mild-to-moderate COVID-19 at high risk for progression to severe disease

*Last reviewed and updated 1/21/2022*

Certainty assessment							№ of patients		Effect		Certainty	Importance
№ of studies	Study design	Risk of bias	Inconsistency	Indirectness	Imprecision	Other considerations	convalescent plasma	no convalescent plasma	Relative (95% CI)	Absolute (95% CI)		
<b>All-cause mortality (follow-up: range 15 days to 28 days)<sup>a</sup></b>												
3 <sup>1,3</sup>	randomized trials	not serious	not serious	not serious	very serious <sup>b</sup>	none	3/929 (0.3%)	7/923 (0.8%)	RR 0.53 (0.14 to 1.98)	4 fewer per 1,000 (from 7 fewer to 7 more)	⊕⊕○○ LOW	CRITICAL
<b>COVID-19 related hospitalizations, ED/urgent care visits, or death (follow-up: 15 days)</b>												
2 <sup>1,3</sup>	randomized trials	not serious	not serious	not serious	serious <sup>c</sup>	none	94/849 (11.1%)	118/843 (14.0%)	RR 0.79 (0.62 to 1.00)	29 fewer per 1,000 (from 53 fewer to 0 fewer)	⊕⊕⊕○ MODERATE	CRITICAL
<b>Hospitalizations (all-cause) (follow-up: range 15 days to 28 days)</b>												
2 <sup>1,3</sup>	randomized trials	not serious	not serious	not serious	serious <sup>d</sup>	none	73/867 (8.4%)	98/869 (11.3%)	RR 0.74 (0.56 to 0.98)	29 fewer per 1,000 (from 50 fewer to 2 fewer)	⊕⊕⊕○ MODERATE	CRITICAL
<b>Progression to severe respiratory disease (follow-up: 15 days; assessed with: defined as a respiratory rate of ≥30 breaths per minute, SaO<sub>2</sub> &lt; 93% on room air, or both)</b>												
1 <sup>2</sup>	randomized trials	not serious <sup>e</sup>	not serious	serious <sup>f</sup>	serious <sup>g</sup>	none	13/80 (16.3%)	25/80 (31.3%)	RR 0.52 (0.29 to 0.94)	150 fewer per 1,000 (from 222 fewer to 19 fewer)	⊕⊕○○ LOW	CRITICAL
<b>Serious adverse events: serious transfusion reactions (requiring treatment or admission) (follow-up: 15 days)</b>												
2 <sup>1,3</sup>	randomized trials	not serious	not serious	not serious	very serious <sup>c</sup>	none	5/849 (0.6%)	0/843 (0.0%)	RR 5.95 (0.72 to 49.29) <sup>h</sup>	6 more per 1,000 (from 1 more to 11 more) <sup>i</sup>	⊕⊕○○ LOW	CRITICAL
<b>Any adverse events (follow-up: 15 days)</b>												
2 <sup>1,3</sup>	randomized trials	not serious	not serious	not serious	serious <sup>c</sup>	none	127/849 (15.0%)	147/843 (17.4%)	RR 0.86 (0.70 to 1.05)	24 fewer per 1,000 (from 52 fewer to 9 more)	⊕⊕⊕○ MODERATE	IMPORTANT

**GRADE Working Group grades of evidence**

**High certainty:** We are very confident that the true effect lies close to that of the estimate of the effect

**Moderate certainty:** We are moderately confident in the effect estimate: The true effect is likely to be close to the estimate of the effect, but there is a possibility that it is substantially different

**Low certainty:** Our confidence in the effect estimate is limited: The true effect may be substantially different from the estimate of the effect

**Very low certainty:** We have very little confidence in the effect estimate: The true effect is likely to be substantially different from the estimate of effect

**Risk of bias:** Study limitations

**Inconsistency:** Unexplained heterogeneity across study findings

**Indirectness:** Applicability or generalizability to the research question

**Imprecision:** The confidence in the estimate of an effect to support a particular decision

**Publication bias:** Selective publication of studies

*NB: Certainty ratings may be derived from evidence that includes pre-print articles, which have not been peer reviewed or published.*

**CI:** Confidence interval; **ED:** Emergency department; **RR:** Risk ratio; **SaO<sub>2</sub>:** Saturated oxygen

**Explanations**

- a. Deaths beyond 15 days and up to 30 days: an additional 5 deaths occurred in the plasma group and 1 death in placebo (normal saline) group.
- b. Only one event.
- c. 95% CI includes benefits as well as harms; OIS not met.
- d. Few events reported. 95% CI may not include clinically meaningful benefit.
- e. Trial was terminated early due to futility.
- f. Oxygenation and respiration rates are surrogate measures of need for ventilation, morbidity and death.
- g. Few events reported do not meet the optimal information size and suggest fragility of the estimate.
- h. Using 0.5 event continuity correction.
- i. Zero events in the control group. Absolute risk difference not informed by relative risk.

**References**

1. Korley FK, Durkalski-Mauldin V, Yeatts SD, et al. Early Convalescent Plasma for High-Risk Outpatients with Covid-19. *N Engl J Med* **2021**; 385(21): 1951-60.
2. Libster R, Perez Marc G, Wappner D, et al. Early High-Titer Plasma Therapy to Prevent Severe Covid-19 in Older Adults. *N Engl J Med* **2021**; 384(7): 610-8.
3. Sullivan DJ, Gebo KA, Shoham S, et al. Randomized Controlled Trial of Early Outpatient COVID-19 Treatment with High-Titer Convalescent Plasma. *medRxiv* **2021**: Available at: <https://doi.org/10.1101/2021.12.10.21267485> [Preprint 21 December 2021].

## Remdesivir

*Section last reviewed and updated 2/7/2022*

*Last literature search conducted 1/31/2022*

**Recommendation 15: Among patients (ambulatory or hospitalized) with mild-to-moderate COVID-19 at high risk for progression to severe disease, the IDSA guideline panel suggests remdesivir initiated within seven days of symptom onset rather than no remdesivir. (Conditional recommendation†, Low certainty of evidence)**

### Remarks:

- Dosing for remdesivir in mild-to-moderate COVID-19 is 200 mg on day one followed by 100 mg on days two and three. Pediatric dosing is 5 mg/kg on day 1 and 2.5 mg/kg on subsequent days.
- Options for treatment and management of ambulatory patients include nirmatrelvir/ritonavir, three-day treatment with remdesivir, molnupiravir, and neutralizing monoclonal antibodies. Patient-specific factors (e.g., patient age, symptom duration, renal function, drug interactions), product availability, and institutional capacity and infrastructure should drive decision-making regarding choice of agent. Data for combination treatment do not exist in this setting.

**Recommendation 16: In patients on supplemental oxygen but not on mechanical ventilation or ECMO, the IDSA panel suggests treatment with five days of remdesivir rather than 10 days of remdesivir. (Conditional recommendation†, Low certainty of evidence)**

**Recommendation 17a: In hospitalized patients with severe\* COVID-19, the IDSA panel suggests remdesivir over no antiviral treatment. (Conditional recommendation†, Moderate certainty of evidence)**

\*Severe illness is defined as patients with SpO<sub>2</sub> ≤94% on room air.

**Recommendation 17b: In patients with COVID-19 on invasive ventilation and/or ECMO, the IDSA panel suggests against the routine initiation of remdesivir (Conditional recommendation<sup>††</sup>, Very low certainty of evidence)**

*†The guideline panel concluded that the desirable effects outweigh the undesirable effects, though uncertainty still exists, and most informed people would choose the suggested course of action, while a substantial number would not.*

*††The guideline panel concluded that the undesirable effects outweigh the desirable effects, though uncertainty still exists, and most informed people would choose the suggested course of action, while a substantial number would not.*

### ***Why is remdesivir considered for treatment?***

Remdesivir (GS-5734) is an antiviral drug with potent *in vitro* activity against a range of RNA viruses including MERS-CoV, SARS-CoV 1 & 2 [152-154]. Remdesivir acts by causing premature termination of viral RNA transcription [154]. Its use improved disease outcomes and reduced viral loads in SARS-CoV-1 infected mice [153]. In rhesus macaques, therapeutic treatment with remdesivir showed reduction in SARS-CoV-2 loads, pathologic changes, and progression of clinical disease [155]. In this same animal model, remdesivir treatment initiated 12 hours post-inoculation reduced clinical signs, virus replication in the lungs, and decreased the presence and severity of lung lesions.

### ***Summary of the evidence***

#### **Patients with mild-to-moderate disease who are at high risk for progression to severe COVID-19**

One RCT compared treatment with three days of intravenous (IV) remdesivir (200 mg on day one followed by 100 mg on days two and three) initiated within 7 days of symptom onset or no remdesivir in unvaccinated patients [156]. The study enrolled patients at high risk for progression (e.g., obesity, diabetes mellitus, hypertension, immune compromise etc.) or age 60 years or older who were symptomatic seven days or less without prior treatment (e.g.,

monoclonal antibodies), but were not expected to receive oxygen at time of enrollment (>94% on room air). The outcomes assessed were mortality, hospitalizations for any cause, and COVID-19-related medically as well as serious adverse events.

#### Hospitalized patients with SpO<sub>2</sub> ≤94% on room air

Three RCTs comparing treatment with remdesivir (200 mg day one, 100 mg daily days 2-10) against no remdesivir treatment [32, 157, 158], and one RCT comparing five days of treatment (200 mg day one, 100 mg daily days 2-5) against 10 days (200 mg day one, 100 mg daily days 2-10) of treatment [159] served as the best available evidence among hospitalized persons with severe COVID-19 ([Tables 16-17](#)). The outcomes assessed were mortality, time to clinical improvement, need for mechanical ventilation, serious adverse events, and adverse events leading to treatment discontinuation.

All trials used different definitions of severe disease for participants. ACTT-1 participants were considered to have severe disease if they required mechanical ventilation, supplemental oxygen, if SpO<sub>2</sub> was 94% or lower while breathing ambient air, or if they had tachypnea (respiratory rate ≥24 breaths per minute) [157]. Within the SOLIDARITY trial (available only as a pre-print at this time), participants with severe disease were receiving mechanical ventilation [32]. In Wang 2020, severe participants had a SpO<sub>2</sub> ≤94% while breathing room air or a ratio of arterial oxygen partial pressure to fractional inspired O<sub>2</sub> of ≤300 mm Hg and radiologically confirmed pneumonia.

Updated analyses include the final analysis from the ACTT-1 and the interim analysis of the SOLIDARITY trial [32, 157]. SOLIDARITY reported mortality among persons remaining in hospital up to the duration of the study; however, among patients discharged before the end of the study, mortality may not have been collected completely. The study by Wang et al (2020) was stopped early due to lack of recruitment into the trial due to decreased incidence in China.

Randomization performed in Goldman 2020 failed to establish prognostic balance between baseline clinical status among the 397 patients randomized into the treatment arms, with patients in the 10-day arm more severely ill at study entry. Even with the adjusted

analysis, residual confounding is possible. In addition, participants, healthcare workers, and outcome assessors were not blinded to the treatment arms.

#### Hospitalized patients on invasive ventilation and/or ECMO

Subgroups from SOLIDARITY and ACTT-1 reported on the outcomes of mortality, time to recovery and serious adverse events among patients on invasive ventilation or ECMO [32, 157] ([Table 17b](#)). The duration of ventilation at time of treatment with remdesivir was not reported in ACTT-1. This may introduce uncertainty when assessing outcomes of mortality or time to recovery.

In ACTT-1 [157], randomization was stratified by study site and disease severity at enrollment. Disease severity groups were mild-to-moderate COVID-19 ( $SpO_2 >94\%$ ) and severe COVID-19 ( $SpO_2 \leq 94\%$ ). The severe COVID-19 stratum included patients who were hypoxemic with various degrees of severity including those requiring low flow oxygen by nasal cannula, those needing high-flow oxygen, non-invasive ventilation, invasive mechanical ventilation and ECMO. In addition to analyses on established strata, authors performed post hoc analyses for subgroups within the strata (e.g., receiving oxygen, receiving high-flow oxygen or noninvasive mechanical ventilation, or receiving mechanical ventilation or ECMO), which may introduce concerns with risk of bias and imprecision when making inferences on efficacy of remdesivir among these subgroups including mechanically ventilated patients.

#### ***Benefits***

##### Patients with mild-to-moderate disease who are at high risk for progression to severe COVID-19

Treatment with remdesivir for three days in ambulatory patients reduced hospitalizations and COVID-19-related medically attended visits throughout day 28 (HR: 0.28; 95% CI: 0.1, 0.75, low CoE; and HR: 0.19; 95% CI: 0.07, 0.56, low CoE, respectively). No deaths were observed.

##### Hospitalized patients with $SpO_2 \leq 94\%$ on room air

The pooled analysis failed to show a mortality benefit at 28 days (RR: 0.92; 95% CI: 0.77, 1.10; low CoE) [32, 157, 158]. Patients receiving treatment with remdesivir trend toward greater clinical improvement at 28 days than patients not receiving remdesivir (RR: 1.13; 95% CI: 0.91, 1.41; low CoE) [158]. In addition, based on a post hoc analysis of patients with severe COVID-19, receiving treatment with remdesivir had a shorter median time to recovery (median 11 vs. 18 days; rate ratio: 1.31; 95% CI: 1.12, 1.52; low CoE) and decreased need for mechanical ventilation (RR: 0.57; 95% CI: 0.42, 0.79; moderate CoE) [157].

In the study by Goldman et al that compared five and ten days of treatment, the shorter course of remdesivir showed a trend toward decreased mortality (RR: 0.75; 95% CI: 0.51, 1.12; low CoE) and increased clinical improvement at 14 days (RR: 1.19; 95% CI: 1.01, 1.40; low CoE); however, the evidence is uncertain because the persons in the 10-day group had more severe disease at baseline and there is the possibility of residual confounding despite the adjusted analysis [159].

#### Hospitalized patients on invasive ventilation and/or ECMO

Treatment with remdesivir failed to show a reduction in mortality (RR: 1.23; 95% CI: 0.99, 1.53; low CoE). Similarly, remdesivir failed to show or exclude a reduction in time to recovery among patients on invasive ventilation and/or ECMO (HR: 0.98; 95% CI: 0.70, 1.36; very low CoE).

#### **Harms**

#### Patients with mild-to-moderate disease who are at high risk for progression to severe COVID-19

As with other remdesivir studies published so far, three days of remdesivir infusions did not appear to be associated with a greater risk of serious adverse events compared to no remdesivir (RR: 0.27; 95% CI: 0.1, 0.7; moderate CoE).

#### Hospitalized patients with SpO<sub>2</sub> ≤94% on room air



Patients treated with remdesivir do not appear to experience greater serious adverse events (grade 3/4) than those not receiving remdesivir (RR: 0.87; 95% CI: 0.59, 1.28; moderate CoE) [157, 158].

Patients receiving five days of remdesivir may experience fewer serious adverse events and adverse events leading to treatment discontinuation than patients receiving 10 days of remdesivir (RR: 0.61; 0.44, 0.85; low CoE and RR: 0.44; 95% CI: 0.21, 0.95; low CoE, respectively); however, this evidence is uncertain because of the increased severity of disease among patients in the 10-day arm [159].

#### Hospitalized patients on invasive ventilation and/or ECMO

Patients on invasive ventilation and/or ECMO treated with remdesivir do not appear to experience greater serious adverse events than those not receiving remdesivir (RR: 0.79; 95% CI: 0.54, 1.16; moderate CoE).

#### ***Other considerations***

#### Patients with mild-to-moderate disease who are at high risk for progression to severe COVID-19

The panel agreed that the overall certainty of evidence for the treatment of patients with mild-to-moderate COVID-19 was low due to concerns about imprecision, as less than half of the original projected sample size was enrolled leading to few events and fragility of the effect estimate. However, compared to prior trials, giving remdesivir early in the course of the viral infection appears to have a robust effect within the limitation of a limited sample size. The panel agreed that benefits are likely to outweigh any potential harms in patients with COVID-19 who are at high risk for severe disease. The evidence confirms that using remdesivir early in the disease process when viral loads are high confers maximum benefit. It is critical to make a rapid diagnosis and treat ambulatory patients with COVID-19 early in the disease course.

#### Hospitalized patients with SpO<sub>2</sub> ≤94% on room air

The panel agreed that the overall certainty of the evidence for treatment of persons with severe disease with remdesivir compared to no remdesivir treatment was moderate due

to concerns with imprecision. Given the inconsistent definition used in the evidence to describe baseline severity, the panel recognized a knowledge gap when assessing whether greater benefit could be attained for patients with oxygen saturation >94% and no supplemental oxygen; however, they agreed that the reported data supported the prioritization of remdesivir among persons with severe but not critical COVID-19.

The panel agreed on the overall certainty of the evidence for treatment with a five-day course compared to a 10-day course of treatment as low due to concerns with risk of bias and imprecision. The panel recognized the benefit of a shorter course of treatment, if providing similar or greater efficacy, on the availability of remdesivir. However, in a subgroup analysis of mechanically ventilated patients, the duration of treatment was 10 days in ACCT-1 trial; therefore, the panel recognized that a longer course of treatment could be desirable in this population.

#### Hospitalized patients on invasive ventilation and/or ECMO

The panel agreed on the overall certainty of the evidence for treatment of patients on invasive ventilation and/or ECMO with remdesivir as very low due to concerns with risk of bias and imprecision. The panel recognized that the estimates of effect for mortality and time to recovery exclude almost any benefit.

#### Pediatric use

The evidence for the use of remdesivir in children is limited. For ambulatory children at risk for severe disease, the RCT included 8 children aged 12 to 18 years, limiting our confidence in the available direct evidence for ambulatory care.

There are no randomized controlled data assessing efficacy of remdesivir for treatment of hospitalized pediatric patients with COVID-19. A report of 77 children who received remdesivir through compassionate use early in the pandemic found good tolerability in this population with a low rate of serious adverse events [160].

An ongoing study of remdesivir in children [161] is using 5 mg/kg on day one (maximum dose 200 mg) followed by 2.5 mg/kg daily in patients over 14 days of age, gestational age more

than 37 weeks, and weight greater than or equal to 2.5 kg. The FDA EUA applies to patients weighing over 3.5 kg and applies to the lyophilized powder formulation only.

### ***Conclusions and research needs for this recommendation***

The guideline panel suggests remdesivir for patients with mild-to-moderate disease who are at high risk for severe COVID-19.

The guideline panel suggests remdesivir rather than no remdesivir for treatment of severe COVID-19 in hospitalized patients with SpO<sub>2</sub> ≤94% on room air. However, the guideline panel suggests against the routine initiation of remdesivir among patients on invasive ventilation and/or ECMO. Additional clinical trials are needed to provide increased certainty about the potential for both benefit and harms of treatment with remdesivir, as well as to understand the benefit of treatment based on disease severity.

Prescribing information in the United States recommends against use of remdesivir in patients with estimated glomerular filtration rate less than 30 mL per minute. This recommendation arises from concern about accumulation of the excipient (betadex sulfobutyl ether sodium) in such patients with potential for hepatic and renal toxicity due to that substance. Additional research into safety of remdesivir in patients with reduced renal function is needed to ascertain whether this concern is substantiated.

Immunocompromised patients who are unable to control viral replication may still benefit from remdesivir despite SpO<sub>2</sub> that exceeds 94% on room air or a requirement for mechanical ventilation. Management of immunocompromised patients with uncontrolled viral replication is a knowledge gap and additional research into such populations is needed.

In addition, research is needed to address gaps in the evidence of effectiveness of remdesivir based on viral load.

**Table 15.** GRADE evidence profile, Recommendation 15

**Question:** Remdesivir compared to no remdesivir for ambulatory patients at high risk for progression to severe COVID-19

*Last updated 12/23/2021; last reviewed 2/7/2022*

Certainty assessment							№ of patients		Effect		Certainty	Importance
№ of studies	Study design	Risk of bias	Inconsistency	Indirectness	Imprecision	Other considerations	remdesivir	no remdesivir	Relative (95% CI)	Absolute (95% CI)		
<b>Mortality (follow-up: 28 days)</b>												
1 <sup>1</sup>	randomized trials	not serious	not serious	not serious	very serious <sup>a</sup>	none	0/279 (0.0%)	0/283 (0.0%)	not estimable		⊕⊕○○ LOW	CRITICAL
<b>Hospitalization (all-cause) (follow-up: 28 days)</b>												
1 <sup>1</sup>	randomised trials	not serious	not serious	not serious	very serious <sup>b</sup>	none	5/279 (1.8%)	18/283 (6.4%)	HR 0.28 (0.10 to 0.75)	45 fewer per 1,000 (from 57 fewer to 16 fewer)	⊕⊕○○ LOW	CRITICAL
<b>COVID-19-related medically attended visits (follow-up: 28 days)</b>												
1 <sup>1</sup>	randomized trials	not serious	not serious	not serious	very serious <sup>b</sup>	none	4/246 (1.6%)	21/252 (8.3%)	HR 0.19 (0.07 to 0.56)	67 fewer per 1,000 (from 77 fewer to 36 fewer)	⊕⊕○○ LOW	IMPORTANT
<b>Serious adverse events</b>												
1 <sup>1</sup>	randomized trials	not serious	not serious	not serious	serious <sup>b</sup>	none	5/279 (1.8%)	19/283 (6.7%)	RR 0.27 (0.10 to 0.70)	49 fewer per 1,000 (from 60 fewer to 20 fewer)	⊕⊕⊕○ MODERATE	CRITICAL
<b>GRADE Working Group grades of evidence</b>												
<p><b>High certainty:</b> We are very confident that the true effect lies close to that of the estimate of the effect</p> <p><b>Moderate certainty:</b> We are moderately confident in the effect estimate: The true effect is likely to be close to the estimate of the effect, but there is a possibility that it is substantially different</p> <p><b>Low certainty:</b> Our confidence in the effect estimate is limited: The true effect may be substantially different from the estimate of the effect</p> <p><b>Very low certainty:</b> We have very little confidence in the effect estimate: The true effect is likely to be substantially different from the estimate of effect</p>												
<p><b>Risk of bias:</b> Study limitations</p> <p><b>Inconsistency:</b> Unexplained heterogeneity across study findings</p> <p><b>Indirectness:</b> Applicability or generalizability to the research question</p> <p><b>Imprecision:</b> The confidence in the estimate of an effect to support a particular decision</p> <p><b>Publication bias:</b> Selective publication of studies</p>												

*NB: Certainty ratings may be derived from evidence that includes pre-print articles, which have not been peer reviewed or published.*

Last updated November 15, 2022, and posted online at [www.idsociety.org/COVID19guidelines](http://www.idsociety.org/COVID19guidelines).  
Please check website for most updated version of these guidelines.

CI: Confidence interval; HR: Hazard ratio; RR: Risk ratio

**Explanations**

- a. Zero events and relatively small sample size (less than half the patients of the planned sample size were enrolled).
- b. Few events do not meet the optimal information size and suggest fragility in the estimate (less than half the patients of the planned sample size were enrolled).

**Reference**

1. Gottlieb RL, Vaca CE, Paredes R, et al. Early Remdesivir to Prevent Progression to Severe Covid-19 in Outpatients. N Engl J Med **2021**; 386(4): 305-15.

**Table 16.** GRADE evidence profile, Recommendation 16

**Question:** Remdesivir 5 days compared to remdesivir 10 days for hospitalized patients with severe but not critical COVID-19

*Last updated 9/10/2020; last reviewed 5/16/2021*

Certainty assessment							№ of patients		Effect		Certainty	Importance
№ of studies	Study design	Risk of bias	Inconsistency	Indirectness	Imprecision	Other considerations	remdesivir 5 days	remdesivir 10 days	Relative (95% CI)	Absolute (95% CI)		
<b>Mortality</b>												
1 <sup>1</sup>	randomized trials	serious <sup>b</sup>	not serious	not serious	serious <sup>a</sup>	none	16/200 (8.0%)	21/197 (10.7%)	HR 0.75 (0.40 to 1.39)	27 fewer per 1,000 (from 64 fewer to 42 more)	⊕⊕○○ LOW	CRITICAL
<b>Clinical improvement at 14 days</b>												
1 <sup>1</sup>	randomized trials	serious <sup>b</sup>	not serious	not serious	serious <sup>c</sup>	none	129/200 (64.5%)	107/197 (54.3%)	RR 1.19 (1.01 to 1.40)	103 more per 1,000 (from 5 more to 217 more)	⊕⊕○○ LOW	CRITICAL
<b>Serious adverse events</b>												
1 <sup>1</sup>	randomized trials	serious <sup>b</sup>	not serious	not serious	serious <sup>c</sup>	none	42/200 (21.0%)	68/197 (34.5%)	RR 0.61 (0.44 to 0.85)	135 fewer per 1,000 (from 193 fewer to 52 fewer)	⊕⊕○○ LOW	CRITICAL
<b>Adverse events leading to treatment discontinuation</b>												
1 <sup>1</sup>	randomized trials	serious <sup>b,d</sup>	not serious	not serious	serious <sup>c</sup>	none	9/200 (4.5%)	20/197 (10.2%)	RR 0.44 (0.21 to 0.95)	57 fewer per 1,000 (from 80 fewer to 5 fewer)	⊕⊕○○ LOW	CRITICAL
<b>GRADE Working Group grades of evidence</b>												
<p><b>High certainty:</b> We are very confident that the true effect lies close to that of the estimate of the effect</p> <p><b>Moderate certainty:</b> We are moderately confident in the effect estimate: The true effect is likely to be close to the estimate of the effect, but there is a possibility that it is substantially different</p> <p><b>Low certainty:</b> Our confidence in the effect estimate is limited: The true effect may be substantially different from the estimate of the effect</p> <p><b>Very low certainty:</b> We have very little confidence in the effect estimate: The true effect is likely to be substantially different from the estimate of effect</p>												

**Risk of bias:** Study limitations  
**Inconsistency:** Unexplained heterogeneity across study findings  
**Indirectness:** Applicability or generalizability to the research question  
**Imprecision:** The confidence in the estimate of an effect to support a particular decision  
**Publication bias:** Selective publication of studies

*NB: Certainty ratings may be derived from evidence that includes pre-print articles, which have not been peer reviewed or published.*

**CI:** Confidence interval; **RR:** Risk ratio

#### **Explanations**

- a. The 95% CI includes the potential for both appreciable benefit, as well as appreciable harm. Few events reported do not meet the optimal information size and suggest fragility in the estimate.
- b. Goldman 2020 did not blind participants, healthcare workers or outcome assessors. After randomization, disease severity was greater in the 10-day arm; while the analysis adjusted for baseline characteristics including disease severity, there is still the potential for residual confounding.
- c. The lower boundary of the 95% CI may not include a clinically meaningful effect. Few events reported do not meet the optimal information size and suggest fragility in the estimate.
- d. Goldman stratified adverse events by days 1-5, 6-10. Adverse events leading to treatment discontinuation during days 1-5 were 9 (4%) in the 5-day arm and 14 (7%) in the 10-day arm.

#### **Reference**

1. Goldman JD, Lye DCB, Hui DS, et al. Remdesivir for 5 or 10 Days in Patients with Severe Covid-19. *N Engl J Med* **2020**; 383: 1827-37.

Table 17a. GRADE evidence profile, Recommendation 17a

Question: Remdesivir compared to no antiviral treatment for hospitalized patients with severe COVID-19

Last reviewed and updated 5/16/2021

Certainty assessment							№ of patients		Effect		Certainty	Importance
№ of studies	Study design	Risk of bias	Inconsistency	Indirectness	Imprecision	Other considerations	remdesivir	no remdesivir	Relative (95% CI)	Absolute (95% CI)		
<b>Mortality (follow up: range 28 days to 29 days)</b>												
3 <sup>1,2,3</sup>	randomized trials	serious <sup>a,b,c</sup>	not serious	not serious	serious <sup>d</sup>	none	369/2726 (13.5%)	374/2593 (14.4%)	<b>RR 0.92</b> (0.77 to 1.10)	<b>12 fewer per 1,000</b> (from 33 fewer to 14 more)	⊕⊕○○ LOW	CRITICAL
<b>Time to recovery (follow up: 29 days)</b>												
1 <sup>2</sup>	randomized trials	serious <sup>c</sup>	not serious	not serious	not serious	none	345/486 (71.0%)	306/471 (65.0%)	<b>Rate ratio 1.31</b> (1.12 to 1.52)	<b>97 more per 1,000</b> (from 41 more to 147 more)	⊕⊕⊕○ MODERATE	CRITICAL
<b>Clinical improvement (follow up: 28 days)</b>												
1 <sup>1</sup>	randomized trials	not serious <sup>a,b</sup>	not serious	not serious	very serious <sup>d</sup>	none	103/158 (65.2%)	45/78 (57.7%)	<b>RR 1.13</b> (0.91 to 1.41)	<b>75 more per 1,000</b> (from 52 fewer to 237 more)	⊕⊕○○ LOW	CRITICAL
<b>Need for mechanical ventilation (follow up: 29 days)</b>												
1 <sup>2</sup>	randomized trials	not serious	not serious	not serious	serious <sup>e</sup>	none	52/402 (12.9%)	82/364 (22.5%)	<b>RR 0.57</b> (0.42 to 0.79)	<b>97 fewer per 1,000</b> (from 131 fewer to 47 fewer)	⊕⊕⊕○ MODERATE	CRITICAL
<b>Serious adverse events (grade 3/4)</b>												
2 <sup>1,2</sup>	randomized trials	not serious	not serious	not serious	serious <sup>f</sup>	none	44/632 (7.0%)	53/545 (8.9%)	<b>RR 0.79</b> (0.54 to 1.16)	<b>20 fewer per 1,000</b> (from 45 fewer to 16 more)	⊕⊕⊕○ MODERATE	CRITICAL



Certainty assessment							№ of patients		Effect		Certainty	Importance
№ of studies	Study design	Risk of bias	Inconsistency	Indirectness	Imprecision	Other considerations	remdesivir	no remdesivir	Relative (95% CI)	Absolute (95% CI)		

#### Hospitalization

1 <sup>1</sup>	randomized trials	not serious <sup>a,b</sup>	not serious	not serious	very serious <sup>d</sup>	none	158	78	-	MD 1 day higher (0.12 higher to 1.88 higher)	⊕⊕○○ LOW	IMPORTANT
----------------	-------------------	----------------------------	-------------	-------------	---------------------------	------	-----	----	---	--	-------------	-----------

#### Duration of mechanical ventilation

1 <sup>1</sup>	randomized trials	not serious <sup>a,b</sup>	not serious	not serious	serious <sup>d</sup>	none	158	78	-	MD 8.5 days lower (9.14 lower to 7.86 lower)	⊕⊕⊕○ MODERATE	IMPORTANT
----------------	-------------------	----------------------------	-------------	-------------	----------------------	------	-----	----	---	--	------------------	-----------

#### GRADE Working Group grades of evidence

**High certainty:** We are very confident that the true effect lies close to that of the estimate of the effect

**Moderate certainty:** We are moderately confident in the effect estimate: The true effect is likely to be close to the estimate of the effect, but there is a possibility that it is substantially different

**Low certainty:** Our confidence in the effect estimate is limited: The true effect may be substantially different from the estimate of the effect

**Very low certainty:** We have very little confidence in the effect estimate: The true effect is likely to be substantially different from the estimate of effect

**Risk of bias:** Study limitations

**Inconsistency:** Unexplained heterogeneity across study findings

**Indirectness:** Applicability or generalizability to the research question

**Imprecision:** The confidence in the estimate of an effect to support a particular decision

**Publication bias:** Selective publication of studies

*NB: Certainty ratings may be derived from evidence that includes pre-print articles, which have not been peer reviewed or published.*

**CI:** Confidence interval; **HR:** Hazard Ratio; **RR:** Risk ratio; **OR:** Odds ratio; **MD:** Mean difference

#### Explanations

- Co-interventions received in Wang 2020 include: interferon alpha-2b, lopinavir/ritonavir, vasopressors, antibiotics, corticosteroid therapy and were balanced between arms.
- Wang 2020 stopped early due to lack of recruitment. Trial initiated after reduction in new patient presentation (most patients enrolled later in the disease).
- Post hoc analysis of patients with severe disease from Pan 2020 and Beigel 2020 may introduce bias.
- The 95% CI may not include a clinically meaningful effect.
- Few events do not meet the optimal information size and suggest fragility in the estimate.
- The 95% CI cannot exclude the potential for benefit or harm. Also, few events do not meet the optimal information size.

#### References

- Wang Y, Zhang D, Du G, et al. Remdesivir in adults with severe COVID-19: a randomised, double-blind, placebo-controlled, multicentre trial. *Lancet* **2020**; 395(10236): 1569-78.
- Beigel JH, Tomashek KM, Dodd LE, et al. Remdesivir for the Treatment of Covid-19 - Final Report. *N Engl J Med* **2020**; 383(19): 1813-26.

**Last updated November 15, 2022, and posted online at [www.idsociety.org/COVID19guidelines](http://www.idsociety.org/COVID19guidelines).  
Please check website for most updated version of these guidelines.**

3. WHO Solidarity Trial Consortium, Pan H, Peto R, et al. Repurposed Antiviral Drugs for Covid-19 — Interim WHO Solidarity Trial Results. N Engl J Med **2021**; 384: 497-511.

**Table 17b.** GRADE evidence profile, Recommendation 17b

**Question:** Remdesivir compared to no antiviral treatment for hospitalized patients with critical COVID-19 (IV/ECMO)

Last updated 4/5/2021; last reviewed 5/16/2021

Certainty assessment							№ of patients		Effect		Certainty	Importance
№ of studies	Study design	Risk of bias	Inconsistency	Indirectness	Imprecision	Other considerations	remdesivir	no remdesivir	Relative (95% CI)	Absolute (95% CI)		
<b>Mortality (follow up: range 28 days to 29 days)</b>												
2 <sup>1,2</sup>	randomized trials	serious <sup>a</sup>	not serious	not serious	serious <sup>b,c</sup>	none	126/385 (32.7%)	100/387 (25.8%)	RR 1.23 (0.99 to 1.53)	59 more per 1,000 (from 3 fewer to 137 more)	⊕⊕○○ LOW	CRITICAL
<b>Time to recovery (follow up: 29 days)</b>												
1 <sup>1</sup>	randomized trials	very serious <sup>a</sup>	not serious	not serious	very serious <sup>d</sup>	none	63/131 (48.1%)	77/154 (50.0%)	HR 0.98 (0.70 to 1.36)	7 fewer per 1,000 (from 116 fewer to 110 more)	⊕○○○ VERY LOW	CRITICAL
<b>Serious adverse events (grade 3/4)</b>												
2 <sup>1,3</sup>	randomized trials	not serious	not serious	not serious <sup>e</sup>	serious <sup>d</sup>	none	44/632 (7.0%)	53/545 (9.7%)	RR 0.79 (0.54 to 1.16)	20 fewer per 1,000 (from 45 fewer to 16 more)	⊕⊕⊕○ MODERATE	CRITICAL
<b>GRADE Working Group grades of evidence</b>												
<b>High certainty:</b> We are very confident that the true effect lies close to that of the estimate of the effect												
<b>Moderate certainty:</b> We are moderately confident in the effect estimate: The true effect is likely to be close to the estimate of the effect, but there is a possibility that it is substantially different												
<b>Low certainty:</b> Our confidence in the effect estimate is limited: The true effect may be substantially different from the estimate of the effect												
<b>Very low certainty:</b> We have very little confidence in the effect estimate: The true effect is likely to be substantially different from the estimate of effect												
<b>Risk of bias:</b> Study limitations												
<b>Inconsistency:</b> Unexplained heterogeneity across study findings												
<b>Indirectness:</b> Applicability or generalizability to the research question												
<b>Imprecision:</b> The confidence in the estimate of an effect to support a particular decision												
<b>Publication bias:</b> Selective publication of studies												

NB: Certainty ratings may be derived from evidence that includes pre-print articles, which have not been peer reviewed or published.

CI: Confidence interval; RR: Risk ratio; HR: Hazard Ratio

**Explanations**

- a. Post hoc analysis of patients with severe disease from Pan 2020 and Beigel 2020 may introduce bias.
- b. The 95% CI may not include a clinically meaningful effect.

Last updated November 15, 2022, and posted online at [www.idsociety.org/COVID19guidelines](http://www.idsociety.org/COVID19guidelines).

Please check website for most updated version of these guidelines.

- c. OIS for mortality: 1682
- d. The 95% CI cannot exclude the potential for benefit or harm. Also, few events do not meet the optimal information size.
- e. Serious adverse events calculated from severe study groups in Beigel 2020 & Wang 2020, not invasive mechanical ventilation/ECMO subgroup.

#### References

1. Beigel JH, Tomashek KM, Dodd LE, et al. Remdesivir for the Treatment of Covid-19 - Final Report. N Engl J Med **2020**; 383(19): 1813-26.
2. WHO Solidarity Trial Consortium, Pan H, Peto R, et al. Repurposed Antiviral Drugs for Covid-19 — Interim WHO Solidarity Trial Results. N Engl J Med **2021**; 384: 497-511.
3. Wang Y, Zhang D, Du G, et al. Remdesivir in adults with severe COVID-19: a randomised, double-blind, placebo-controlled, multicentre trial. Lancet **2020**; 395(10236): 1569-78.

## Famotidine

*Section last reviewed and updated 5/23/2022*

*Last literature search conducted 4/30/2022*

**Recommendation 18: Among ambulatory patients with mild-to-moderate COVID-19, the IDSA panel suggests against famotidine for the treatment of COVID-19 (Conditional recommendation<sup>††</sup>, Low certainty of evidence)**

**Recommendation 19: Among hospitalized patients with severe\* COVID-19, the IDSA panel suggests against famotidine for the treatment of COVID-19. (Conditional recommendation<sup>††</sup>, Low certainty of evidence)**

\*Severe illness is defined as patients with SpO<sub>2</sub> ≤94% on room air, including patients on supplemental oxygen.

<sup>††</sup>*The guideline panel concluded that the undesirable effects outweigh the desirable effects, though uncertainty still exists, and most informed people would choose the suggested course of action, while a substantial number would not.*

### ***Why is famotidine considered for treatment?***

Anecdotal reports from China and a cohort study from the United States had suggested that patients infected with SARS-CoV-2 who were receiving famotidine, an H<sub>2</sub>-receptor antagonist used for conditions such as gastroesophageal reflux and peptic ulcer disease, had improved survival *versus* those receiving proton pump inhibitors (PPIs) [162, 163]. This study led to interest in the drug, though no predominant theory describing a mechanism for its efficacy yet exists.

Our search identified two RCTs comparing treatment with famotidine against no famotidine among ambulatory persons with COVID-19 and persons hospitalized with severe COVID-19 [164, 165] ([Tables 18-19](#)).

### ***Summary of the evidence***

#### **Ambulatory patients with mild-to-moderate disease**

One patient and assessor blinded RCT examined high-dose famotidine at 80 mg three times daily for 14 days (n=27) vs placebo (n=28) in a predominantly younger population (35 years of age) at average risk for progression to severe disease [164]. Symptom resolution was the primary endpoint.

#### **Hospitalized patients with severe disease**

Oral famotidine at standard doses of 40 mg daily (n=89) vs placebo (n=89) was given to hospitalized patients with severe COVID-19 in an open-label RCT. The authors recorded symptom resolution, length of hospital stay, need for ICU care, need for mechanical ventilation, or death [165].

### ***Benefits***

#### **Ambulatory patients with mild-to-moderate disease**

Symptom resolution in ambulatory patients at day 28 failed to show or to exclude a beneficial effect of high-dose famotidine (RR: 1.1, 95% CI: 0.76, 1.58 – not directly reported but estimated from the survival curve; low CoE).

#### **Hospitalized patients with severe disease**

In hospitalized patients with severe COVID-19, famotidine at standard dose failed to show or exclude a beneficial effect on mortality, need for mechanical ventilation, or need for ICU care (RR: 0.89, 95% CI: 0.36, 2.2; RR: 0.88, 95% CI: 0.53, 1.45; RR: 0.9, 95% CI: 0.51, 1.58, respectively; all low CoE). Time to symptom resolution was shorter in the famotidine group (MD -0.9 days, 95% CI: -1.44, -0.36), as was length of hospital stay (MD -1.7 days, 95% CI: -2.77, -1.13), although due to lack of blinding these estimates remain less certain (low CoE) ([Table 19](#)).

### ***Harms***

At standard doses, famotidine is well tolerated. Common adverse events include diarrhea or constipation but occur in less than 5% of people. Severe adverse events occur in less than 1% of persons taking famotidine. Adverse events were rare in the ambulatory study examining high dose famotidine (RR: 0.69, 95% CI: 0.13, 3.8) and no severe adverse events were reported.

### ***Other considerations***

The panel determined the certainty of evidence for ambulatory patients with mild-to-moderate disease to be low due to concerns with imprecision due to small sample sizes and few events.

The panel determined the certainty of evidence for hospitalized patients with severe disease to be low due to concerns with risk of bias and imprecision from small sample sizes and few events.

### ***Conclusions and research needs for this recommendation***

The guideline panel suggests against famotidine for the sole purpose of treating COVID-19. Clinical trials with larger sample sized would be needed to determine the true effect of famotidine in patients with COVID-19 (**Supplementary Table s2**).

**Table 18.** GRADE evidence profile, Recommendation 18

**Question:** Famotidine compared to no famotidine for ambulatory patients with mild-to-moderate COVID-19

**Last reviewed and updated 5/17/2022**

Certainty assessment							№ of patients		Effect		Certainty	Importance
№ of studies	Study design	Risk of bias	Inconsistency	Indirectness	Imprecision	Other considerations	high-dose famotidine (80 mg tid)	no famotidine	Relative (95% CI)	Absolute (95% CI)		

**Symptom resolution (follow-up: 28 days)<sup>a</sup>**

1 <sup>1</sup>	randomized trials	not serious	not serious	not serious	very serious <sup>b</sup>	none	19/27 (70.4%) <sup>c</sup>	18/28 (64.3%)	<b>RR 1.10</b> (0.76 to 1.58)	<b>64 more per 1,000</b> (from 154 fewer to 373 more)	⊕⊕○○ LOW	CRITICAL
----------------	-------------------	-------------	-------------	-------------	---------------------------	------	----------------------------	---------------	----------------------------------	--	-------------	----------

**Adverse events<sup>d</sup>**

1 <sup>1</sup>	randomized trials	not serious	not serious	not serious	very serious <sup>b</sup>	none	2/27 (7.4%)	3/28 (10.7%)	<b>RR 0.69</b> (0.13 to 3.80)	<b>33 fewer per 1,000</b> (from 93 fewer to 300 more)	⊕⊕○○ LOW	IMPORTANT
----------------	-------------------	-------------	-------------	-------------	---------------------------	------	-------------	--------------	----------------------------------	--	-------------	-----------

**GRADE Working Group grades of evidence**

**High certainty:** We are very confident that the true effect lies close to that of the estimate of the effect

**Moderate certainty:** We are moderately confident in the effect estimate: The true effect is likely to be close to the estimate of the effect, but there is a possibility that it is substantially different

**Low certainty:** Our confidence in the effect estimate is limited: The true effect may be substantially different from the estimate of the effect

**Very low certainty:** We have very little confidence in the effect estimate: The true effect is likely to be substantially different from the estimate of effect

**Risk of bias:** Study limitations

**Inconsistency:** Unexplained heterogeneity across study findings

**Indirectness:** Applicability or generalizability to the research question

**Imprecision:** The confidence in the estimate of an effect to support a particular decision

**Publication bias:** Selective publication of studies

*NB: Certainty ratings may be derived from evidence that includes pre-print articles, which have not been peer reviewed or published.*

**CI:** Confidence interval; **RR:** Risk ratio

**Explanations**

- Time to symptom resolution was the primary end point. However, the authors reported a faster (earlier) rate of symptom resolution with famotidine. No deaths were encountered.
- Sparse data, few events and small sample size
- Only p-value reported; number of events estimated from survival curve graph.
- No serious adverse events were encountered. Transaminase elevation in 1 patient in both arms; nausea / vomiting in 1 patient with famotidine; thrombocytopenia and hives in 1 patient each in the placebo group.

**Reference**



Last updated November 15, 2022, and posted online at [www.idsociety.org/COVID19guidelines](http://www.idsociety.org/COVID19guidelines).  
Please check website for most updated version of these guidelines.

1. Brennan CM, Nadella S, Zhao X, et al. Oral famotidine versus placebo in non-hospitalised patients with COVID-19: a randomised, double-blind, data-intensive, phase 2 clinical trial. *Gut* **2022**; 71(5): 879-88.

**Table 19.** GRADE evidence profile, Recommendation 19

**Question:** Famotidine compared to no famotidine for hospitalized patients with severe COVID-19

*Last reviewed and updated 5/17/2022*

Certainty assessment							№ of patients		Effect		Certainty	Importance
№ of studies	Study design	Risk of bias	Inconsistency	Indirectness	Imprecision	Other considerations	famotidine	no famotidine	Relative (95% CI)	Absolute (95% CI)		
<b>Mortality</b>												
1 <sup>1</sup>	randomized trials	serious <sup>a</sup>	not serious	not serious	serious <sup>b</sup>	none	8/89 (9.0%)	9/89 (10.1%)	<b>RR 0.89</b> (0.36 to 2.20)	<b>11 fewer per 1,000</b> (from 65 fewer to 121 more)	⊕⊕○○ LOW	CRITICAL
<b>Mechanical ventilation</b>												
1 <sup>1</sup>	randomized trials	serious <sup>a</sup>	not serious	not serious	serious <sup>b</sup>	none	21/89 (23.6%)	24/89 (27.0%)	<b>RR 0.88</b> (0.53 to 1.45)	<b>32 fewer per 1,000</b> (from 127 fewer to 121 more)	⊕⊕○○ LOW	CRITICAL
<b>ICU care</b>												
1 <sup>1</sup>	randomized trials	serious <sup>a</sup>	not serious	not serious	serious <sup>b</sup>	none	18/89 (20.2%)	20/89 (22.5%)	<b>RR 0.90</b> (0.51 to 1.58)	<b>22 fewer per 1,000</b> (from 110 fewer to 130 more)	⊕⊕○○ LOW	CRITICAL
<b>Time to symptom free</b>												
1 <sup>1</sup>	randomized trials	serious <sup>a</sup>	not serious	not serious	serious <sup>b</sup>	none	89	89	-	<b>MD 0.9 days fewer</b> (1.44 fewer to 0.36 fewer)	⊕⊕○○ LOW	IMPORTANT
<b>Length of hospital stay</b>												
1 <sup>1</sup>	randomized trials	serious <sup>a</sup>	not serious	not serious	serious <sup>b</sup>	none	89	89	-	<b>MD 1.7 days fewer</b> (2.77 fewer to 1.13 fewer)	⊕⊕○○ LOW	IMPORTANT

**Serious adverse events**

Certainty assessment							№ of patients		Effect		Certainty	Importance
№ of studies	Study design	Risk of bias	Inconsistency	Indirectness	Imprecision	Other considerations	famotidine	no famotidine	Relative (95% CI)	Absolute (95% CI)		
0	observational studies						Post-marketing and registrational reported common adverse events include constipation (1.2%-1.4%), diarrhea (1.7%), dizziness (1.3%) and headache (1%-4.7%), but overall famotidine is well tolerated. Rare but serious adverse events (<1%) include: Stevens-Johnson syndrome, toxic epidermal necrolysis, necrotizing enterocolitis, anaphylaxis, angioedema, rhabdomyolysis, seizure, hospital-acquired pneumonia, interstitial pneumonia. (Micromedex)				-	CRITICAL
<p><b>GRADE Working Group grades of evidence</b>  <b>High certainty:</b> We are very confident that the true effect lies close to that of the estimate of the effect  <b>Moderate certainty:</b> We are moderately confident in the effect estimate: The true effect is likely to be close to the estimate of the effect, but there is a possibility that it is substantially different  <b>Low certainty:</b> Our confidence in the effect estimate is limited: The true effect may be substantially different from the estimate of the effect  <b>Very low certainty:</b> We have very little confidence in the effect estimate: The true effect is likely to be substantially different from the estimate of effect</p> <p><b>Risk of bias:</b> Study limitations  <b>Inconsistency:</b> Unexplained heterogeneity across study findings  <b>Indirectness:</b> Applicability or generalizability to the research question  <b>Imprecision:</b> The confidence in the estimate of an effect to support a particular decision  <b>Publication bias:</b> Selective publication of studies</p>												

*NB: Certainty ratings may be derived from evidence that includes pre-print articles, which have not been peer reviewed or published.*

**CI:** Confidence interval; **MD:** Mean difference; **RR:** Risk ratio

**Explanations**

- a. Unclear allocation concealment in an unblinded study
- b. Sparse data, small number of events or patients

**Reference**

1. Pahwani S, Kumar M, Aperia F, et al. Efficacy of Oral Famotidine in Patients Hospitalized With Severe Acute Respiratory Syndrome Coronavirus 2. *Cureus* **2022**; 14(2): e22404.

## Neutralizing Antibodies for Pre-Exposure and Post-Exposure Prophylaxis

*Section last reviewed and updated 5/23/2022*

*Last literature search conducted 4/30/2022*

### Resources:

- [CDC: SARS-CoV-2 variants](#)
- [FDA: Qualifications for SARS-CoV-2 exposure](#)
- [FDA: EUA for Evusheld™ \(tixagevimab co-packaged with cilgavimab\)](#)
- [NIH: National Center for Advancing Translational Science](#)

**Recommendation 20:** In moderately or severely immunocompromised individuals\* at increased risk for inadequate immune response to COVID-19 vaccine or for persons for whom COVID-19 vaccine is not recommended due to a documented serious adverse reaction to the vaccine, the IDSA guideline panel suggests pre-exposure prophylaxis with tixagevimab/cilgavimab rather than no tixagevimab/cilgavimab, when predominant regional variants\*\* are susceptible\*\*\* to the agent (Conditional recommendation†, Low certainty of evidence)

### Remarks:

- Dosing for tixagevimab/cilgavimab is 300 mg of tixagevimab and 300 mg of cilgavimab administered as two separate consecutive intramuscular injections once.

\*See [Figure 2](#) below

\*\*For current information on circulating SARS-CoV-2 variants in the United States, please visit the [CDC website](#).

\*\*\*For in vitro susceptibility information of SARS-CoV-2 variants, please visit [Stanford University's Coronavirus Antiviral & Resistance Database](#).

**Figure 2.** FDA EUA criteria for the use of tixagevimab/cilgavimab for pre-exposure prophylaxis of COVID-19 in moderately or severely immunocompromised patients<sup>1</sup>

According to the FDA Emergency Use Authorization of Evusheld, medical conditions or treatments that may result in moderate to severe immune compromise include but are not limited to:

- Active treatment for solid tumor and hematologic malignancies
- Receipt of solid-organ transplant and taking immunosuppressive therapy
- Receipt of chimeric antigen receptor (CAR)-T-cell or hematopoietic stem cell transplant (within 2 years of transplantation or taking immunosuppression therapy)
- Moderate or severe primary immunodeficiency (e.g., DiGeorge syndrome, Wiskott-Aldrich syndrome)
- Advanced or untreated HIV infection (people with HIV and CD4 cell counts <200mm<sup>3</sup>, history of an AIDS-defining illness without immune reconstitution, or clinical manifestations of symptomatic HIV)
- Active treatment with high-dose corticosteroids (i.e., ≥20 mg prednisone or equivalent per day when administered for ≥2 weeks), alkylating agents, antimetabolites, transplant-related immunosuppressive drugs, cancer chemotherapeutic agents classified as severely immunosuppressive, tumor-necrosis (TNF) blockers, and other biologic agents that are immunosuppressive or immunomodulatory (e.g., B-cell depleting agents)

#### Reference

1. U.S. Food and Drug Administration. Fact Sheet for Healthcare Providers: Emergency Use Authorization of Evusheld™. Available at: <https://www.fda.gov/media/154701/download>. Accessed 22 December 2021.

**Figure 3.** FDA EUA criteria for the use of tixagevimab/cilgavimab for pre-exposure prophylaxis of COVID-19<sup>1</sup>

This EUA for the use of the unapproved products tixagevimab and cilgavimab for pre-exposure prophylaxis in adults and pediatric individuals (12 years of age and older weighing at least 40 kg) who are:

- Not currently infected with SARS-CoV-2 and who have not had a known recent exposure to an individual infected with SARS-CoV-2 **AND**:
  - have moderate to severe immune compromise due to a medical condition **OR** receipt of immunosuppressive medications or treatments **AND** may not mount an adequate immune response to COVID-19 vaccination **OR**
  - For whom vaccination with any available COVID-19 vaccine, according to the approved or authorized schedule, is not recommended due to a history of severe adverse reaction (e.g., severe allergic reaction) to a COVID-19 vaccine(s) and/or a COVID-19 vaccine component(s).

#### Reference

1. U.S. Food and Drug Administration. Fact Sheet for Healthcare Providers: Emergency Use Authorization of Evusheld™. Available at: <https://www.fda.gov/media/154701/download>. Accessed 22 December 2021.

**Recommendation 21:** In persons exposed to COVID-19 who are at high risk of progression to severe COVID-19, the IDSA guideline panel suggests post-exposure casirivimab/imdevimab only when predominant regional variants\* are susceptible to the agent\*\*. (Conditional recommendation†, Low certainty of evidence)

*\*For current information on circulating SARS-CoV-2 variants in the United States, please visit the [CDC website](#).*

*\*\*For in vitro susceptibility information of SARS-CoV-2 variants, please visit [Stanford University's Coronavirus Antiviral & Resistance Database](#).*

*†The guideline panel concluded that the desirable effects outweigh the undesirable effects, though uncertainty still exists, and most informed people would choose the suggested course of action, while a substantial number would not.*

### ***Why are neutralizing antibodies considered for prophylaxis?***

Neutralizing antibodies directed at the receptor-binding domain of SARS-CoV-2 spike protein have been evaluated as prophylactic agents for COVID-19. In animal models there is evidence that antibody therapy may more rapidly reduce viral load in the upper and lower airways of infected animals resulting in reduced viral-induced pathology, demonstrating *in vivo* prophylactic and treatment efficacy [166, 167]. Additionally, antibody mediated enhancement of disease, a theoretical adverse effect of neutralizing antibody prophylaxis, has not been detected in animal models or seen in clinical studies [167]. In a large, randomized study of unvaccinated nursing home patients and staff where there was at least one confirmed case of COVID-19 at the facility, a single dose of bamlanivimab appeared to significantly reduce the incidence of “mild or worse” COVID-19 among the nursing home residents [168].

Potential advantages of neutralizing antibodies include the ability to standardize the amount of neutralizing activity and the possibility of conferring protection more rapidly than with vaccine-induced immune responses (which generally take several weeks).

As the pandemic progressed, new SARS CoV-2 variants emerged with reduced neutralizing susceptibility to various anti-SARS-CoV-2 monoclonal antibodies (mAb) in assays performed using infectious (also referred to as authentic) and pseudotyped viruses. For example, the first two authorized mAb combinations, bamlanivimab/etesevimab and casirivimab/imdevimab, have been found to be largely inactive against the Omicron BA.1 and BA.2 variants.

In a meta-analysis published as a preprint, the combination of tixagevimab/cilgavimab displayed a median 86-fold (IQR: 27-151) reduction in activity against Omicron BA.1 in 15 studies, and a median 5.4-fold (IQR: 3.7-6.9) reduction in activity against Omicron BA.2 in six studies.

As a result of the reduced susceptibility of tixagevimab/cilgavimab to the BA.1 variant, the FDA recommended on February 24, 2022, that the dosage for each mAb in this combination be increased from 150 mg to 300 mg intramuscularly.

### ***Summary of the evidence***

#### **Tixagevimab/cilgavimab**

Our search identified one randomized controlled trial (RCT) reporting on pre-exposure prophylaxis (PrEP) with a single dose of intramuscular tixagevimab/cilgavimab administration in adults  $\geq 18$  years of age who are at increased risk of inadequate response to COVID-19 vaccination or SARS-CoV-2 infection [169, 170]. Patients included were those that were either age  $\geq 60$  years, immunocompromised, had severe renal or liver impairment, COPD, or those who had an increased risk of exposure including those working in healthcare or living in congregate living settings. All participants had a negative SARS-CoV-2 serology test result at screening, had no history of SARS-CoV-2 infection, and had not received vaccine or biologic indicated for prevention of SARS-CoV-2 or COVID-19. Study participants received a single combined 300 mg intramuscular dose of the combination of tixagevimab (150 mg)/cilgavimab (150 mg).

#### **Casirivimab/imdevimab**

Our search identified one RCT reporting on post-exposure prophylaxis (PEP) with neutralizing antibodies (combination of casirivimab/imdevimab) for patients exposed to COVID-19 who are at high risk of progression to severe disease [171] ([Table 21](#)).

One RCT reported on 1,505 persons testing negative for SARS-CoV-2 infection (by reverse-transcriptase-quantitative polymerase-chain-reaction assay [RT-qPCR]) within 96 hours following household contact with a diagnosis of SARS-CoV-2 infection [171]. Of those included in the trial, 30.5% participants were categorized as having a high risk of COVID-19 (e.g.,  $\geq 65$  years of age, body mass index [BMI]  $\geq 35$ , chronic kidney disease, etc.). Participants in the treatment group received a total dose of 1200 mg of casirivimab/imdevimab subcutaneously.

### ***Benefits***

#### Tixagevimab/cilgavimab

PrEP with tixagevimab/cilgavimab appears to have little or no effect on mortality through a median of 6 months (RR: 0.50; 95% CI: 0.13, 2.0; absolute risk reduction: 1 fewer per 1,000 [from 2 fewer to 2 more]; moderate CoE). Symptomatic COVID-19 infection within six months after administration was reduced in those who received tixagevimab/cilgavimab compared to placebo (RR: 0.18; 95% CI: 0.09, 0.35; moderate CoE).

#### Casirivimab/imdevimab

Persons receiving post-exposure prophylaxis with casirivimab/imdevimab reduced symptomatic SARS-CoV-2 infection from 7.8% to 1.5% (RR: 0.19; 95% CI: 0.10, 0.35; moderate CoE). Of the 70 persons who developed symptomatic infection, those who received casirivimab/imdevimab rather than placebo experienced a shorter duration of symptoms (MD: -2.0 weeks; 95% CI: -2.91, -1.09; low CoE).

### ***Harms***

#### Tixagevimab/cilgavimab

Serious adverse events were not meaningfully different in those that received PrEP with tixagevimab/cilgavimab compared to placebo (RR: 1.09; 95% CI: 0.67, 1.78; moderate CoE).



### Casirivimab/imdevimab

Serious treatment-emergent adverse events may be less frequent among persons receiving casirivimab/imdevimab compared to those receiving placebo; however, this may not be meaningfully different from those receiving placebo (RR: 0.66; 95% CI: 0.30, 1.47; low CoE).

### ***Other considerations***

#### Tixagevimab/cilgavimab

The panel agreed that the overall certainty of evidence for PrEP with tixagevimab/cilgavimab was low due to concerns with the generalizability of the trial population to the FDA-authorized indications (e.g., immunocompromised persons) and low number of events (fragility of results). The panel noted concerns with feasibility at different centers given the large number of potentially eligible individuals and supply constraints.

#### Casirivimab/imdevimab

The panel agreed that the overall certainty of evidence for post-exposure prophylaxis with casirivimab/imdevimab was low due to low number of events (fragility of results). The panel notes some indirectness between the trial participants (30.5% with any high-risk factor for COVID) and the current approved indications for post-exposure prophylaxis within the EUA.

### ***Conclusions and research needs for this recommendation***

#### Tixagevimab/cilgavimab

The guideline panel suggests PrEP with tixagevimab/cilgavimab in moderately or severely immunocompromised individuals at increased risk for inadequate immune response to COVID-19 vaccine or for whom COVID-19 vaccine is not recommended due to documented severe reactions to the COVID-19 vaccine. Data on the efficacy of pre-exposure prophylaxis specifically in immunocompromised individuals who have received COVID-19 vaccines are needed.

#### Casirivimab/imdevimab

Last updated November 15, 2022, and posted online at [www.idsociety.org/COVID19guidelines](http://www.idsociety.org/COVID19guidelines).  
Please check website for most updated version of these guidelines.

The guideline panel suggests against post-exposure casirivimab/imdevimab unless predominant regional variants are susceptible to the agent.

**Table 20.** GRADE evidence profile, Recommendation 20

**Question:** Tixagevimab/cilgavimab compared to no tixagevimab/cilgavimab for pre-exposure prophylaxis in adults at increased risk for inadequate immune response to COVID-19 vaccine or for whom COVID-19 vaccine is not recommended

Last reviewed and updated 12/23/2021

Certainty assessment							№ of patients		Effect		Certainty	Importance
№ of studies	Study design	Risk of bias	Inconsistency	Indirectness	Imprecision	Other considerations	tixagevimab/cilgavimab	no tixagevimab/cilgavimab	Relative (95% CI)	Absolute (95% CI)		
<b>All-cause mortality (follow-up: median 6 months)</b>												
1 <sup>1,2</sup>	randomized trials	not serious <sup>a</sup>	not serious	serious <sup>b,c</sup>	serious <sup>d</sup>	none	4/3461 (0.1%)	4/1736 (0.2%)	<b>RR 0.50</b> (0.13 to 2.00)	<b>1 fewer per 1,000</b> (from 2 fewer to 2 more)	⊕⊕○○ LOW	CRITICAL
<b>Symptomatic COVID-19 (follow-up: median 6 months; assessed with: RT-PCR-positive symptomatic illness)</b>												
1 <sup>1,2</sup>	randomized trials	not serious	not serious	serious <sup>c</sup>	serious <sup>d</sup>	none	11/3441 (0.3%)	31/1731 (1.8%)	<b>HR 0.17</b> (0.08 to 0.33)	<b>15 fewer per 1,000</b> (from 16 fewer to 12 fewer)	⊕⊕○○ LOW	CRITICAL
<b>Serious adverse events (follow-up: median 83 days)</b>												
1 <sup>1,2</sup>	randomized trials	not serious	not serious	serious <sup>c</sup>	serious <sup>d</sup>	none	50/3461 (1.4%)	23/1736 (1.3%)	<b>RR 1.09</b> (0.67 to 1.78)	<b>1 more per 1,000</b> (from 4 fewer to 10 more)	⊕⊕○○ LOW	CRITICAL
<b>GRADE Working Group grades of evidence</b>												
<p><b>High certainty:</b> We are very confident that the true effect lies close to that of the estimate of the effect</p> <p><b>Moderate certainty:</b> We are moderately confident in the effect estimate: The true effect is likely to be close to the estimate of the effect, but there is a possibility that it is substantially different</p> <p><b>Low certainty:</b> Our confidence in the effect estimate is limited: The true effect may be substantially different from the estimate of the effect</p> <p><b>Very low certainty:</b> We have very little confidence in the effect estimate: The true effect is likely to be substantially different from the estimate of effect</p>												
<p><b>Risk of bias:</b> Study limitations</p> <p><b>Inconsistency:</b> Unexplained heterogeneity across study findings</p> <p><b>Indirectness:</b> Applicability or generalizability to the research question</p> <p><b>Imprecision:</b> The confidence in the estimate of an effect to support a particular decision</p> <p><b>Publication bias:</b> Selective publication of studies</p>												

NB: Certainty ratings may be derived from evidence that includes pre-print articles, which have not been peer reviewed or published.

CI: Confidence interval; HR: Hazard ratio; RR: Risk ratio

**Last updated November 15, 2022, and posted online at [www.idsociety.org/COVID19guidelines](http://www.idsociety.org/COVID19guidelines).  
Please check website for most updated version of these guidelines.**

### **Explanations**

- a. Possible misclassification bias due to unequal rate of drop-outs after unblinding.
- b. 2 deaths in the control arm were attributed to COVID-19.
- c. Trial population indirect to the population indicated within the FDA EUA (e.g., immunocompromised).
- d. Small number of events; fragility present.

### **References**

1. U.S. Food and Drug Administration. FACT SHEET FOR HEALTHCARE PROVIDERS: EMERGENCY USE AUTHORIZATION FOR EVUSHELD™ (tixagevimab co-packaged with cilgavimab). Available at: <https://www.fda.gov/media/154701/download>. Accessed 22 December 2021.
2. Levin M, Ustianowski A, De Wit S, et al. Intramuscular AZD7442 (tixagevimab/cilgavimab) for prevention of COVID-19. **2021**: [Under review].

**Table 21.** GRADE evidence profile, Recommendation 21

**Question:** Prophylactic casirivimab/imdevimab compared to no prophylactic casirivimab/imdevimab for persons exposed to COVID-19 at high risk for progression to severe disease

*Developed 8/17/2021; last reviewed 9/19/2021*

Certainty assessment							№ of patients		Effect		Certainty	Importance
№ of studies	Study design	Risk of bias	Inconsistency	Indirectness	Imprecision	Other considerations	prophylactic casirivimab /imdevimab	no prophylactic casirivimab/ imdevimab	Relative (95% CI)	Absolute (95% CI)		
<b>Symptomatic SARS-CoV-2 infection (1,200 mg SC) (follow-up: 28 days; assessed with: RT-qPCR plus broad-term definition)</b>												
1 <sup>1</sup>	randomized trials	not serious	not serious	not serious	serious <sup>a</sup>	none	11/753 (1.5%)	59/752 (7.8%)	RR 0.19 (0.10 to 0.35)	64 fewer per 1,000 (from 71 fewer to 51 fewer)	⊕⊕⊕○ MODERATE	CRITICAL
<b>Duration of symptomatic infection (1,200 mg SC)</b>												
1 <sup>1</sup>	randomized trials	not serious	not serious	not serious	very serious <sup>a</sup>	none	11	59	-	MD 2 weeks fewer (2.91 fewer to 1.09 fewer)	⊕⊕○○ LOW	CRITICAL
<b>COVID-19 related hospitalizations or ER visits (1,200 mg SC) (follow-up: 28 days)</b>												
1 <sup>1</sup>	randomized trials	not serious	not serious	not serious <sup>b</sup>	very serious <sup>a,c</sup>	none	0/753 (0.0%)	4/752 (0.5%)	RR 0.11 (0.01 to 2.06)	5 fewer per 1,000 (from 5 fewer to 6 more)	⊕⊕○○ LOW	CRITICAL
<b>Serious treatment-emergent adverse events (1,200 mg SC) (follow-up: 28 days)</b>												
1 <sup>1</sup>	randomized trials	not serious	not serious	serious <sup>d</sup>	serious <sup>a,c</sup>	none	10/1311 (0.8%)	15/1306 (1.1%)	RR 0.66 (0.30 to 1.47)	4 fewer per 1,000 (from 8 fewer to 5 more)	⊕⊕○○ LOW	CRITICAL
<b>GRADE Working Group grades of evidence</b>												
High certainty: We are very confident that the true effect lies close to that of the estimate of the effect												
Moderate certainty: We are moderately confident in the effect estimate: The true effect is likely to be close to the estimate of the effect, but there is a possibility that it is substantially different												
Low certainty: Our confidence in the effect estimate is limited: The true effect may be substantially different from the estimate of the effect												
Very low certainty: We have very little confidence in the effect estimate: The true effect is likely to be substantially different from the estimate of effect												

**Risk of bias:** Study limitations  
**Inconsistency:** Unexplained heterogeneity across study findings  
**Indirectness:** Applicability or generalizability to the research question  
**Imprecision:** The confidence in the estimate of an effect to support a particular decision  
**Publication bias:** Selective publication of studies

*NB: Certainty ratings may be derived from evidence that includes pre-print articles, which have not been peer reviewed or published.*

**CI:** Confidence interval; **RR:** Risk ratio; **MD:** Mean difference

#### **Explanations**

- a. Small number of events; fragility present
- b. COVID-19 related hospitalizations is a surrogate for ICU admission, mechanical ventilation and death. Not rated down.
- c. 95% CI cannot exclude meaningful harm
- d. Serious treatment emergent adverse events reported for entire study population (including symptomatic and asymptomatic) and may not be generalizable to seronegative population.

#### **Reference**

1. O'Brien MP, Forleo-Neto E, Musser BJ, et al. Subcutaneous REGEN-COV Antibody Combination to Prevent Covid-19. *N Engl J Med* 2021; 385: 1184-95.

## Neutralizing Antibodies for Treatment

*Section last reviewed and updated 5/23/2022*

*Last literature search conducted 4/30/2022*

### Resources:

- [CDC: SARS-CoV-2 variants](#)
- [FDA: Qualifications for SARS-CoV-2 exposure](#)

**Recommendation 22: Among ambulatory patients with mild-to-moderate COVID-19 at high risk for progression to severe disease, the IDSA guideline panel suggests treatment with anti-SARS-CoV-2 monoclonal antibodies with activity\*\* against the predominant regional variants\* within 7 days of symptom onset rather than no anti-SARS-CoV-2 monoclonal antibodies. (Conditional recommendation†, Moderate certainty of evidence)**

- **Remarks:**
  - The evolving nature of variants may necessitate recommendations based on clinical data accrued using agents that are no longer effective against the predominant circulating variants, combined with *in vitro* data for newer agents.
  - Patients with mild-to-moderate COVID-19 who are at high risk of progression to severe disease admitted to the hospital for reasons other than COVID-19 may also receive treatment with anti-SARS-CoV-2 monoclonal antibodies with activity against the predominant regional variant.
  - Although bebtelovimab has shown *in vitro* activity against Omicron sub-variant BA.2, in contrast with previous monoclonal antibodies, clinical safety and efficacy data are sparse with no comparative data in high-risk patients, limiting use to patients who are not candidates for alternative treatments. Patients who place a higher value on greater certainty of benefit may reasonably decline bebtelovimab.

†The guideline panel concluded that the desirable effects outweigh the undesirable effects, though uncertainty still exists, and most informed people would choose the suggested course of action, while a substantial number would not.

\*For current information on circulating SARS-CoV-2 variants in the United States, please visit the [CDC website](#).

\*\*For in vitro susceptibility information for SARS-CoV-2 variants, please visit [Stanford University's Coronavirus Antiviral & Resistance Database](#).

**Figure 4.** Risk factors for the progression to severe COVID-19 or hospitalization per FDA EUA 1,2,3,a

**The following medical conditions or other factors may place adults and pediatric patients (age 12-17 years and weighing at least 40 kg) at higher risk for progression to severe COVID-19:**

- Older age (for example  $\geq 65$  years of age)
- Obesity or being overweight (for example, adults with BMI  $> 25$  kg/m<sup>2</sup>, or if age 12-17, have BMI  $\geq 85$ th percentile for their age and gender based on CDC growth charts)
- Pregnancy
- Chronic kidney disease
- Diabetes
- Immunosuppressive disease or immunosuppressive treatment
- Cardiovascular disease (including congenital heart disease) or hypertension
- Chronic lung diseases (for example, chronic obstructive pulmonary disease, asthma [moderate to severe], interstitial lung disease, cystic fibrosis and pulmonary hypertension)
- Sickle cell disease
- Neurodevelopmental disorders (for example, cerebral palsy) or other conditions that confer medical complexity (for example, genetic or metabolic syndromes and severe congenital anomalies)
- Having a medical-related technological dependence (for example, tracheostomy, gastrostomy, or positive pressure ventilation [not related to COVID-19])

a. These criteria refer to Recommendation 22

## References



**Last updated November 15, 2022, and posted online at [www.idsociety.org/COVID19guidelines](http://www.idsociety.org/COVID19guidelines).  
Please check website for most updated version of these guidelines.**

1. U.S. Food and Drug Administration. Fact Sheet for Health Care Providers: Emergency Use Authorization (EUA) of Bamlanivimab and Etesevimab. Available at: <https://www.fda.gov/media/145808/download>. Accessed 13 June 2021.
2. U.S. Food and Drug Administration. Fact Sheet for Health Care Providers: Emergency Use Authorization (EUA) of Casirivimab and Imdevimab. Available at: <https://www.fda.gov/media/143894/download>. Accessed 13 June 2021.
3. U.S. Food and Drug Administration. Fact Sheet for Health Care Providers: Emergency Use Authorization (EUA) of Sotrovimab. Available at: <https://www.fda.gov/media/149535/download>. Accessed 13 June 2021.

### ***Why are neutralizing antibodies considered for treatment?***

Neutralizing antibodies directed at the receptor-binding domain of SARS-CoV-2 spike protein have been evaluated as therapeutic agents for COVID-19. In animal models there is evidence that antibody therapy may more rapidly reduce viral load in the upper and lower airways of infected animals, resulting in reduced viral-induced pathology [166, 167]. Additionally, antibody-mediated enhancement of disease, a theoretical adverse effect of neutralizing antibody therapy, has not been detected in animal models or in clinical studies [167].

Potential advantages of neutralizing antibodies include the ability to standardize the amount of neutralizing activity and the possibility of conferring protection more rapidly than with vaccine-induced immune responses (which generally take several weeks).

As the pandemic has progressed, new SARS CoV-2 variants have emerged with reduced neutralizing susceptibility to various anti-SARS-CoV2 monoclonal antibodies in assays performed using infectious (also referred to as authentic) and pseudotyped viruses. For example, the first two authorized monoclonal antibody combinations, bamlanivimab/etesevimab and casirivimab/imdevimab, have been found to be largely inactive against the Omicron BA.1 and BA.2 variants. As a result, the FDA limited use of these products only to geographic regions where susceptible variants are likely, of which there are none remaining in the U.S.

In a meta-analysis published as a preprint, sotrovimab displayed a median 4.0-fold (IQR: 2.6 – 6.9) reduction in activity against Omicron BA.1 in 34 studies, and a median 17-fold (IQR: 13-30) reduction in activity against Omicron BA.2 in 12 studies [172]. In this same meta-analysis, the combination of cilgavimab/tixagevimab displayed a median 86-fold (IQR: 27-151) reduction in activity against Omicron BA.1 in 15 studies, and a median 5.4-fold (IQR: 3.7-6.9) reduction in activity against Omicron BA.2 in six studies. In eight studies assessing activity against Omicron BA.1 and six studies against Omicron BA.2, bebtelovimab displayed no reduction in activity.

As a result of the high proportion of cases in the U.S. arising from Omicron BA.2, the FDA discontinued the authorization of sotrovimab for treating SARS-CoV-2 infections on April 5, 2022. Despite limited clinical efficacy data, bebtelovimab was authorized for outpatient treatment of high-risk patients with COVID-19 primarily based on its *in vitro* activity.

### **Summary of the evidence**

Our search identified six publications of five RCTs reporting on treatment with neutralizing antibodies (bamlanivimab, combination of casirivimab/imdevimab, combination of bamlanivimab/etesevimab, or sotrovimab) for patients with COVID-19 [173-178] ([Tables 22-24](#)). Due to clinical heterogeneity of the outcome measures across studies, meta-analyses combining the different neutralizing antibodies were not considered appropriate.

One RCT, stopped early for futility, reported on hospitalized patients with COVID-19 randomized to treatment with either a single infusion of bamlanivimab (7000 mg) or placebo (ACTIV-3/TICO) [174]. One phase II/III RCT reported on non-hospitalized patients (adults as well as children aged 12 and up) considered at high risk for progression to severe disease who were within three days of their first positive test for SARS-CoV-2 and were randomized to a single infusion of bamlanivimab 2800 mg/etesevimab 2800 mg or placebo [175]. One phase II RCT reported on non-hospitalized patients with recently diagnosed mild or moderate COVID-19 randomized to treatment with either a single infusion of neutralizing antibody bamlanivimab in one of three doses (700 mg, 2800 mg, or 7000 mg) or placebo [173].

One phase III RCT assessed a single infusion of either 1200 mg or 2400 mg of casirivimab/imdevimab in non-hospitalized participants with mild-to-moderate COVID-19 [177]. In the original phase of this trial, participants without risk factors for severe disease were included; however, 1,040 participants were removed after randomization and not analyzed as they had no risk factors for severe disease. In the amended phase of this investigation, all participants were considered at high risk for severe disease. Another phase III RCT also reported on non-hospitalized participants with mild-to-moderate COVID-19 who were at risk for severe disease [176]. Participants in this study received a single infusion of sotrovimab 500 mg. Unlike previous studies, this study did exclude participants with immunocompromising conditions.

Additional clinical data from the PVAH/BLAZE-4 trials were obtained from the manufacturer's fact sheet supporting the EUA for bebtelovimab. Treatment arms 9 through 11 compared bebtelovimab alone to placebo in patients at low risk for COVID-19. Although an additional arm included patients at high risk for progression to severe COVID-19, bebtelovimab was not studied against placebo but rather against combination neutralizing antibodies, precluding estimates of effectiveness against usual care in this population [179].

## **Benefits**

### Bamlanivimab/etesevimab

*[NOTE: On January 24, 2022, FDA limited EUA for bamlanivimab/etesevimab to patients likely to have been infected with or exposed to a variant that is susceptible to this treatment. At present (5/19/22), nowhere in the US meets this criterion, and the drug is not available.] [180]*

In ambulatory persons at high risk for severe COVID-19, bamlanivimab/etesevimab demonstrated an absolute mortality reduction of 1.9% (95% CI includes a minimum of 0.7% reduction in mortality) as no deaths were seen by day 29 in the 518 persons treated with bamlanivimab/etesevimab compared to 10 deaths in the 517 persons who received placebo. However, due to the small number of events (10, of which nine were believed to be the result of COVID-19), the certainty of evidence was low due to imprecision. Bamlanivimab/etesevimab demonstrated a lower relative risk of COVID-19 related hospitalizations (defined as  $\geq 24$  hours of acute care) through day 29 compared to no bamlanivimab/etesevimab (RR: 0.30; 95% CI: 0.16, 0.59; low CoE). Ambulatory persons who received bamlanivimab/etesevimab had a lower relative risk of persistently high viral load at day seven compared to no bamlanivimab/etesevimab (RR: 0.34; 95% CI: 0.25-0.46; low CoE).

### Casirivimab/imdevimab

*[NOTE: On January 24, 2022, FDA limited EUA for casirivimab/imdevimab to patients likely to have been infected with or exposed to a variant that is susceptible to this treatment. At present (5/19/22), nowhere in the US meets this criterion, and the drug is not available] [180]*

Concerns were raised by the panel whether bias could have been introduced by excluding 1040 persons post-randomization (2400-mg dose group) due to lack of risk factors for severe disease. Therefore, the panel used the amended phase (1200-mg dose) full data set to inform the effect estimates as no exclusions were reported. Sensitivity analyses were carried out to test the robustness of this approach by either adding the 2400-mg to the 1200-mg dose data set or by formally pooling both effect estimates using fixed effects model; these sensitivity analyses resulted in little to no relevant differences in the findings. In addition, the amended phase lower dose (1200 mg) results also served as confirmation that the latest EUA recommended dosing appears to be equally effective as the previously authorized higher dose.

Among ambulatory persons with at least one risk factor for severe disease, there was no difference in 29-day mortality in persons treated with casirivimab/imdevimab compared to no casirivimab/imdevimab 1200 mg (RR: 1.02; 95% CI: 0.06, 16.20; low CoE). However, there was a lower relative risk of hospitalization in persons treated with casirivimab/imdevimab 1200 mg (RR: 0.27; CI: 0.11, 0.65; moderate CoE).

### Sotrovimab

*[NOTE: On April 5, 2022, sotrovimab is no longer authorized to treat COVID-19 in any U.S. region due to increases in the proportion of COVID-19 cases caused by the Omicron BA.2 sub-variant]*  
[181]

Among ambulatory persons with at least one risk factor for severe disease, sotrovimab demonstrated a lower relative risk of mortality compared to no sotrovimab (RR: 0.20; 95% CI: 0.01, 4.16, low CoE). The moderate certainty of evidence was due to imprecision as there were no mortality events in those who received sotrovimab and two deaths in the placebo arm. Among ambulatory persons, sotrovimab use was associated with a lower relative risk of hospitalization, compared to no sotrovimab (RR: 0.21; 95% CI: 0.09-0.50; moderate CoE). Persons receiving sotrovimab had a lower progression to severe or critical disease compared to no sotrovimab (RR: 0.25; 95% CI: 0.11, 0.57; moderate CoE).

### Bebtelovimab monotherapy

Among ambulatory persons, the limited data available for bebtelovimab failed to show or to exclude a beneficial effect on hospitalizations (RR: 1.02; 95% CI: 0.15, 7.16; very low CoE). The very low certainty was due to extremely serious imprecision as only 2 events occurred in each study arm, making the estimate uninformative. No deaths were reported, likely due to a combination of the low-risk population and small sample size. The panel did not consider additional outcomes such as persistently high viral load by day 7 (no significant difference) or time to sustained symptom resolution (6 vs. 8 days in placebo), as the clinical relevance of those outcomes remained uncertain and judged as not critical for decision making.

### Bamlanivimab monotherapy

*[NOTE: On April 16, 2021, FDA revoked EUA for monoclonal antibody bamlanivimab.]* [182]

Among ambulatory persons, bamlanivimab demonstrated a lower relative risk of hospitalization, including visits to the emergency room, compared to no bamlanivimab (RR: 0.26; 95% CI: 0.09, 0.75; very low CoE). The very low certainty of evidence was due to indirectness, as the treatment may not have been provided to enough persons at risk of developing severe disease to be representative of the general population, and imprecision, due to few events recorded. Bamlanivimab may increase viral clearance at three days (mean difference [MD]: -0.49; 95% CI: -0.87, -0.11; low CoE); however, there may not be a meaningful difference at 11 days as measured by change from baseline SARS-CoV-2 viral load (MD: -0.22; 95% CI: -0.60, 0.15; low CoE).

Among patients hospitalized for COVID-19, treatment with bamlanivimab compared to placebo failed to show or exclude a beneficial effect on mortality (hazard ratio [HR]: 2.00; 95% CI: 0.67, 5.99; moderate CoE). Clinical improvement, as defined as a decrease in a pulmonary ordinal scale, may not be meaningfully different among patients hospitalized for COVID-19 who received treatment with bamlanivimab or placebo (OR: 0.85; 95% CI: 0.56, 1.29; moderate CoE).

### **Harms**

#### Bamlanivimab/etesevimab

Persons receiving bamlanivimab/etesevimab experienced more serious adverse events. However, this may not be meaningfully different from those receiving placebo (RR: 1.40; 95% CI: 0.45, 4.37; moderate CoE).

#### Casirivimab/imdevimab

Serious adverse events were less frequent among persons receiving casirivimab/imdevimab compared to those receiving placebo (RR: 0.34; 95% CI: 0.24, 0.48; moderate CoE).

#### Sotrovimab

Persons who received sotrovimab were less likely to experience serious adverse events compared to those receiving placebo (RR: 0.35; 95% CI: 0.18, 0.68; moderate CoE).

#### Bebtelovimab monotherapy

Three serious adverse events were reported for bebtelovimab compared to zero in the control group, but due to the small sample size this estimate remains uncertain (RR: 3.41; 95% CI 0.17, 67.50; very low CoE).

#### Bamlanivimab monotherapy

Serious adverse events among ambulatory persons receiving bamlanivimab monotherapy may not be meaningfully different from those receiving placebo (RR: 0.15; 95% CI: 0.01, 3.78; low CoE). Persons receiving bamlanivimab did experience more infusion-related adverse events, including pruritus, flushing, rash, and facial swelling (RR: 1.62; 95% CI: 0.34, 7.70; low CoE).

Similarly, serious adverse events at five and 28 days among patients hospitalized for COVID-19 receiving bamlanivimab may not be meaningfully different from those receiving placebo (RR: 1.85; 95% CI: 0.34, 9.97; moderate CoE and RR: 0.93, 95% CI: 0.27, 3.14; moderate CoE, respectively). Similarly, infusion-related adverse events may not be meaningfully different between patients hospitalized for COVID-19 receiving bamlanivimab or placebo (OR: 1.64, 95% CI: 0.79, 3.44; moderate CoE).

## ***Other considerations***

### **Neutralizing antibodies for ambulatory persons**

The panel agreed that the overall certainty of evidence for the treatment with bamlanivimab/etesevimab, casirivimab/imdevimab, and sotrovimab in ambulatory persons with COVID-19 at high risk for progression to severe disease (at least one risk factor) was moderate due to mostly low number of events (fragility of results). The results were driven by the number of avoided hospitalizations, as the number of deaths that occurred were too sparse to show a clear trend. Neutralizing antibodies were well tolerated, and serious adverse events were comparable or lower than placebo. The panel noted increased feasibility with the option of providing treatment with casirivimab/imdevimab through subcutaneous injections [171, 183].

Casirivimab/imdevimab has been evaluated for the treatment of COVID-19 at doses of 1200 mg, 2400 mg, and 8000 mg. Across all treatment doses, there was a flat dose-response relationship for viral load and clinical outcomes. As part of the FDA Emergency Use Authorization, the use of casirivimab/imdevimab as an IV infusion is strongly recommended, however the subcutaneous route is authorized as an alternate route when IV infusion is not feasible and would result in a delay in treatment. Clinical outcomes of patients receiving casirivimab/imdevimab via the subcutaneous route for the treatment of COVID-19 have not been reported in available trials. A manuscript [183] evaluated early casirivimab/imdevimab 1200 mg versus placebo in asymptomatic outpatients with COVID-19 and demonstrated less hospitalizations in those receiving casirivimab/imdevimab compared to those receiving placebo, 0/100 versus 3/104, respectively (RR: 0.15; 95%CI: 0.01-2.84). Peak pharmacokinetic levels in those receiving subcutaneous casirivimab 600 mg/imdevimab 600 mg appear approximately 75% lower than after IV infusion [184].

### **Bebtelovimab monotherapy**

The panel agreed that due to the extremely limited clinical data for bebtelovimab the certainty of evidence was very low, making any estimate of beneficial or harmful effect uninformative.



### Bamlanivimab monotherapy

The panel agreed that the overall certainty of evidence for treatment with bamlanivimab for ambulatory persons with COVID-19 is very low due to concerns with indirectness and imprecision.

The panel agreed that the overall certainty of evidence for treatment with bamlanivimab for patients hospitalized for COVID-19 is moderate due to concerns with fragility in the estimate from the small number of events reported. The guideline panel made a strong recommendation against treatment with bamlanivimab for patients hospitalized for COVID-19. The panel was moderately certain that any relevant benefit (reduction in mortality or clinical improvement) could be excluded.

### ***Conclusions and research needs for this recommendation***

The guideline panel suggests treatment with anti-SARS-CoV-2 monoclonal antibodies with activity against the predominant regional variants within 7 days of symptom onset in mild-to-moderate COVID-19 ambulatory persons at high risk for developing severe disease as the expected benefits likely outweigh any potential harms when given in patients infected with susceptible variants ([Tables 22-24](#)). Although bebtelovimab has shown *in vitro* activity against Omicron sub-variant BA.2, in contrast with previous monoclonal antibodies, clinical safety and efficacy data are sparse with no comparative data in high-risk patients, limiting its use to patients who are not candidates for alternative treatments.

Currently, no anti-SARS-CoV-2 monoclonal antibodies studied in clinical trials among hospitalized patients with COVID-19 show *in vitro* activity against predominant regional variants.

The guideline panel recognized the need for continued research and accrual of evidence, particularly trials on patient important outcomes (hospitalizations progressing to need for ventilation, or death), existing and new neutralizing antibodies, and outcomes with variants of concern ([Supplementary Table s2](#)).

**Table 22.** GRADE evidence profile, Recommendation 22

**Question:** Bamlanivimab/etesevimab compared to no bamlanivimab/etesevimab for ambulatory persons with mild-to-moderate COVID-19 at high risk for progression to severe disease

Last updated 3/2/2021; last reviewed 9/19/2021

Certainty assessment							№ of patients		Effect		Certainty	Importance
№ of studies	Study design	Risk of bias	Inconsistency	Indirectness	Imprecision	Other considerations	bamlanivimab/etesevimab	no bamlanivimab/etesevimab	Relative (95% CI)	Absolute (95% CI)		
<b>Mortality (follow-up: 29 days)</b>												
1 <sup>1</sup>	randomized trials	not serious	not serious	not serious <sup>a</sup>	serious <sup>b</sup>	none	0/518 (0.0%)	10/517 (1.9%)	<b>RR 0.05</b> (0.00 to 0.80) <sup>c</sup>	<b>19 fewer per 1,000</b> (from 31 fewer to 7 fewer) <sup>d</sup>	⊕⊕⊕○ MODERATE	CRITICAL
<b>Hospitalization (&gt;24 hours of acute care) with COVID-19 (follow-up: 29 days)</b>												
1 <sup>1</sup>	randomized trials	not serious	not serious	not serious <sup>a,e</sup>	serious <sup>b</sup>	none	11/518 (2.1%)	36/517 (7.0%)	<b>RR 0.30</b> (0.16 to 0.59)	<b>49 fewer per 1,000</b> (from 58 fewer to 29 fewer)	⊕⊕⊕○ MODERATE	CRITICAL
<b>Persistently high viral load at day 7 (follow-up: 7 days; assessed with: RT-PCR)</b>												
1 <sup>1</sup>	randomized trials	not serious	not serious	serious <sup>a,f</sup>	serious <sup>b</sup>	none	50/508 (9.8%)	145/499 (29.1%)	<b>RR 0.34</b> (0.25 to 0.46)	<b>192 fewer per 1,000</b> (from 218 fewer to 157 fewer)	⊕⊕○○ LOW	IMPORTANT
<b>Serious adverse events</b>												
1 <sup>1</sup>	randomized trials	not serious	not serious	not serious <sup>a</sup>	serious <sup>b</sup>	none	7/518 (1.4%)	5/517 (1.0%)	<b>RR 1.40</b> (0.45 to 4.37)	<b>4 more per 1,000</b> (from 5 fewer to 33 more)	⊕⊕⊕○ MODERATE	CRITICAL

**GRADE Working Group grades of evidence**

**High certainty:** We are very confident that the true effect lies close to that of the estimate of the effect

**Moderate certainty:** We are moderately confident in the effect estimate: The true effect is likely to be close to the estimate of the effect, but there is a possibility that it is substantially different

**Low certainty:** Our confidence in the effect estimate is limited: The true effect may be substantially different from the estimate of the effect

**Very low certainty:** We have very little confidence in the effect estimate: The true effect is likely to be substantially different from the estimate of effect

**Risk of bias:** Study limitations

**Inconsistency:** Unexplained heterogeneity across study findings

**Indirectness:** Applicability or generalizability to the research question

**Imprecision:** The confidence in the estimate of an effect to support a particular decision

**Publication bias:** Selective publication of studies

*NB: Certainty ratings may be derived from evidence that includes pre-print articles, which have not been peer reviewed or published.*

**CI:** Confidence interval; **RR:** Risk ratio

**Explanations**

- a. Estimate reflects the use of a higher dose than treatment dose approved by the FDA.
- b. Fragility present, low number of events.
- c. RR estimated by using continuity correction of 0.5.
- d. As the RR 95% CI is wide due to sparse data, absolute risk difference recalculated independently and not based on RR.
- e. Hospital admission is an intermediary outcome for morbidity, ICU admission, and need for ventilation. Not rated down.
- f. Measure of viral clearance is a surrogate outcome for hospital admission, need for intensive care, intubation and death.

**Reference**

1. Dougan M, Nirula A, Azizad M, et al. Bamlanivimab plus Etesevimab in Mild or Moderate Covid-19. *N Engl J Med* **2021**; 385: 1382-92.

**Table 23.** GRADE evidence profile, Recommendation 22

**Question:** Casirivimab/imdevimab compared to no casirivimab/imdevimab for ambulatory persons with mild-to-moderate COVID-19 at high risk of progression to severe disease

Last updated 6/16/2021; last reviewed 9/19/2021

Certainty assessment							№ of patients		Effect		Certainty	Importance
№ of studies	Study design	Risk of bias	Inconsistency	Indirectness	Imprecision	Other considerations	casirivimab/imdevimab	no casirivimab/imdevimab	Relative (95% CI)	Absolute (95% CI)		
<b>All-cause mortality (1200 mg) (follow-up: 29 days)</b>												
1 <sup>1</sup>	randomized trials	not serious <sup>a</sup>	not serious	not serious	very serious <sup>b,c</sup>	none	1/736 (0.1%)	1/748 (0.1%)	RR 1.02 (0.06 to 16.20)	0 fewer per 1,000 (from 4 fewer to 4 more) <sup>d</sup>	⊕⊕○○ LOW	CRITICAL
<b>COVID-19 related hospitalizations (1200 mg) (follow-up: 29 days)</b>												
1 <sup>1</sup>	randomized trials	not serious <sup>a</sup>	not serious	not serious <sup>e</sup>	serious <sup>b</sup>	none	6/736 (0.8%)	23/748 (3.1%)	RR 0.27 (0.11 to 0.65)	22 fewer per 1,000 (from 27 fewer to 11 fewer)	⊕⊕⊕○ MODERATE	CRITICAL
<b>Serious adverse events (all doses) (follow-up: 29 days)</b>												
1 <sup>1</sup>	randomized trials	not serious <sup>a</sup>	not serious	not serious	serious <sup>b</sup>	none	50/3688 (1.4%)	74/1843 (4.0%)	RR 0.34 (0.24 to 0.48)	27 fewer per 1,000 (from 31 fewer to 21 fewer)	⊕⊕⊕○ MODERATE	CRITICAL
<b>GRADE Working Group grades of evidence</b>												
High certainty: We are very confident that the true effect lies close to that of the estimate of the effect												
Moderate certainty: We are moderately confident in the effect estimate: The true effect is likely to be close to the estimate of the effect, but there is a possibility that it is substantially different												
Low certainty: Our confidence in the effect estimate is limited: The true effect may be substantially different from the estimate of the effect												
Very low certainty: We have very little confidence in the effect estimate: The true effect is likely to be substantially different from the estimate of effect												
Risk of bias: Study limitations												
Inconsistency: Unexplained heterogeneity across study findings												
Indirectness: Applicability or generalizability to the research question												
Imprecision: The confidence in the estimate of an effect to support a particular decision												
Publication bias: Selective publication of studies												

NB: Certainty ratings may be derived from evidence that includes pre-print articles, which have not been peer reviewed or published.

CI: Confidence interval; RR: Risk ratio

**Explanations**

- a. Differential post randomization event exclusions (1040 participants) in the original phase (participants without risk factors) is unknown. Publication did not provide an intention to treat analysis. Not rated down for risk of bias as the data in this evidence profile is limited to the amended phase 1,200 mg dose only and not the entire data set (1,200 mg is the

Last updated November 15, 2022, and posted online at [www.idsociety.org/COVID19guidelines](http://www.idsociety.org/COVID19guidelines).

Please check website for most updated version of these guidelines.

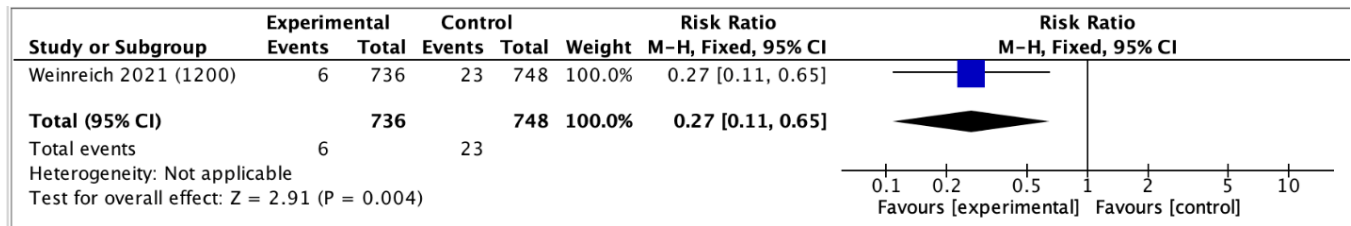
currently recommended dose). However, sensitivity analysis of the entire data set showed similar results: for hospitalizations 23/2091 vs 59/1341; RR 0.25 (95% CI 0.16, 0.4); deaths: 2/2091 vs 3/1341; RR 0.43 (95% CI 0.08, 2.3).

- b. Small number of events; fragility present.
- c. 95% CI cannot exclude no difference or increased mortality.
- d. As the RR 95% CI is wide due to sparse data, absolute risk difference recalculated independently and not based on RR.
- e. COVID-19 related hospitalizations is a surrogate for ICU admission, mechanical ventilation and death. Not rated down.
- f. Disclaimer: Provisional evidence rating based on preliminary evidence from non-peer reviewed publication.

#### Reference

1. Weinreich DM, Sivapalasingam S, Norton T, et al. REGN-COV2, a Neutralizing Antibody Cocktail, in Outpatients with Covid-19. N Engl J Med **2021**; 384(3): 238-51.

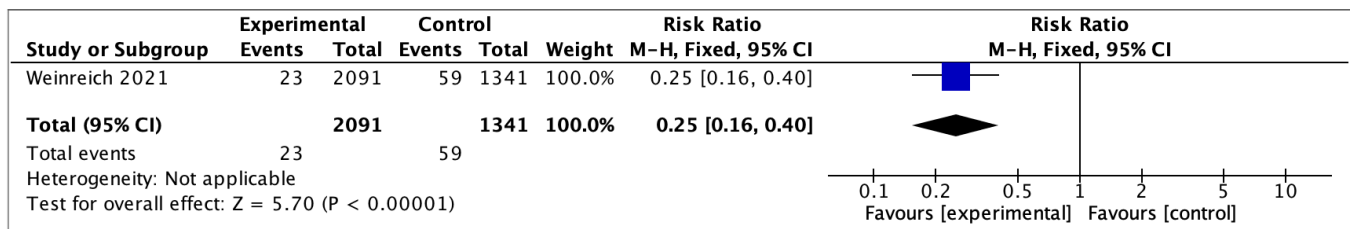
**Figure 5a.** Forest plot for the outcome of hospitalizations for casirivimab/imdevimab vs. no casirivimab/etesevimab (data for 1200-mg dose only)<sup>1</sup>



**Reference**

- Weinreich DM, Sivapalasingam S, Norton T, et al. REGN-COV2, a Neutralizing Antibody Cocktail, in Outpatients with Covid-19. *N Engl J Med* **2021**; 384(3): 238-51.

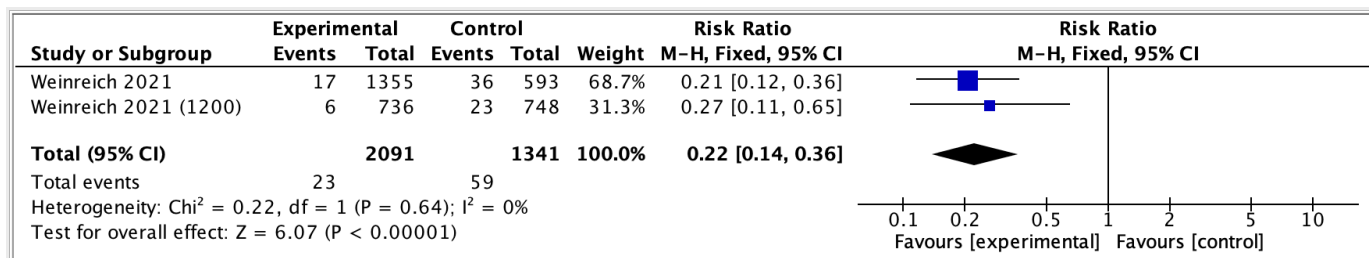
**Figure 5b.** Forest plot for the outcome of hospitalizations for casirivimab/imdevimab vs. no casirivimab/etesevimab (combining data for 2400-mg dose and 1200-mg dose)<sup>1</sup>



**Reference**

- Weinreich DM, Sivapalasingam S, Norton T, et al. REGN-COV2, a Neutralizing Antibody Cocktail, in Outpatients with Covid-19. *N Engl J Med* **2021**; 384(3): 238-51.

**Figure 5c.** Forest plot for the outcome of hospitalizations for casirivimab/imdevimab vs. no casirivimab/etesevimab (pooling data for 2400-mg dose and 1200-mg dose)<sup>1</sup>



**Reference**

- Weinreich DM, Sivapalasingam S, Norton T, et al. REGN-COV2, a Neutralizing Antibody Cocktail, in Outpatients with Covid-19. *N Engl J Med* **2021**; 384(3): 238-51.

**Table 24.** GRADE evidence profile, Recommendation 22

**Question:** Sotrovimab compared to no sotrovimab for ambulatory persons with mild-to-moderate COVID-19 at high risk for progression to severe disease

*Last reviewed and updated 5/17/2022*

Certainty assessment							№ of patients		Effect		Certainty	Importance
№ of studies	Study design	Risk of bias	Inconsistency	Indirectness	Imprecision	Other considerations	sotrovimab	no sotrovimab	Relative (95% CI)	Absolute (95% CI)		
<b>Mortality (follow-up: 29 days)</b>												
1 <sup>1</sup>	randomized trials	not serious	not serious	not serious	serious <sup>a</sup>	none	0/528 (0.0%)	2/529 (0.4%)	<b>RR 0.20</b> (0.01 to 4.16) <sup>b</sup>	<b>4 fewer per 1,000</b> (from 9 fewer to 1 more) <sup>c</sup>	⊕⊕⊕○ MODERATE	CRITICAL
<b>Hospitalization (&gt; 24 hours for any cause) (follow-up: 29 days)</b>												
1 <sup>1</sup>	randomized trials	not serious	not serious	not serious <sup>d</sup>	serious <sup>a</sup>	none	6/528 (1.1%)	29/529 (5.5%)	<b>RR 0.21</b> (0.09 to 0.50)	<b>43 fewer per 1,000</b> (from 50 fewer to 27 fewer)	⊕⊕⊕○ MODERATE	CRITICAL
<b>Progression to severe or critical disease (follow-up: 29 days)</b>												
1 <sup>1</sup>	randomized trials	not serious	not serious	not serious <sup>d</sup>	serious <sup>a</sup>	none	7/528 (1.3%)	28/529 (5.3%)	<b>RR 0.25</b> (0.11 to 0.57)	<b>40 fewer per 1,000</b> (from 47 fewer to 23 fewer)	⊕⊕⊕○ MODERATE	CRITICAL
<b>Serious adverse events (follow-up: 29 days)</b>												
1 <sup>1</sup>	randomized trials	not serious	not serious	not serious	serious <sup>a</sup>	none	11/523 (2.1%)	32/526 (6.1%)	<b>RR 0.35</b> (0.18 to 0.68)	<b>40 fewer per 1,000</b> (from 50 fewer to 19 fewer)	⊕⊕⊕○ MODERATE	CRITICAL
<b>GRADE Working Group grades of evidence</b>												
<b>High certainty:</b> We are very confident that the true effect lies close to that of the estimate of the effect												
<b>Moderate certainty:</b> We are moderately confident in the effect estimate: The true effect is likely to be close to the estimate of the effect, but there is a possibility that it is substantially different												
<b>Low certainty:</b> Our confidence in the effect estimate is limited: The true effect may be substantially different from the estimate of the effect												
<b>Very low certainty:</b> We have very little confidence in the effect estimate: The true effect is likely to be substantially different from the estimate of effect												

**Risk of bias:** Study limitations  
**Inconsistency:** Unexplained heterogeneity across study findings  
**Indirectness:** Applicability or generalizability to the research question  
**Imprecision:** The confidence in the estimate of an effect to support a particular decision  
**Publication bias:** Selective publication of studies

*NB: Certainty ratings may be derived from evidence that includes pre-print articles, which have not been peer reviewed or published.*

**CI:** Confidence interval; **RR:** Risk ratio

#### **Explanations**

- a. Small number of events; fragility present
- b. RR estimated by using continuity correction of 0.5.
- c. As the RR 95% CI is wide due to sparse data, absolute risk difference recalculated independently and not based on RR.
- d. COVID-19 related hospitalizations is a surrogate for ICU admission, mechanical ventilation, and death. Not rated down for indirectness.

*Disclaimer: Provisional evidence rating based on preliminary evidence from non-peer reviewed publication.*

#### **Reference**

1. Gupta A, Gonzalez-Rojas Y, Juarez E, et al. Effect of Sotrovimab on Hospitalization or Death Among High-risk Patients With Mild to Moderate COVID-19: A Randomized Clinical Trial. *JAMA* **2022**; 327(13): 1236-46.



**Table 25.** GRADE evidence profile

**Question:** Bebtelovimab compared to no bebtelovimab for ambulatory patients with mild-to-moderate COVID-19 at high risk for progression to severe disease

*Last reviewed and updated 3/3/2022*

Certainty assessment							№ of patients		Effect		Certainty	Importance
№ of studies	Study design	Risk of bias	Inconsistency	Indirectness	Imprecision	Other considerations	bebtelovimab	no bebtelovimab	Relative (95% CI)	Absolute (95% CI)		
<b>Mortality (follow-up: 29 days)</b>												
1 <sup>1</sup>	randomized trials	not serious	not serious	not serious	extremely serious <sup>a</sup>	none	0/125 (0.0%)	0/128 (0.0%)	not estimable		⊕○○○ VERY LOW	CRITICAL
<b>Hospitalization (&gt; 24 hours for any cause) (follow-up: 29 days)</b>												
1 <sup>1</sup>	randomized trials	not serious	not serious	not serious <sup>b</sup>	extremely serious <sup>a</sup>	none	2/125 (1.6%)	2/128 (1.6%)	RR 1.02 (0.15 to 7.16)	0 fewer per 1,000 (from 13 fewer to 96 more)	⊕○○○ VERY LOW	CRITICAL
<b>Progression to severe or critical disease - not reported</b>												
-	-	-	-	-	-	-	-	-	-	-	-	CRITICAL
<b>Serious adverse events (follow-up: 29 days)</b>												
1 <sup>1</sup>	randomized trials	not serious	not serious	not serious	extremely serious <sup>a</sup>	none	3/243 (1.2%)	0/138 (0.0%)	RR 3.41 (0.17 to 67.50)	12 more per 1,000 (from 26 fewer to 2 fewer) <sup>c</sup>	⊕○○○ VERY LOW	CRITICAL

CI: Confidence interval; RR: Risk ratio

**Explanations**

- a. Small number of events; fragility present; this resulted in non-informative estimates rated down three times for imprecision.
  - i. Piggott T, Morgan RL, Cuello-Garcia CA, et al. Grading of Recommendations Assessment, Development, and Evaluations (GRADE) notes: extremely serious, GRADE's terminology for rating down by three levels. J Clin Epidemiol 2020; 120: 116-20.
- b. COVID-19-related hospitalizations is a surrogate for ICU admission, mechanical ventilation and death. The patients studied were at average risk (not high risk) for severe disease. Not rated down for indirectness.
- c. Absolute effect calculated not using RR due to zero events on control group

**Reference**

1. U.S. Food and Drug Administration. Fact Sheet for Healthcare Providers: Emergency Use Authorization for Bebtelovimab. Available at: <https://www.fda.gov/media/156152/download>. Accessed 2 March 2022.

Last updated November 15, 2022, and posted online at [www.idsociety.org/COVID19guidelines](http://www.idsociety.org/COVID19guidelines).  
Please check website for most updated version of these guidelines.

**Table 26.** GRADE evidence profile

**Question:** Bamlanivimab compared to no bamlanivimab for non-hospitalized persons with COVID-19

*Last updated 1/29/2021; last reviewed 9/19/2021*

Certainty assessment							№ of patients		Effect		Certainty	Importance
№ of studies	Study design	Risk of bias	Inconsistency	Indirectness	Imprecision	Other considerations	bamlanivimab	no bamlanivimab	Relative (95% CI)	Absolute (95% CI)		
<b>Hospitalization (including ED visits) with COVID-19 (follow-up: 29 days)</b>												
1 <sup>1</sup>	randomized trials	not serious	not serious	serious <sup>a</sup>	very serious <sup>b</sup>	none	5/309 (1.6%)	9/143 (6.3%)	RR 0.26 (0.09 to 0.75)	47 fewer per 1,000 (from 57 fewer to 16 fewer)	⊕○○○ VERY LOW	CRITICAL
<b>Viral clearance (follow-up: 3 days; assessed with: change from baseline in SARS-CoV-2 viral load)</b>												
1 <sup>1</sup>	randomized trials	not serious	not serious	serious <sup>a,c</sup>	serious <sup>b</sup>	none	309	143	-	MD 0.49 lower (0.87 lower to 0.11 lower)	⊕⊕○○ LOW	IMPORTANT
<b>Viral clearance (follow-up: 11 days; assessed with: change from baseline in SARS-CoV-2 viral load)</b>												
1 <sup>1</sup>	randomized trials	not serious	not serious	serious <sup>a,c</sup>	serious <sup>d</sup>	none	309	143	-	MD 0.22 lower (0.6 lower to 0.15 higher)	⊕⊕○○ LOW	IMPORTANT
<b>Serious adverse events (upper abdominal pain)</b>												
1 <sup>1</sup>	randomized trials	not serious	not serious	not serious	very serious <sup>d</sup>	none	0/309 (0.0%)	1/143 (0.7%)	RR 0.15 (0.01 to 3.78)	6 fewer per 1,000 (from 7 fewer to 19 more)	⊕⊕○○ LOW	CRITICAL
<b>Infusion-related adverse events</b>												
1 <sup>1</sup>	randomized trials	not serious	not serious	not serious	very serious <sup>d</sup>	none	7/309 (2.3%)	2/143 (1.4%)	RR 1.62 (0.34 to 7.70)	9 more per 1,000 (from 9 fewer to 94 more)	⊕⊕○○ LOW	CRITICAL
<b>GRADE Working Group grades of evidence</b>												
High certainty: We are very confident that the true effect lies close to that of the estimate of the effect												
Moderate certainty: We are moderately confident in the effect estimate: The true effect is likely to be close to the estimate of the effect, but there is a possibility that it is substantially different												
Low certainty: Our confidence in the effect estimate is limited: The true effect may be substantially different from the estimate of the effect												
Very low certainty: We have very little confidence in the effect estimate: The true effect is likely to be substantially different from the estimate of effect												

**Risk of bias:** Study limitations  
**Inconsistency:** Unexplained heterogeneity across study findings  
**Indirectness:** Applicability or generalizability to the research question  
**Imprecision:** The confidence in the estimate of an effect to support a particular decision  
**Publication bias:** Selective publication of studies

*NB: Certainty ratings may be derived from evidence that includes pre-print articles, which have not been peer reviewed or published.*

**CI:** Confidence interval; **RR:** Risk ratio; **MD:** Mean difference

#### **Explanations**

- a. Uncertain that the treatment was provided in enough participants at risk of developing severe disease to be representative of the general population.
- b. The 95% CI may not include a meaningful difference. Few events reported suggests fragility of the estimate.
- c. Measure of viral clearance is a surrogate outcome for hospital admission, need for intensive care, intubation and death.
- d. The 95% CI includes values that suggest either an increase or decrease in harm. Few events reported suggests fragility of the estimate.

#### **Reference**

1. Chen P, Nirula A, Heller B, et al. SARS-CoV-2 Neutralizing Antibody LY-CoV555 in Outpatients with Covid-19. *N Engl J Med* 2021; 384(3): 229-37.

Table 27. GRADE evidence profile

Question: Bamlanivimab monotherapy compared to no bamlanivimab monotherapy for patients hospitalized for COVID-19

Last updated 1/29/2021; last reviewed 9/19/2021

Certainty assessment							№ of patients		Effect		Certainty	Importance
№ of studies	Study design	Risk of bias	Inconsistency	Indirectness	Imprecision	Other considerations	bamlanivimab	no bamlanivimab	Relative (95% CI)	Absolute (95% CI)		
<b>Mortality</b>												
1 <sup>1</sup>	randomized trials	not serious	not serious	not serious	serious <sup>a</sup>	none	9/163 (5.5%)	5/151 (3.3%)	HR 2.00 (0.67 to 5.99)	32 more per 1,000 (from 11 fewer to 150 more)	⊕⊕⊕○ MODERATE	CRITICAL
<b>Clinical improvement at day 5 (assessed with: pulmonary ordinal outcome [scale 1-7; 1 = least severe])</b>												
1 <sup>1</sup>	randomized trials	not serious	not serious	not serious	serious <sup>a</sup>	none	161	150	OR 0.85 (0.56 to 1.29) <sup>b</sup>	-	⊕⊕⊕○ MODERATE	CRITICAL
<b>Serious adverse events (follow-up: 5 days)</b>												
1 <sup>1</sup>	randomized trials	not serious	not serious	not serious	serious <sup>a</sup>	none	4/163 (2.5%)	2/151 (1.3%)	RR 1.85 (0.34 to 9.97)	11 more per 1,000 (from 9 fewer to 119 more)	⊕⊕⊕○ MODERATE	CRITICAL
<b>Serious adverse events (follow-up: 28 days)</b>												
1 <sup>1</sup>	randomized trials	not serious	not serious	not serious	serious <sup>a</sup>	none	5/163 (3.1%)	5/151 (3.3%)	RR 0.93 (0.27 to 3.14)	2 fewer per 1,000 (from 24 fewer to 71 more)	⊕⊕⊕○ MODERATE	IMPORTANT
<b>Infusion-related adverse events</b>												
1 <sup>1</sup>	randomized trials	not serious	not serious	not serious	serious <sup>a</sup>	none	23/163 (14.1%)	21/151 (13.9%)	OR 1.64 (0.79 to 3.44) <sup>c</sup>	70 more per 1,000 (from 26 fewer to 218 more)	⊕⊕⊕○ MODERATE	IMPORTANT
<b>GRADE Working Group grades of evidence</b>												
High certainty: We are very confident that the true effect lies close to that of the estimate of the effect												
Moderate certainty: We are moderately confident in the effect estimate: The true effect is likely to be close to the estimate of the effect, but there is a possibility that it is substantially different												
Low certainty: Our confidence in the effect estimate is limited: The true effect may be substantially different from the estimate of the effect												
Very low certainty: We have very little confidence in the effect estimate: The true effect is likely to be substantially different from the estimate of effect												

**Risk of bias:** Study limitations  
**Inconsistency:** Unexplained heterogeneity across study findings  
**Indirectness:** Applicability or generalizability to the research question  
**Imprecision:** The confidence in the estimate of an effect to support a particular decision  
**Publication bias:** Selective publication of studies

*NB: Certainty ratings may be derived from evidence that includes pre-print articles, which have not been peer reviewed or published.*

**CI:** Confidence interval; **HR:** Hazard Ratio; **OR:** Odds ratio; **RR:** Risk ratio

#### **Explanations**

- a. The 95% CI includes the potential for both appreciable benefit as well as the potential for harm. Few events reported do not meet the optimal information size and suggest fragility of the estimate
- b. Study-provided odds ratio adjusted for baseline ordinal category and trial pharmacy.
- c. Study-provided odds ratio adjusted for the trial pharmacy.

#### **Reference**

1. ACTIV-3/TICO LY-CoV555 Study Group, Grund B, Barkauskas CE, et al. A Neutralizing Monoclonal Antibody for Hospitalized Patients with Covid-19. *N Engl J Med* **2021**; 384: 905-14.

## Janus Kinase Inhibitors: Baricitinib

*Section last reviewed and updated 4/29/2022*

*Last literature search conducted 3/31/2022*

**Recommendation 23: Among hospitalized adults with severe\* COVID-19, the IDSA panel suggests baricitinib with corticosteroids rather than no baricitinib. (Conditional recommendation†, Moderate certainty of evidence)**

### Remarks:

- Baricitinib 4 mg per day (or appropriate renal dosing) up to 14 days or until discharge from hospital.
- Baricitinib appears to demonstrate the most benefit in those with severe COVID-19 on high-flow oxygen/non-invasive ventilation at baseline.
- Limited additional data suggest a mortality reduction even among patients requiring mechanical ventilation.

**Recommendation 24: Among hospitalized patients with severe\* COVID-19 who cannot receive a corticosteroid (which is standard of care) because of a contraindication, the IDSA guideline panel suggests use of baricitinib with remdesivir rather than remdesivir alone. (Conditional recommendation†, Low certainty of evidence)**

- **Remark:** Baricitinib 4 mg daily dose for 14 days or until hospital discharge. The benefits of baricitinib plus remdesivir for persons on mechanical ventilation are uncertain.

\*Severe illness is defined as patients with SpO<sub>2</sub> ≤94% on room air, including patients on supplemental oxygen, oxygen through a high-flow device, or non-invasive ventilation.

†The guideline panel concluded that the desirable effects outweigh the undesirable effects, though uncertainty still exists, and most informed people would choose the suggested course of action, while a substantial number would not.

### **Why is baricitinib considered for treatment?**

Baricitinib, a selective Janus kinase 1 and 2 (JAK1 and JAK2, respectively) inhibitor currently FDA-approved for the treatment of RA, is being investigated in multiple studies for treatment of COVID-19. The proposed benefits of baricitinib in the management of COVID-19 may be two-fold as it has both anti-inflammatory and potential antiviral activity [185]. Janus kinase (JAK) mediates cytokine signaling, which contributes to inflammation; JAK inhibitors, therefore, may decrease cytokine-mediated inflammation. Baricitinib inhibits host intracellular membrane proteins AP2-associated protein kinase 1 (AAK1) and also binds cyclin G-associated kinase (GAK), both thought to play a role in receptor mediated endocytosis of many viruses including Ebola, dengue, hepatitis C, and SARS-CoV-2 [186-188]. Baricitinib has been evaluated in people with COVID-19 in both randomized and non-randomized studies [189-193].

Based on experience in clinical trials for RA, baricitinib has been associated with an increased risk of adverse effects including infections (especially upper respiratory tract infections), thrombosis, lymphopenia, anemia, increases in lipids, elevations in liver enzymes, and elevations in creatinine phosphokinase [185]. In clinical trials for RA, baricitinib was associated with a numerically higher risk of upper respiratory tract infections and herpes simplex and herpes zoster infections compared with placebo [194]. Opportunistic infections such as herpes simplex, herpes zoster, and tuberculosis [195, 196] have been reported in patients taking baricitinib. Many of these side effects appear to be dose related, with increased incidence in patients taking baricitinib 4 mg compared with 2 mg. Patients enrolled in Adaptive COVID-19 Treatment Trial (ACTT-2), COV-BARRIER and RECOVERY (Randomized evaluation of COVID-19 Therapy) received baricitinib 4 mg daily for 2-14 days or until discharge, a shorter duration than those taking the drug for RA.



Patients with COVID-19 have been found to have abnormalities in coagulation parameters and might have an elevated risk of thrombosis [197]. Baricitinib receipt was associated with an increased incidence of thrombosis when compared with placebo receipt in clinical trials for its FDA approval for RA, especially at a higher dose of 4 mg daily [185]. During the 16-week treatment period in RA trials, venous thromboembolism (VTE) occurred in five patients treated with baricitinib 4 mg daily, compared with zero in the 2 mg daily and placebo groups. Arterial thrombosis occurred in two patients treated with baricitinib 4 mg, two patients treated with baricitinib 2 mg, and one patient on placebo. In ACTT-2, the percentage of patients reported to have VTE was numerically higher in the combination group (21 patients [4.1%] vs. 16 patients [3.1%]) although it was similar overall (absolute difference 1%, 95% CI -1.3 to 3.3) [198]. Of note, all patients in ACTT-2 were recommended to receive VTE prophylaxis if they had no contraindication. We do not have long-term data, especially on safety, development of the aforementioned adverse effects, and opportunistic infections from these two trials.

### ***Summary of the evidence***

#### **Baricitinib**

Our literature search identified two randomized controlled trials (RCTs) that compared the use of baricitinib (4 mg daily dose up to 14 days) to placebo in hospitalized adults. One trial, COV-BARRIER, included patients with severe COVID (NIAID OS: 4 – hospitalized, not requiring supplemental oxygen; 5 – hospitalized, requiring supplemental oxygen; or 6 – hospitalized, receiving non-invasive ventilation or high-flow oxygen devices) [193, 199, 200]. Critically ill and mechanically ventilated patients (OS7) were excluded from COV-BARRIER study. In the COV-BARRIER trial, randomization was stratified by disease severity, age, region, and use of corticosteroids. Participants in both arms had  $\geq 1$  elevated inflammatory marker (CRP, d-dimer, lactate dehydrogenase, ferritin) and also received standard of care, which included corticosteroids in 79% and/or antivirals (e.g., remdesivir in 18.9%). The RECOVERY trial included patients hospitalized for COVID-19. Approximately, 70% of patients received supplemental oxygen, 25% received non-invasive ventilation, and 3% received invasive

ventilation. Participants in both arms received standard of care, which included corticosteroids in approximately 95% and/or antivirals (e.g., remdesivir in 20%).

An additional exploratory trial subsequent to the COV-BARRIER primary trial of baricitinib treatment for critically ill (OS-7) patients with COVID-19 pneumonia requiring invasive mechanical ventilation was identified that reported on the outcomes of mortality, need for invasive mechanical ventilation, days of hospitalization, and serious adverse events [201].

#### Baricitinib without corticosteroids, with remdesivir

Our literature search identified one RCT that reported on the use of baricitinib (4 mg daily dose) plus remdesivir in hospitalized patients with moderate and severe COVID-19 ([198]. This trial was conducted as the second stage of the ACTT-2, where subjects were randomized to receive combination therapy with baricitinib and remdesivir or remdesivir alone [198] ([Table 30](#)). Randomization was stratified by disease severity classified by an OS of clinical status (4+5 vs 6+7 [7 –patients with an ordinal scale of 6 (high-flow oxygen and non-invasive ventilation) or 7 (mechanical ventilation or ECMO). Mild-to-moderate disease was defined as patients with an ordinal scale of 4 (hospitalized, but not requiring supplemental oxygen) or 5 (requiring supplemental oxygen). The trial was initiated before corticosteroids were commonly used for severe COVID-19.

### ***Benefits***

#### Baricitinib

Treatment of hospitalized patients with severe COVID-19 with baricitinib rather than no baricitinib reduced 60-day mortality (RR 0.87; 95% CI: 0.78 to 0.96; moderate CoE). The odds of COVID-19 disease progression trends toward a reduction in persons receiving treatment with baricitinib (OR: 0.85; 95% CI: 0.67, 1.08; moderate CoE), as well as the risk of needing mechanical ventilation (RR: 0.85; 95% CI: 0.73, 0.99; moderate CoE).

Treatment of critically ill hospitalized patients with baricitinib rather than no baricitinib reduced the risk of 60-day mortality (RR 0.74; 95% CI: 0.57 to 0.97; moderate CoE).

### Baricitinib without corticosteroids, with remdesivir

In ACTT-2, the combination of baricitinib and remdesivir showed a trend towards lower mortality (4.7% vs. 7.1%; rate ratio: 0.65; 95% CI 0.39, 1.09; moderate CoE). In patients stratified within the severe COVID-19 pneumonia group, defined as 6 or 7 on the ordinal scale, subjects who received baricitinib and remdesivir were more likely to experience clinical recovery (defined as a value of <4 on the ordinal scale) at day 28 (69.3% vs. 59.7%; rate ratio 1.29; 95% CI 1.00, 1.66; moderate CoE). The original stratification was altered as 40 subjects were misclassified at baseline; however, re-analysis of the original stratified data produced a similar result. Patients in the baricitinib arm were less likely to require initiation of mechanical ventilation or ECMO through day 29 (10% vs. 15.2%; RR: 0.66; 95% CI 0.46, 0.93; low CoE). In summary, it appeared that patients requiring supplemental oxygen or non-invasive ventilation at baseline benefitted most from baricitinib; the benefit was less clear in patients already on mechanical ventilation.

### **Harms**

The risk of serious adverse events in hospitalized patients with severe or critical COVID-19 receiving baricitinib was not greater than those not receiving baricitinib (RR: 0.82; 95% CI: 0.65, 1.03; moderate CoE and RR 0.70; 95% CI: 0.50 to 0.97, moderate CoE, respectively). Patients who were immunocompromised (i.e., received immunosuppressant drugs or were neutropenic) and had a history of recent of thromboembolism were not excluded from the RECOVERY trial, unlike BARRIER-COV trial. Non-comparative serious adverse events were reported in the RECOVERY 2022 trial (baricitinib N=4,148): 13 total (5 serious infections, 3 bowel perforations, 2 pulmonary embolisms, 1 each of ischemic colitis, elevated transaminases and seizure).

In ACTT-2, patients receiving baricitinib and remdesivir had a lower risk of developing any serious adverse events through day 28 (16% vs. 21%; RR 0.76; 95% CI 0.59, 0.99; moderate CoE) whether or not thought to be related to the study drug. In this trial, the overall rate of new infections was lower in the baricitinib plus remdesivir group compared with remdesivir alone (30 patients [5.9%] versus 57 patients [11.2%]) [198]. However, patients who received

concomitant glucocorticoids had a higher incidence of serious or non-serious infections as compared with those who did not: 25.1% and 5.5%, respectively. It was not specified what proportion of these patients in the study were in the baricitinib combination group versus the control group.

### ***Other considerations***

#### **Baricitinib**

The panel agreed on the overall certainty of evidence as moderate due to concerns with imprecision, as some outcomes have concerns with fragility. The guideline panel recognized the resource implications based on the dose and duration reported in the trial (4 mg daily up to 14 days). Additional data from hospitalized patients with critical COVID-19 suggest consistent benefits; however, there are concerns with imprecision based on a small sample in this group.

#### **Baricitinib without corticosteroids**

The panel agreed that the overall certainty of evidence was low due to concerns with risk of bias, driven by the use of data from post hoc analyses and imprecision, which recognized the limited events and concerns with fragility in the group who likely benefited most (those requiring supplemental oxygen or non-invasive ventilation). The guideline panel noted the importance of suggesting baricitinib plus remdesivir as an option for persons unable to receive corticosteroids.

### ***Conclusions and research needs for this recommendation***

The guideline panel suggests baricitinib in addition to standard of care for patients hospitalized with severe COVID-19. The guideline panel suggests baricitinib with remdesivir for persons for whom corticosteroids are indicated but who cannot receive them due to a contraindication. Baricitinib plus remdesivir should be reserved for patients who cannot take corticosteroids because dexamethasone has been proven to reduce mortality in patients hospitalized with COVID-19 who require supplemental oxygen or mechanical ventilation and, for this reason, dexamethasone is recommended by the panel for this group. It is uncertain whether baricitinib plus remdesivir will have the same benefit as dexamethasone. As of the

time of this narrative, there are no head-to-head trials evaluating either the combination of baricitinib plus tocilizumab or evaluating baricitinib compared to tocilizumab. A *post hoc* subgroup analysis in the RECOVERY trial showed no difference in measured outcomes with concomitant baricitinib and tocilizumab, but further well-done studies are needed [200].

**Table 28.** GRADE evidence profile, Recommendation 23

**Question:** Baricitinib compared to no baricitinib for hospitalized patients receiving standard of care for severe COVID-19

*Last reviewed and updated 4/29/2022*

Certainty assessment							№ of patients		Effect		Certainty	Importance
№ of studies	Study design	Risk of bias	Inconsistency	Indirectness	Imprecision	Other considerations	baricitinib	no baricitinib	Relative (95% CI)	Absolute (95% CI)		
<b>Mortality (follow-up: range 28 days to 60 days)</b>												
2 <sup>1,2</sup>	randomized trials	not serious	not serious	not serious	serious <sup>a</sup>	none	592/4912 (12.1%)	662/4769 (13.9%)	<b>RR 0.87</b> (0.78 to 0.96)	<b>18 fewer per 1,000</b> (from 31 fewer to 6 fewer)	⊕⊕⊕○ MODERATE	CRITICAL
<b>Mechanical ventilation (follow-up: 28 days)</b>												
1 <sup>2</sup>	randomized trials	not serious	not serious	not serious	serious <sup>a</sup>	none	283/4014 (7.1%)	322/3891 (8.3%)	<b>RR 0.85</b> (0.73 to 0.99)	<b>12 fewer per 1,000</b> (from 22 fewer to 1 more)	⊕⊕⊕○ MODERATE	CRITICAL
<b>Disease progression (follow-up: 28 days; assessed with: progression to high-flow oxygen, non-invasive ventilation oxygen, invasive mechanical ventilation, or death)</b>												
1 <sup>3</sup>	randomized trials	not serious	not serious	not serious	serious <sup>a</sup>	none	212/764 (27.7%)	232/761 (30.5%)	<b>OR 0.85</b> (0.67 to 1.08) <sup>b</sup>	<b>33 fewer per 1,000</b> (from 78 fewer to 17 more)	⊕⊕⊕○ MODERATE	IMPORTANT
<b>Serious adverse events (follow-up: 28 days)</b>												
1 <sup>3</sup>	randomized trials	not serious	not serious	not serious	serious <sup>c,d</sup>	none	110/750 (14.7%) <sup>e</sup>	135/752 (18.0%)	<b>RR 0.82</b> (0.65 to 1.03)	<b>32 fewer per 1,000</b> (from 63 fewer to 5 more)	⊕⊕⊕○ MODERATE	CRITICAL
<b>GRADE Working Group grades of evidence</b>												
<p><b>High certainty:</b> We are very confident that the true effect lies close to that of the estimate of the effect</p> <p><b>Moderate certainty:</b> We are moderately confident in the effect estimate: The true effect is likely to be close to the estimate of the effect, but there is a possibility that it is substantially different</p> <p><b>Low certainty:</b> Our confidence in the effect estimate is limited: The true effect may be substantially different from the estimate of the effect</p> <p><b>Very low certainty:</b> We have very little confidence in the effect estimate: The true effect is likely to be substantially different from the estimate of effect</p>												

**Risk of bias:** Study limitations  
**Inconsistency:** Unexplained heterogeneity across study findings  
**Indirectness:** Applicability or generalizability to the research question  
**Imprecision:** The confidence in the estimate of an effect to support a particular decision  
**Publication bias:** Selective publication of studies

*NB: Certainty ratings may be derived from evidence that includes pre-print articles, which have not been peer reviewed or published.*

**CI:** Confidence interval; **HR:** Hazard Ratio; **OR:** Odds ratio; **RR:** Risk ratio

### **Explanations**

- a. 95% CI cannot exclude no benefit.
- b. Multiple imputation includes N=756 for placebo and N=762 for baricitinib
- c. Number of events does not meet optimal information size
- d. 95% CI cannot exclude no harm.
- e. Non-comparative serious adverse events were reported in the RECOVERY 2022 trial (baricitinib N=4,148): 13 total (5 serious infections, 3 bowel perforations, 2 pulmonary embolisms, 1 each of ischemic colitis, elevated transaminases and seizure)

### **References**

1. Marconi VC, Ramanan AV, de Bono S, et al. Efficacy and safety of baricitinib for the treatment of hospitalised adults with COVID-19 (COV-BARRIER): a randomised, double-blind, parallel-group, placebo-controlled phase 3 trial. *Lancet Respir Med* **2021**; 9(12): 1407-18.
2. RECOVERY Collaborative Group, Horby PW, Emberson JR, et al. Baricitinib in patients admitted to hospital with COVID-19 (RECOVERY): a randomised, controlled, open-label, platform trial and updated meta-analysis. *medRxiv* **2022**: Available at: <https://doi.org/10.1101/2022.03.02.22271623> [Preprint 3 March 2022].
3. Marconi VC, Ramanan AV, de Bono S, et al. Baricitinib plus Standard of Care for Hospitalized Adults with COVID-19. *medRxiv* **2021**: Available at: <https://doi.org/10.1101/2021.04.30.21255934> [Preprint 3 May 2021].

**Table 29.** GRADE evidence profile, Recommendation 23

**Question:** Baricitinib compared to no baricitinib for critically ill (OS-7) patients with COVID-19 pneumonia requiring invasive mechanical ventilation

*Last reviewed and updated 4/29/2022*

Certainty assessment							№ of patients		Effect		Certainty	Importance
№ of studies	Study design	Risk of bias	Inconsistency	Indirectness	Imprecision	Other considerations	baricitinib	no baricitinib	Relative (95% CI)	Absolute (95% CI)		
<b>Mortality (HR) (follow-up: 60 days)</b>												
2 <sup>1,2</sup>	randomized trials	not serious	not serious	not serious	serious <sup>a</sup>	none	61/185 (33.0%)	75/167 (44.9%)	RR 0.74 (0.57 to 0.97)	117 fewer per 1,000 (from 193 fewer to 13 fewer)	⊕⊕⊕○ MODERATE	CRITICAL
<b>Invasive mechanical ventilation free days (follow-up: 60 days)</b>												
1 <sup>1</sup>	randomized trials	not serious	not serious	not serious	very serious <sup>a,b</sup>	none	51	50	-	MD 2.36 vent free days more (6.1 more to 1.4 fewer) <sup>c</sup>	⊕⊕○○ LOW	IMPORTANT
<b>Days of hospitalization (follow-up: 60 days)</b>												
1 <sup>1</sup>	randomized trials	not serious	not serious	not serious	very serious <sup>a,d</sup>	none	51	50	-	MD 2.3 days fewer (4.6 fewer to 0 )	⊕⊕○○ LOW	CRITICAL
<b>Serious adverse events (follow-up: 28 days)</b>												
1 <sup>1</sup>	randomized trials	not serious	not serious	not serious	serious <sup>a</sup>	none	25/50 (50.0%)	35/49 (71.4%)	RR 0.70 (0.50 to 0.97)	214 fewer per 1,000 (from 357 fewer to 21 fewer)	⊕⊕⊕○ MODERATE	CRITICAL
<b>GRADE Working Group grades of evidence</b>												
<b>High certainty:</b> We are very confident that the true effect lies close to that of the estimate of the effect												
<b>Moderate certainty:</b> We are moderately confident in the effect estimate: The true effect is likely to be close to the estimate of the effect, but there is a possibility that it is substantially different												
<b>Low certainty:</b> Our confidence in the effect estimate is limited: The true effect may be substantially different from the estimate of the effect												
<b>Very low certainty:</b> We have very little confidence in the effect estimate: The true effect is likely to be substantially different from the estimate of effect												



<p><b>Risk of bias:</b> Study limitations <b>Inconsistency:</b> Unexplained heterogeneity across study findings <b>Indirectness:</b> Applicability or generalizability to the research question <b>Imprecision:</b> The confidence in the estimate of an effect to support a particular decision <b>Publication bias:</b> Selective publication of studies</p>
--

*NB: Certainty ratings may be derived from evidence that includes pre-print articles, which have not been peer reviewed or published.*

**CI:** Confidence interval; **HR:** Hazard Ratio; **MD:** Mean difference; **RR:** Risk ratio

#### Explanations

- a. Few number of events, does not meet optimal information size
- b. Pooled mortality event data RR: 0.73 (95% CI: 0.50, 1.06) cannot exclude no meaningful benefit and therefore suggests fragility when compared with the HR.
- c. 95% CI includes both the possibility of benefit and risk of harm
- d. Adjusted for age (<65, ≥65) and region (U.S., rest of the world)
- e. 95% CI cannot exclude no benefit

#### Reference

1. Ely EW, Ramanan AV, Kartman CE, et al. Efficacy and safety of baricitinib plus standard of care for the treatment of critically ill hospitalised adults with COVID-19 on invasive mechanical ventilation or extracorporeal membrane oxygenation: an exploratory, randomised, placebo-controlled trial. *Lancet Respir Med* **2022**; 10(4): 327-36.
2. RECOVERY Collaborative Group, Horby PW, Emberson JR, et al. Baricitinib in patients admitted to hospital with COVID-19 (RECOVERY): a randomised, controlled, open-label, platform trial and updated meta-analysis. *medRxiv* **2022**: Available at: <https://doi.org/10.1101/2022.03.02.22271623> [Preprint 3 March 2022].

**Table 30.** GRADE evidence profile, Recommendation 24

**Question:** Baricitinib with remdesivir compared to remdesivir for hospitalized patients with COVID-19

*Last updated 5/16/2021; last reviewed 10/11/2021*

Certainty assessment							№ of patients		Effect		Certainty	Importance
№ of studies	Study design	Risk of bias	Inconsistency	Indirectness	Imprecision	Other considerations	baricitinib + RDV	RDV	Relative (95% CI)	Absolute (95% CI)		
<b>Mortality (follow-up: 28 days)</b>												
1 <sup>1</sup>	randomized trials	not serious	not serious	not serious	serious <sup>a</sup>	none	24/515 (4.7%)	37/518 (7.1%)	<b>HR 0.65</b> (0.39 to 1.09)	<b>24 fewer per 1,000</b> (from 43 fewer to 6 more)	⊕⊕⊕○ MODERATE	CRITICAL
<b>Clinical recovery - hospitalized requiring supplemental O<sub>2</sub>/receiving noninvasive ventilation or high-flow O<sub>2</sub> (ordinal 5+6) (assessed with: Ordinal scale &lt;4)</b>												
1 <sup>1</sup>	randomized trials	serious <sup>b</sup>	not serious	not serious	serious <sup>c</sup>	none	344/391 (88.0%)	316/389 (81.2%)	<b>RR 1.08</b> (1.02 to 1.15)	<b>65 more per 1,000</b> (from 16 more to 122 more)	⊕⊕○○ LOW	CRITICAL
<b>Clinical recovery - receiving noninvasive ventilation or high-flow O<sub>2</sub>, invasive mechanical ventilation or ECMO (ordinal 6+7; stratified) (assessed with: Ordinal scale &lt;4)</b>												
1 <sup>1</sup>	randomized trials	not serious <sup>d</sup>	not serious	not serious	serious <sup>e</sup>	none	122/176 (69.3%)	114/191 (59.7%)	<b>HR 1.29</b> (1.00 to 1.66) <sup>d</sup>	<b>93 more per 1,000</b> (from 0 fewer to 182 more)	⊕⊕⊕○ MODERATE	CRITICAL
<b>New use of mechanical ventilation or ECMO (follow-up: 29 days)</b>												
1 <sup>1</sup>	randomized trials	serious <sup>f</sup>	not serious	not serious	serious <sup>g</sup>	none	46/461 (10.0%)	70/461 (15.2%)	<b>RR 0.66</b> (0.46 to 0.93)	<b>52 fewer per 1,000</b> (from 82 fewer to 11 fewer)	⊕⊕○○ LOW	CRITICAL

**Serious adverse events (follow-up: 28 days)**

Certainty assessment							№ of patients		Effect		Certainty	Importance
№ of studies	Study design	Risk of bias	Inconsistency	Indirectness	Imprecision	Other considerations	baricitinib + RDV	RDV	Relative (95% CI)	Absolute (95% CI)		
1 <sup>1</sup>	randomized trials	not serious	not serious	not serious	serious <sup>g</sup>	none	81/507 (16.0%)	107/509 (21.0%)	RR 0.76 (0.59 to 0.99) <sup>h</sup>	50 fewer per 1,000 (from 86 fewer to 2 fewer)	⊕⊕⊕○ MODERATE	CRITICAL
<p><b>GRADE Working Group grades of evidence</b></p> <p><b>High certainty:</b> We are very confident that the true effect lies close to that of the estimate of the effect</p> <p><b>Moderate certainty:</b> We are moderately confident in the effect estimate: The true effect is likely to be close to the estimate of the effect, but there is a possibility that it is substantially different</p> <p><b>Low certainty:</b> Our confidence in the effect estimate is limited: The true effect may be substantially different from the estimate of the effect</p> <p><b>Very low certainty:</b> We have very little confidence in the effect estimate: The true effect is likely to be substantially different from the estimate of effect</p> <p><b>Risk of bias:</b> Study limitations</p> <p><b>Inconsistency:</b> Unexplained heterogeneity across study findings</p> <p><b>Indirectness:</b> Applicability or generalizability to the research question</p> <p><b>Imprecision:</b> The confidence in the estimate of an effect to support a particular decision</p> <p><b>Publication bias:</b> Selective publication of studies</p>												

NB: Certainty ratings may be derived from evidence that includes pre-print articles, which have not been peer reviewed or published.

CI: Confidence interval; RR: Risk ratio; HR: Hazard Ratio; OR: Odds ratio; RDV: Remdesivir

### Explanations

- a. 95% CI includes substantial benefits as well as substantial harms
- b. Non-stratified subgroup post hoc analysis.
- c. Lower boundary of the 95% CI crosses our threshold for a meaningful difference.
- d. Data from table S6 in Kalil et al., 2021. Although described as "analysis as randomized" in this stratum of severe COVID-19 patients, the analysis included moving patient from a baseline of "moderate" to "severe" post hoc (19 in the baricitinib group vs. 21 in the placebo group), thus altering the original stratification. However, re-analysis using to original strata data (ordinal scale 6 and 7 from table 2) and 28-day cutoff (as a binary, non-time to event analysis) produce a similar result (RR 1.2, 95% CI 1.005 to 1.43). Not rated down for post hoc analysis concerns.
- e. 95% CI includes substantial benefits as well as no effect
- f. Not a predefined stratum. Secondary analysis.
- g. Less than 300 events; concern for fragility
- h. Serious adverse events in 5 or more participants in any preferred term by treatment group. 6/507 were thought related to study drug in the baricitinib group; 5/509 were thought to be related to the study drug in the placebo group.

### Reference

1. Kalil AC, Patterson TF, Mehta AK, et al. Baricitinib plus Remdesivir for Hospitalized Adults with Covid-19. N Engl J Med **2021**; 384: 795-807.

## Janus Kinase Inhibitors: Tofacitinib

*Section last reviewed and updated 8/21/2021*

*Last literature search conducted 7/31/2021*

**Recommendation 25: Among hospitalized adults with severe\* COVID-19 but not on non-invasive or invasive mechanical ventilation, the IDSA panel suggests tofacitinib rather than no tofacitinib. (Conditional recommendation†, Low certainty of evidence)**

### Remarks:

- Tofacitinib appears to demonstrate the most benefit in those with severe COVID-19 on supplemental or high-flow oxygen.
- Patients treated with tofacitinib should be on at least prophylactic dose anticoagulant.
- Patients who receive tofacitinib should not receive tocilizumab or other IL-6 inhibitor for treatment of COVID-19.
- The STOP-COVID Trial did not include immunocompromised patients.

\*Severe illness is defined as patients with SpO<sub>2</sub> ≤94% on room air, including patients on supplemental oxygen or oxygen through a high-flow device.

†*The guideline panel concluded that the desirable effects outweigh the undesirable effects, though uncertainty still exists, and most informed people would choose the suggested course of action, while a substantial number would not.*

### **Why is tofacitinib considered for treatment?**

Tofacitinib is a JAK inhibitor that preferentially inhibits JAK-1 and JAK-3 though it is active on all other JAK isoforms. It is FDA-approved for moderate to severe RA, active psoriatic arthritis, and moderate to severe ulcerative colitis. Like baricitinib, it is expected that JAK

inhibition leads to downstream suppression of cytokine production, thereby modulating the inflammatory cascade that results in systemic inflammation in patients with severe COVID-19. See baricitinib section (*above*) for additional rationale on considerations for treatment.

### ***Summary of the evidence***

Our literature search identified one RCT that compared the use of tofacitinib 10 mg every 12 hours for up to 14 days or placebo [202]. Patients included were those who had laboratory-confirmed SARS-CoV-2 infection and evidence of COVID-19 pneumonia on imaging and who were hospitalized for less than 72 hours. Patients in this study could not be receiving non-invasive ventilation, mechanical ventilation, or ECMO at baseline. Additionally, patients with a history of or current thrombosis, personal or first-degree family history of blood clotting disorders, immunosuppression, any active cancer, or those with certain cytopenias were excluded from this trial. Patients who received other potent immunosuppressants, or other biologic agents were excluded, while the use of glucocorticoids for the management of COVID-19 was permitted. A composite outcome of death at day 28 or respiratory failure (defined as progression to NIAID ordinal scale 6, 7, or 8) was the primary outcome.

### ***Benefits***

Treatment of hospitalized patients with COVID-19 pneumonia with tofacitinib resulted in a lower risk of the composite outcome of death or respiratory failure compared to no tofacitinib (RR: 0.63; 95% CI: 0.41, 0.97; low CoE). However, results failed to show or to exclude a beneficial or detrimental effect on mortality alone (RR: 0.49; 95% CI: 0.15, 1.63; low CoE) or progression to mechanical ventilation or ECMO by day 28 (RR: 0.25; 95% CI: 0.03, 2.20; low CoE).

### ***Harms***

Patients who received tofacitinib experienced more serious adverse events; however, this may not be meaningfully different from those that received placebo (RR: 1.18; 95%CI: 0.64, 2.15; low CoE). Use of tofacitinib for other indications has shown an increase in thrombotic

events which prompted a black box warning by the FDA [203, 204]. As COVID-19 infection itself increases the risk for VTE events; it is important to note that the patients studied were either on prophylactic or full dose anticoagulation during treatment with tofacitinib.

Tofacitinib carries four black boxed warnings for its labeled indications including a warning for 1) serious infections including tuberculosis, invasive fungal infections, bacterial, viral and other opportunistic pathogens; 2) mortality; 3) thrombosis; and 4) lymphoma and other malignancies, including an increased rate of EBV-mediated post-transplant lymphoproliferative disorder [203-206].

### ***Other considerations***

The panel agreed that the overall certainty of evidence was low due to concerns of imprecision, which recognized the limited number of events and concerns about fragility of the results in the group who likely would benefit the most (those requiring supplemental oxygen or oxygen through a high-flow device).

### ***Conclusions and research needs for this recommendation***

The guideline panel suggests tofacitinib in addition to standard of care for patient hospitalized for severe COVID-19. Due to the increased risk of VTE with treatment with tofacitinib, patients should receive at least prophylactic doses of anticoagulants during their hospital stay. Patients who received JAK inhibitors should not receive tocilizumab or other immunomodulators as no adequate evidence is available for its combined use.

**Table 31.** GRADE evidence profile, Recommendation 25

**Question:** Tofacitinib compared to no tofacitinib for hospitalized patients with COVID-19

*Last reviewed and updated 8/21/2021*

Certainty assessment							№ of patients		Effect		Certainty	Importance
№ of studies	Study design	Risk of bias	Inconsistency	Indirectness	Imprecision	Other considerations	tofacitinib	no tofacitinib	Relative (95% CI)	Absolute (95% CI)		
<b>Death or respiratory failure (follow-up: 28 days)</b>												
1 <sup>1</sup>	randomized trials	not serious	not serious	not serious	very serious <sup>a,b</sup>	none	26/144 (18.1%)	42/145 (29.0%)	<b>RR 0.63</b> (0.41 to 0.97)	<b>107 fewer per 1,000</b> (from 171 fewer to 9 fewer)	⊕⊕○○ LOW	CRITICAL
<b>Mortality (follow-up: 28 days)</b>												
1 <sup>1</sup>	randomized trials	not serious	not serious	not serious	very serious <sup>a,c</sup>	none	4/144 (2.8%)	8/145 (5.5%)	<b>RR 0.49</b> (0.15 to 1.63)	<b>28 fewer per 1,000</b> (from 47 fewer to 35 more)	⊕⊕○○ LOW	CRITICAL
<b>Progression to mechanical ventilation or ECMO (follow-up: 28 days)</b>												
1 <sup>1</sup>	randomized trials	not serious	not serious	not serious	very serious <sup>a</sup>	none	1/144 (0.7%)	4/145 (2.8%)	<b>RR 0.25</b> (0.03 to 2.20)	<b>21 fewer per 1,000</b> (from 27 fewer to 33 more)	⊕⊕○○ LOW	CRITICAL
<b>Serious adverse events (follow-up: 28 days)</b>												
1 <sup>1</sup>	randomized trials	not serious	not serious	not serious	very serious <sup>a,c</sup>	none	20/142 (14.1%) <sup>d</sup>	17/142 (12.0%)	<b>RR 1.18</b> (0.64 to 2.15)	<b>22 more per 1,000</b> (from 43 fewer to 138 more)	⊕⊕○○ LOW	CRITICAL
<b>GRADE Working Group grades of evidence</b>												
<p><b>High certainty:</b> We are very confident that the true effect lies close to that of the estimate of the effect</p> <p><b>Moderate certainty:</b> We are moderately confident in the effect estimate: The true effect is likely to be close to the estimate of the effect, but there is a possibility that it is substantially different</p> <p><b>Low certainty:</b> Our confidence in the effect estimate is limited: The true effect may be substantially different from the estimate of the effect</p> <p><b>Very low certainty:</b> We have very little confidence in the effect estimate: The true effect is likely to be substantially different from the estimate of effect</p>												
<p><b>Risk of bias:</b> Study limitations</p> <p><b>Inconsistency:</b> Unexplained heterogeneity across study findings</p> <p><b>Indirectness:</b> Applicability or generalizability to the research question</p> <p><b>Imprecision:</b> The confidence in the estimate of an effect to support a particular decision</p> <p><b>Publication bias:</b> Selective publication of studies</p>												

**Last updated November 15, 2022, and posted online at [www.idsociety.org/COVID19guidelines](http://www.idsociety.org/COVID19guidelines).  
Please check website for most updated version of these guidelines.**

*NB: Certainty ratings may be derived from evidence that includes pre-print articles, which have not been peer reviewed or published.*

**CI:** Confidence interval; **ECMO:** Extracorporeal mechanical oxygenation; **RR:** Risk ratio

**Explanations**

- a. Small number of events; fragility present.
- b. Upper boundary of the 95% CI crosses a threshold of meaningful effect.
- c. 95% CI cannot exclude no harm.
- d. One DVT was observed in the tofacitinib group vs zero in the placebo group.

**Reference**

1. Guimaraes PO, Quirk D, Furtado RH, et al. Tofacitinib in Patients Hospitalized with Covid-19 Pneumonia. *N Engl J Med* **2021**; 385(5): 406-15.



## Ivermectin

*Section last reviewed and updated 10/10/2022*

*Last literature search conducted 8/31/2022*

**Recommendation 26 (UPDATED 10/10/2022):** In hospitalized patients with COVID-19, the IDSA panel suggests against ivermectin. (Conditional recommendation<sup>††</sup>, Very low certainty of evidence)

**Recommendation 27 (UPDATED 10/10/2022):** In ambulatory persons with COVID-19, the IDSA panel recommends against ivermectin. (Strong recommendation, Moderate certainty of evidence)

*††The guideline panel concluded that the undesirable effects outweigh the desirable effects, though uncertainty still exists, and most informed people would choose the suggested course of action, while a substantial number would not.*

### ***Why is ivermectin considered for treatment?***

Ivermectin is an anti-parasitic agent that is FDA-approved for onchocerciasis and strongyloidiasis and is used off-label for the treatment of many parasitic infections. Although it has *in vitro* activity against some viruses, including SARS-CoV-2, it has no proven therapeutic utility. *In vitro* activity against SARS-CoV-2 [207] requires concentrations considerably higher than those achieved in human plasma and lung tissue to reach the *in vitro* IC<sub>50</sub> [208]. Ivermectin has been shown to have anti-inflammatory effects in *in vitro* and *in vivo* studies hence hypothesized to have a mechanism beyond its anti-viral effects in the treatment of COVID-19 [209, 210].

Since ivermectin is generally well tolerated, it was empirically evaluated in uncontrolled studies for COVID-19, alone and in combination with other off-label medications.

### ***Summary of the evidence***

Our search identified 28 studies in patients with COVID-19 with ages ranging between 8 and 86 years that reported on the outcomes of mortality, symptom resolution, viral clearance, and adverse events, and informed the evidence review for inpatient and outpatient therapy [211-231]. Eligible studies compared treatment with ivermectin against a placebo or standard of care. Studies comparing ivermectin to a non-placebo, active comparison (i.e., a different agent considered a possible treatment for COVID-19 infection by clinicians) or that did not provide a comparison arm were not included in these analyses. Several studies did not meet eligibility for inclusion in this review. Three trials compared ivermectin to hydroxychloroquine (comparison to treatment with evidence of harm) [232-234]; two trials examined ivermectin as prophylactic treatment [235, 236]; and two trials did not provide study data in a peer-reviewed, published, or pre-print manuscript [234, 237].

The studies that informed the recommendations for hospitalized patients included 15 randomized control trials (RCTs) [211-215, 219-222, 230, 231, 238-241]. Sixteen RCTs [213, 214, 216-218, 223-229, 241-244] informed the recommendation for ambulatory persons. Each of them compared an active treatment arm of ivermectin to an inactive comparison (e.g., standard of care with or without placebo).

The evidence informing the recommendations for treating hospitalized and ambulatory persons with ivermectin reported on the use of a range of doses (100 mcg/kg/day to 400 mcg/kg/day) and durations (one day up to seven days). Among studies reporting on hospitalized patients, substantial heterogeneity was observed, introduced by one study (**Supplementary Figure s10c**) [211]. Ahmed 2020 treated patients with ivermectin for a duration of five days, rather than one day as used by the remaining studies. This may explain the heterogeneity between studies; however, excluding Ahmed 2020, any meaningful reduction in viral clearance was still not demonstrated by the summary estimate (**Supplementary Figure s10d**). Heterogeneity was not observed for other outcomes reported for hospitalized or ambulatory persons.

Among the RCTs, the risk of bias was high in two trials because of unsuccessful randomization into treatment and control groups. Hashim et al (2020) [214] inadequately randomized participants by allocating them to respective treatment arms on odd and even

days, as well as assigning all critically ill patients to the ivermectin arm, and Podder et al (2020) [215] allocated participants based on odd or even registration numbers. In addition, across many RCTs, there were concerns due to lack of blinding of study personnel, which may lead to over- or under-estimates of treatment effects, particularly for subjective outcomes (e.g., symptom resolution, adverse events).

### ***Benefits***

#### **Hospitalized**

The evidence from RCTs failed to demonstrate a meaningful effect on mortality or need for mechanical ventilation among persons with COVID-19 (risk ratio [RR]: 0.85; 95% confidence interval [CI]: 0.40, 1.84; moderate certainty of evidence [CoE] and RR: 0.45; 95% CI: 0.24, 0.86, low CoE, respectively). Persons receiving treatment with ivermectin rather than no ivermectin failed to demonstrate a beneficial or detrimental effect on symptom resolution or viral clearance at day seven (RR: 1.07; 95% CI: 0.69, 1.65; very low CoE and RR: 1.06; 95% CI: 0.74, 1.52; very low CoE, respectively).

#### **Ambulatory**

Treatment with ivermectin does not reduce mortality (RR: 0.86; 95% CI: 0.53, 1.40; high CoE). Treatment with ivermectin may reduce progression to severe disease; however, the evidence failed to demonstrate a beneficial or detrimental effect on symptoms (RR: 0.70; 95% CI: 0.44, 1.11; moderate CoE). Treatment with ivermectin failed to demonstrate a beneficial or detrimental effect on hospitalization or viral clearance at day seven (RR: 0.88; 95% CI: 0.71, 1.11, moderate CoE, and RR: 1.01; 95% CI: 0.78, 1.31; very low CoE, respectively). The evidence is very uncertain due to the inclusion of one study without appropriate randomization, but ivermectin may reduce the time to recovery among ambulatory persons with COVID-19 (mean difference: 2.99 days fewer; 95% CI: 4.76 to 1.22 days fewer; very low CoE). However, the ACTIV-6 trial did not show a reduction in time to recovery with a hazard ratio: 1.09 (0.98, 1.22) [229].

### ***Harms***

In doses typically used for the treatment of parasitic infections, ivermectin is well tolerated. We are unable to exclude the potential for serious adverse events in hospitalized patients and ambulatory persons with COVID-19 treated with ivermectin rather than no ivermectin, (RR: 1.03; 95% CI: 0.32, 3.34; moderate CoE and RR: 0.81; 95% CI: 0.51, 1.30; moderate CoE, respectively).

### ***Other considerations***

The panel determined the certainty of evidence of treatment of ivermectin for hospitalized patients to be very low due to concerns with risk of bias (i.e., study limitations) and imprecision. However, the panel's decision for hospitalized patients was indirectly informed by the lack of benefit of ivermectin as seen in studies in ambulatory persons. The panel determined the certainty of evidence of treatment of ivermectin for ambulatory persons to be moderate due to concerns with imprecision. The guideline panel made a conditional recommendation against treatment of COVID-19 with ivermectin outside of the context of a clinical trial for both patients with COVID-19 hospitalized or in the outpatient setting.

### ***Conclusions and research needs for this recommendation***

The guideline panel suggests against ivermectin for the treatment of hospitalized patients with COVID-19. The guideline panel recommends against ivermectin for the treatment of outpatients with COVID-19.

Table 32. GRADE evidence profile, Recommendation 26

Question: Ivermectin compared to no ivermectin for patients hospitalized with COVID-19

Last reviewed and updated 10/10/2022

Certainty assessment							№ of patients		Effect		Certainty	Importance
№ of studies	Study design	Risk of bias	Inconsistency	Indirectness	Imprecision	Other considerations	ivermectin	no ivermectin	Relative (95% CI)	Absolute (95% CI)		
<b>Mortality (follow-up: range 14 days to 28 days)</b>												
11 <sup>1-11</sup>	randomized trials	not serious <sup>a</sup>	not serious <sup>b</sup>	not serious	serious <sup>c</sup>	none	66/1033 (6.4%)	53/937 (5.7%)	RR 0.85 (0.40 to 1.84)	8 fewer per 1,000 (from 34 fewer to 48 more)	⊕⊕⊕○ MODERATE	CRITICAL
<b>Need for mechanical ventilation (follow-up: 28 days)</b>												
3 <sup>7,8,11</sup>	randomized trials	serious <sup>d</sup>	not serious	not serious	very serious <sup>e</sup>	none	13/594 (2.2%)	28/583 (4.8%)	RR 0.45 (0.24 to 0.86)	26 fewer per 1,000 (from 37 fewer to 7 fewer)	⊕○○○ VERY LOW	CRITICAL
<b>Symptom resolution (follow-up: 7 days)</b>												
1 <sup>12</sup>	randomized trials	serious <sup>d</sup>	not serious	not serious	very serious <sup>e</sup>	none	16/25 (64.0%)	15/25 (60.0%)	RR 1.07 (0.69 to 1.65)	42 more per 1,000 (from 186 fewer to 390 more)	⊕○○○ VERY LOW	CRITICAL
<b>Viral clearance at day 7 (RCT) (follow-up: range 7 days to 29 days)</b>												
6 <sup>4,5,8,10,13,14</sup>	randomized trials	serious <sup>e</sup>	serious <sup>f</sup>	serious <sup>g</sup>	very serious <sup>e</sup>	none	77/202 (38.1%)	55/158 (34.8%)	RR 1.06 (0.74 to 1.52)	21 more per 1,000 (from 91 fewer to 181 more)	⊕○○○ VERY LOW	IMPORTANT
<b>Serious adverse events (follow-up: 28 days)</b>												
6 <sup>2,4,7,8,9,11</sup>	randomized trials	not serious	not serious	not serious	serious <sup>c</sup>	none	38/734 (5.2%)	52/712 (7.3%)	RR 1.03 (0.32 to 3.34)	2 more per 1,000 (from 50 fewer to 171 more)	⊕⊕⊕○ MODERATE	CRITICAL
<b>GRADE Working Group grades of evidence</b>												
High certainty: We are very confident that the true effect lies close to that of the estimate of the effect												
Moderate certainty: We are moderately confident in the effect estimate: The true effect is likely to be close to the estimate of the effect, but there is a possibility that it is substantially different												
Low certainty: Our confidence in the effect estimate is limited: The true effect may be substantially different from the estimate of the effect												
Very low certainty: We have very little confidence in the effect estimate: The true effect is likely to be substantially different from the estimate of effect												

<p><b>Risk of bias:</b> Study limitations <b>Inconsistency:</b> Unexplained heterogeneity across study findings <b>Indirectness:</b> Applicability or generalizability to the research question <b>Imprecision:</b> The confidence in the estimate of an effect to support a particular decision <b>Publication bias:</b> Selective publication of studies</p>
--

*NB: Certainty ratings may be derived from evidence that has not been peer reviewed or published.*

**CI:** Confidence interval; **RR:** Risk ratio

### Explanations

- a. Hashim 2021 allocated patients based on odd/even days of recruitment.
- b. Substantial heterogeneity observed ( $I^2=68\%$ ) and introduced by Elshafie 2022 in which mortality events were reported at day 14 instead of 28 days.
- c. The 95% CI cannot exclude no meaningful effect. Few events reported do not meet the optimal information size and suggest fragility of the estimate
- d. Open label trial may lead to bias with measurement of subjective outcomes.
- e. Podder 2020 assigns participants based on odd or even registration numbers, also, 20 patients were excluded following randomization without sensitivity analysis to explore imbalance across treatment arms.
- f. Some heterogeneity observed ( $I^2=53\%$ ). Possibly explained by the longer duration of treatment (5 days compared to 1 day) in Ahmed 2021.
- g. Viral clearance is a surrogate for clinical improvement, such as hospitalization, need for ICU care and mechanical ventilation.

### References

1. Beltran Gonzalez JL, Gonzalez Gamez M, Mendoza Enciso EA, et al. Efficacy and Safety of Ivermectin and Hydroxychloroquine in Patients with Severe COVID-19: A Randomized Controlled Trial. *Infect Dis Rep* **2022**; 14(2): 160-8.
2. Krolewiecki A, Lifschitz A, Moragas M, et al. Antiviral effect of high-dose ivermectin in adults with COVID-19: A proof-of-concept randomized trial. *EClinicalMedicine* **2021**; 37: 100959.
3. Abd-Elsalam S, Noor RA, Badawi R, et al. Clinical study evaluating the efficacy of ivermectin in COVID-19 treatment: A randomized controlled study. *J Med Virol* **2021**; 93(10): 5833-8.
4. Chaccour C, Casellas A, Blanco-Di Matteo A, et al. The effect of early treatment with ivermectin on viral load, symptoms and humoral response in patients with non-severe COVID-19: A pilot, double-blind, placebo-controlled, randomized clinical trial. *EClinicalMedicine* **2021**; 32: 100720.
5. Mohan A, Tiwari P, Suri T, Mittal S, Patel AA, Jain A. Ivermectin in mild and moderate COVID-19 (RIVET-COV): a randomized, placebo-controlled trial. *Research Square* **2021**: Available at: <https://doi.org/10.21203/rs.3.rs-191648/v1> [Preprint 2 February 2021].
6. Hashim HA, Maulood MF, Rasheed AM, Fatak DF, Kabah KK, Abdulmir AS. Controlled randomized clinical trial on using Ivermectin with Doxycycline for treating COVID-19 patients in Baghdad, Iraq. *medRxiv* **2020**: Available at: <https://doi.org/10.1101/2020.10.26.20219345> [Preprint 27 October 2020].
7. Lim SCL, Hor CP, Tay KH, et al. Efficacy of Ivermectin Treatment on Disease Progression Among Adults With Mild to Moderate COVID-19 and Comorbidities: The I-TECH Randomized Clinical Trial. *JAMA Intern Med* **2022**; 182(4): 426-35.
8. Manomaipiboon A, Pholtawornkulchai K, Poopitapab S, et al. Efficacy and safety of ivermectin in the treatment of mild to moderate COVID-19 infection: a randomized, double-blind, placebo-controlled trial. *Trials* **2022**; 23(1): 714.
9. Elshafie AH, Elsayah HK, Hammad M, et al. Ivermectin role in COVID-19 treatment (IRICT): single-center, adaptive, randomized, double-blind, placebo-controlled, clinical trial. *Expert Rev Anti Infect Ther* **2022**; 20(10): 1341-50.
10. George B, Moorthy M, Kulkarni U, et al. Single Dose of Ivermectin is not Useful in Patients with Hematological Disorders and COVID-19 Illness: A Phase II B Open Labelled Randomized Controlled Trial. *Indian J Hematol Blood Transfus* **2022**; 38(4): 615-22.
11. Rezai MS, Ahangarkani F, Hill A, et al. Non-effectiveness of Ivermectin on Inpatients and Outpatients With COVID-19; Results of Two Randomized, Double-Blinded, Placebo-Controlled Clinical Trials. *Front Med (Lausanne)* **2022**; 9: 919708.
12. Chachar AZK, Khan KA, Asif M, Tanveer K, Khaqan A, Basri R. Effectiveness of Ivermectin in SARS-CoV-2/COVID-19 Patients. *Int J Sci* **2020**; 9(09): 31-5.
13. Ahmed S, Karim MM, Ross AG, et al. A five-day course of ivermectin for the treatment of COVID-19 may reduce the duration of illness. *Int J Infect Dis* **2020**; 103: 214-6.

**Last updated November 15, 2022, and posted online at [www.idsociety.org/COVID19guidelines](http://www.idsociety.org/COVID19guidelines).  
Please check website for most updated version of these guidelines.**

14. Podder CS, Chowdhury N, Sina MI, UI Haque WMM. Outcome of ivermectin treated mild to moderate COVID-19 cases: a single-centre, open-label, randomised controlled study. *IMC J Med Sci* **2020**; 14(2): 11-8.

**Table 33.** GRADE evidence profile, Recommendation 27

**Question:** Ivermectin compared to no ivermectin for ambulatory persons for management of COVID-19

*Last reviewed and updated 10/10/2022*

Certainty assessment							№ of patients		Effect		Certainty	Importance
№ of studies	Study design	Risk of bias	Inconsistency	Indirectness	Imprecision	Other considerations	ivermectin	no ivermectin	Relative (95% CI)	Absolute (95% CI)		
<b>Mortality</b>												
14 <sup>1-14</sup>	randomized trials	not serious <sup>a</sup>	not serious	not serious	not serious	none	29/3580 (0.8%)	37/3393 (1.1%)	RR 0.86 (0.53 to 1.40)	2 fewer per 1,000 (from 5 fewer to 4 more)	⊕⊕⊕⊕ HIGH	CRITICAL
<b>Progression to severe disease (assessed with: need for invasive ventilation)</b>												
7 <sup>1,2,4,5,7,8,12</sup>	randomized trials	not serious	not serious	not serious	serious <sup>b</sup>	none	31/1505 (2.1%)	43/1375 (3.1%)	RR 0.70 (0.44 to 1.11)	9 fewer per 1,000 (from 18 fewer to 3 more)	⊕⊕⊕○ MODERATE	CRITICAL
<b>Hospitalization (follow-up: 28 days)</b>												
7 <sup>8,10-15</sup>	randomized trials	not serious	not serious	not serious	serious <sup>c</sup>	none	134/2714 (4.9%)	141/2517 (5.6%)	RR 0.88 (0.71 to 1.11)	7 fewer per 1,000 (from 16 fewer to 6 more)	⊕⊕⊕○ MODERATE	CRITICAL
<b>Viral clearance at day 7 (RCT) (follow-up: range 6 days to 29 days)</b>												
6 <sup>2-4,8,13,15</sup>	randomized trials	not serious	not serious	serious <sup>d,e</sup>	very serious <sup>c</sup>	none	178/574 (31.0%)	193/281 (68.7%)	RR 1.01 (0.78 to 1.31)	7 more per 1,000 (from 151 fewer to 213 more)	⊕○○○ VERY LOW	IMPORTANT
<b>Time to recovery (assessed with: days)</b>												
4 <sup>1,5,6,12</sup>	randomized trials	very serious <sup>a,f</sup>	serious <sup>g</sup>	not serious <sup>h</sup>	not serious	none	709	576	-	MD 2.99 days fewer (4.76 fewer to 1.22 fewer) <sup>i</sup>	⊕○○○ VERY LOW	IMPORTANT
<b>Serious adverse events (respiratory failure, sepsis, multiorgan failure, etc.)</b>												
7 <sup>2,3,5,8,10,11,16</sup>	randomized trials	not serious	not serious	not serious	serious <sup>j</sup>	none	31/1973 (1.6%)	40/1933 (2.1%)	RR 0.81 (0.51 to 1.30)	4 fewer per 1,000 (from 10 fewer to 6 more)	⊕⊕⊕○ MODERATE	CRITICAL



#### GRADE Working Group grades of evidence

**High certainty:** We are very confident that the true effect lies close to that of the estimate of the effect

**Moderate certainty:** We are moderately confident in the effect estimate: The true effect is likely to be close to the estimate of the effect, but there is a possibility that it is substantially different

**Low certainty:** Our confidence in the effect estimate is limited: The true effect may be substantially different from the estimate of the effect

**Very low certainty:** We have very little confidence in the effect estimate: The true effect is likely to be substantially different from the estimate of effect

**Risk of bias:** Study limitations

**Inconsistency:** Unexplained heterogeneity across study findings

**Indirectness:** Applicability or generalizability to the research question

**Imprecision:** The confidence in the estimate of an effect to support a particular decision

**Publication bias:** Selective publication of studies

*NB: Certainty ratings may be derived from evidence that has not been peer reviewed or published.*

**CI:** Confidence interval; **RR:** Risk ratio; **MD:** Mean difference

#### Explanations

- a. Concerns with unmeasured and residual confounding. Hashim 2021 allocated patients based on odd/even days of recruitment.
- b. The 95% CI cannot exclude no benefit from treatment.
- c. The 95% CI includes the potential for both appreciable benefit as well as the potential for harm. Few events reported do not meet the optimal information size and suggest fragility of the estimate
- d. Viral clearance is a surrogate for clinical improvement, such as hospitalization, need for ICU care and mechanical ventilation.
- e. Ravikirti 2021 reported viral clearance at day 6.
- f. Open label trial may lead to bias with measurement of subjective outcomes.
- g. High heterogeneity I<sup>2</sup>=90% introduced by Hashim 2021.
- h. Ivermectin was combined with doxycycline.
- i. The binary endpoint of time to recovery from the ACTIV-6 trial could not be combined with pooled continuous analysis of days to recovery; however, did not show a reduction with a HR: 1.09 (0.98, 1.22).
- j. The 95% CI cannot exclude the potential of increased SAEs in the treatment arm. Few events suggest fragility in the estimate.

#### References

1. Hashim HA, Maulood MF, Rasheed AM, Fatak DF, Kabah KK, Abdulmir AS. Controlled randomized clinical trial on using Ivermectin with Doxycycline for treating COVID-19 patients in Baghdad, Iraq. medRxiv **2020**: Available at: <https://doi.org/10.1101/2020.10.26.20219345> [Preprint 27 October 2020].
2. Chaccour C, Casellas A, Blanco-Di Matteo A, et al. The effect of early treatment with ivermectin on viral load, symptoms and humoral response in patients with non-severe COVID-19: A pilot, double-blind, placebo-controlled, randomized clinical trial. EClinicalMedicine **2021**; 32: 100720.
3. Bukhari SKHS, Asghar A, Perveen N, et al. Efficacy of Ivermectin in COVID-19 Patients with Mild to Moderate Disease. medRxiv **2021**: Available at: <https://doi.org/10.1101/2021.02.02.21250840> [Preprint 5 February 2021].
4. Ravikirti, Roy R, Pattadar C, et al. Ivermectin as a potential treatment for mild to moderate COVID-19—A double blind randomized placebo-controlled trial. medRxiv **2021**: Available at: <https://doi.org/10.1101/2021.01.05.21249310> [Preprint 9 January 2021].
5. Lopez-Medina E, Lopez P, Hurtado IC, et al. Effect of Ivermectin on Time to Resolution of Symptoms Among Adults With Mild COVID-19: A Randomized Clinical Trial. JAMA **2021**; 325(14): 1426-35.
6. Mahmud R, Rahman MM, Alam I, et al. Ivermectin in combination with doxycycline for treating COVID-19 symptoms: a randomized trial. J Int Med Res **2021**; 49(5): 3000605211013550.
7. Vallejos J, Zoni R, Bangher M, et al. Ivermectin to prevent hospitalizations in patients with COVID-19 (IVERCOR-COVID19) a randomized, double-blind, placebo-controlled trial. BMC Infect Dis **2021**; 21(1): 635.

8. Reis G, Silva E, Silva DCM, et al. Effect of Early Treatment with Ivermectin among Patients with Covid-19. *N Engl J Med* **2022**; 386(18): 1721-31. Abbas, K. U., Muhammad, S., & Ding, S. F. (2022). The effect of ivermectin on reducing viral symptoms in patients with mild COVID-19. *Indian Journal of Pharmaceutical Sciences*,87-91.
9. Accelerating COVID-19 Therapeutic Interventions and Vaccines (ACTIV)-6 Study Group, Naggie S. Ivermectin for Treatment of Mild-to-Moderate COVID-19 in the Outpatient Setting: A Decentralized, Placebo-controlled, Randomized, Platform Clinical Trial. *medRxiv* **2022**: Available at: <https://doi.org/10.1101/2022.06.10.22276252> [Preprint 12 June 2022].
10. Angkasekwinai N, Rattanaumpawan P, Chayakulkeeree M, et al. Safety and Efficacy of Ivermectin for the Prevention and Treatment of COVID-19: A Double-Blinded Randomized Placebo-Controlled Study. *Antibiotics (Basel)* **2022**; 11(6).
11. Mirahmadizadeh A, Semati A, Heiran A, et al. Efficacy of single-dose and double-dose ivermectin early treatment in preventing progression to hospitalization in mild COVID-19: A multi-arm, parallel-group randomized, double-blind, placebo-controlled trial. *Respirology* **2022**; 27(9): 758-66.
12. Rezai MS, Ahangarkani F, Hill A, et al. Non-effectiveness of Ivermectin on Inpatients and Outpatients With COVID-19; Results of Two Randomized, Double-Blinded, Placebo-Controlled Clinical Trials. *Front Med (Lausanne)* **2022**; 9: 919708.
13. Bramante CT, Huling JD, Tignanelli CJ, et al. Randomized Trial of Metformin, Ivermectin, and Fluvoxamine for Covid-19. *N Engl J Med* **2022**; 387(7): 599-610.
14. Biber A, Harmelin G, Lev D, et al. The effect of ivermectin on the viral load and culture viability in early treatment of nonhospitalized patients with mild COVID-19 - a double-blind, randomized placebo-controlled trial. *Int J Infect Dis* **2022**; 122: 733-40.
15. Buonfrate D, Chesini F, Martini D, et al. High-dose ivermectin for early treatment of COVID-19 (COVER study): a randomised, double-blind, multicentre, phase II, dose-finding, proof-of-concept clinical trial. *Int J Antimicrob Agents* **2022**; 59(2): 106516.

## Fluvoxamine

*Section last reviewed and updated 11/8/2021*

*Last literature search conducted 10/31/2021*

**Recommendation 28: Among ambulatory patients with COVID-19, the IDSA guideline panel recommends fluvoxamine only in the context of a clinical trial. (Knowledge gap)**

### ***Why is fluvoxamine considered for treatment?***

Fluvoxamine is a selective serotonin reuptake inhibitor (SSRI) which is currently FDA-approved for the treatment of obsessive-compulsive disorder. SSRIs have been shown to have affinity for Sigma-1 receptors, which have been demonstrated to modulate cytokine levels in animal models of septic shock [245]. Additionally, pharmacologic agents that act at Sigma-1 receptors have demonstrated *in vitro* activity against SARS-CoV-2 [246]. Amongst the SSRIs, fluvoxamine has been shown to have the high affinity for these receptors making it a potential repurposed drug option for the management of COVID-19 [247]. SSRIs like fluvoxamine may decrease uptake of serotonin from platelets during thrombosis, resulting in decreased neutrophil recruitment and platelet aggregation, which may be helpful in the early stages of COVID-19 [248, 249].

### ***Summary of the evidence***

Our search identified two RCTs that reported on ambulatory patients with SARS-CoV-2 infection [250, 251]. Patients in these studies were randomized to fluvoxamine or placebo/usual care. Both trials included symptomatic outpatients who tested positive for SARS-CoV-2 infection within seven days. Reis included patients who were at high risk for severe infection and utilized a composite primary outcome of hospitalization or emergency room visit lasting greater than six hours [251]. Additional outcomes reported in the two trials included mortality, hospitalization, emergency room visit lasting >6 hours, progression to oxygen saturation <92%, viral clearance, and serious adverse events.

## **Benefits**

### Outpatients

Among symptomatic ambulatory patients with COVID-19, fluvoxamine failed to demonstrate or to exclude a beneficial effect on mortality at 28 days compared to no fluvoxamine (RR: 0.69; 95% CI: 0.38, 1.27; low CoE). Fluvoxamine showed a reduction of the composite outcome of hospitalizations, emergency room visits lasting >6 hours, or oxygen saturation <92% (RR: 0.64; 0.50, 0.84; low CoE). When evaluating the effect on hospitalizations only, there was a trend toward less hospitalizations in fluvoxamine treated patients compared to those not receiving fluvoxamine (RR: 0.75; 95% CI: 0.57, 0.99; low CoE). Treatment with fluvoxamine failed to show a benefit in viral clearance at day seven (RR: 0.74; 0.52, 1.05; very low CoE).

## **Harms**

The risk of serious adverse events in patients receiving fluvoxamine was not greater than those not receiving fluvoxamine (RR: 0.81; 95% CI: 0.59, 1.12; low CoE).

## **Other considerations**

The panel agreed on the overall low certainty of evidence given the sparseness in mortality data and because upper boundary of the 95% confidence interval failed to exclude the risk of possible harms. The panel also had concerns about the generalizability/indirectness in the results surrounding hospitalization and emergency room visit >6 hours as one study [251] was partially conducted in patients with extended stays in emergency settings (mobile hospitals) to inform the primary endpoint, and it is unclear if resource constraints (possible contingency setting) may have affected the total number of events (i.e., emergency room stays and rates of hospitalization).

## **Conclusions and research needs for this recommendation**

Last updated November 15, 2022, and posted online at [www.idsociety.org/COVID19guidelines](http://www.idsociety.org/COVID19guidelines).  
Please check website for most updated version of these guidelines.

The guideline panel recommends fluvoxamine only in the context of a clinical trial to better delineate the effects of fluvoxamine on disease progression, such as need for hospital admission, ICU care, and ultimately, mortality.

**Table 34.** GRADE evidence profile, Recommendation 28

**Question:** Fluvoxamine compared to no fluvoxamine for ambulatory patients with COVID-19

**Last reviewed and updated 11/8/2021**

Certainty assessment							№ of patients		Effect		Certainty	Importance
№ of studies	Study design	Risk of bias	Inconsistency	Indirectness	Imprecision	Other considerations	fluvoxamine	no fluvoxamine	Relative (95% CI)	Absolute (95% CI)		
<b>Mortality (follow-up: 28 days) <sup>a</sup></b>												
2 <sup>1,2</sup>	randomized trials	not serious	not serious	not serious	very serious <sup>b</sup>	none	17/821 (2.1%)	25/828 (3.0%)	<b>RR 0.69</b> (0.38 to 1.27)	<b>9 fewer per 1,000</b> (from 19 fewer to 8 more)	⊕⊕○○ LOW	CRITICAL
<b>Hospitalization, emergency room visits (&gt;6 hours), or oxygen saturation &lt;92% (follow-up: 28 days) <sup>a</sup></b>												
2 <sup>1,2</sup>	randomized trials	not serious	not serious	serious <sup>c</sup>	serious <sup>b</sup>	none	79/821 (9.6%)	125/828 (15.1%)	<b>RR 0.64</b> (0.50 to 0.84)	<b>54 fewer per 1,000</b> (from 75 fewer to 24 fewer)	⊕⊕○○ LOW	CRITICAL
<b>Hospitalization for COVID-19 (follow-up: 28 days) <sup>a</sup></b>												
2 <sup>1,2</sup>	randomized trials	not serious	not serious	not serious	very serious <sup>b</sup>	none	76/821 (9.3%)	103/828 (12.4%)	<b>RR 0.75</b> (0.57 to 0.99)	<b>31 fewer per 1,000</b> (from 53 fewer to 1 fewer)	⊕⊕○○ LOW	CRITICAL
<b>Viral clearance (follow-up: 7 days)</b>												
1 <sup>2</sup>	randomized trials	serious <sup>d</sup>	not serious	serious <sup>e</sup>	very serious <sup>b</sup>	none	40/207 (19.3%)	58/221 (26.2%)	<b>RR 0.74</b> (0.52 to 1.05)	<b>68 fewer per 1,000</b> (from 126 fewer to 13 more)	⊕○○○ VERY LOW	IMPORTANT
<b>Serious adverse events <sup>a</sup></b>												
2 <sup>1,2</sup>	randomized trials	not serious	not serious	not serious	very serious <sup>f</sup>	none	60/821 (7.3%)	75/828 (9.1%)	<b>RR 0.81</b> (0.59 to 1.12)	<b>17 fewer per 1,000</b> (from 37 fewer to 11 more)	⊕⊕○○ LOW	CRITICAL
<b>GRADE Working Group grades of evidence</b>												
<b>High certainty:</b> We are very confident that the true effect lies close to that of the estimate of the effect												
<b>Moderate certainty:</b> We are moderately confident in the effect estimate: The true effect is likely to be close to the estimate of the effect, but there is a possibility that it is substantially different												
<b>Low certainty:</b> Our confidence in the effect estimate is limited: The true effect may be substantially different from the estimate of the effect												
<b>Very low certainty:</b> We have very little confidence in the effect estimate: The true effect is likely to be substantially different from the estimate of effect												

**Risk of bias:** Study limitations  
**Inconsistency:** Unexplained heterogeneity across study findings  
**Indirectness:** Applicability or generalizability to the research question  
**Imprecision:** The confidence in the estimate of an effect to support a particular decision  
**Publication bias:** Selective publication of studies

*NB: Certainty ratings may be derived from evidence that includes pre-print articles, which have not been peer reviewed or published.*

**CI:** Confidence interval; **RR:** Risk ratio; **MD:** Mean difference

#### **Explanations**

- a. Lenze et al had a 15-day follow-up period; Reis et al had a 28 day follow up period; Serious adverse events for Reis et al included only the non-mortal grade 4 and grade 3 treatment emergent adverse events.
- b. 95% CI includes both the potential for benefit and the risk of harms; few events suggest fragility of the estimate.
- c. Hospitalization, emergency room visits are surrogate marker for clinical deterioration leading to ICU care, ventilation and mortality. In addition, best supportive care may have been substantially different in Brazil at that time compared to the U.S. health system.
- d. Data available for approximately 1/3 of study population per treatment group.
- e. Viral clearance is a surrogate for clinical improvement, such as hospitalization, need for ICU care, and mechanical ventilation.
- f. 95% CI cannot exclude the possibility of meaningful harm.

#### **References**

1. Lenze EJ, Mattar C, Zorumski CF, et al. Fluvoxamine vs Placebo and Clinical Deterioration in Outpatients With Symptomatic COVID-19: A Randomized Clinical Trial. *JAMA* **2020**; 324(22): 2292-300.
2. Reis G, dos Santos Moreira Silva EA, Medeiros Silva DC, et al. Effect of early treatment with fluvoxamine on risk of emergency care and hospitalisation among patients with COVID-19: the TOGETHER randomised, platform clinical trial. *Lancet* **2021**; S2214-109X(21): 00448-4.

## Nirmatrelvir/Ritonavir

*Section last reviewed and updated 12/29/2021*

*Last literature search conducted 12/28/2021*

### Resources:

- [University of Liverpool: COVID-19 drug interaction checker](#)
- [University of Liverpool: HIV drug interaction checker](#)

**Recommendation 29:** In ambulatory patients with mild-to-moderate COVID-19 at high risk for progression to severe disease, the IDSA guideline panel suggests nirmatrelvir/ritonavir initiated within five days of symptom onset rather than no nirmatrelvir/ritonavir. (Conditional recommendation†, Low certainty of evidence)

### Remarks:

- Patients' medications need to be screened for serious drug interactions (i.e., medication reconciliation). Patients on ritonavir- or cobicistat-containing HIV or hepatitis C virus regimens should continue their treatment as indicated.
- Dosing based on renal function:
  - Estimated glomerular filtration rate (eGFR) > 60 ml/min: 300 mg nirmatrelvir/100 ritonavir every 12 hours for five days
  - eGFR ≤60 mL/min and ≥30 mL/min: 150 mg nirmatrelvir/100 mg ritonavir every 12 hours for five days
  - eGFR <30 mL/min: not recommended
- Patients with mild-to-moderate COVID-19 who are at high risk of progression to severe disease admitted to the hospital for reasons other than COVID-19 may also receive nirmatrelvir/ritonavir

*Options for treatment and management of ambulatory patients include nirmatrelvir/ritonavir, three-day treatment with remdesivir, molnupiravir, and neutralizing monoclonal antibodies. Patient-specific factors (e.g., symptom duration, renal function, drug*



*interactions) as well as product availability should drive decision-making regarding choice of agent. Data for combination treatment do not exist in this setting.*

*†The guideline panel concluded that the desirable effects outweigh the undesirable effects, though uncertainty still exists, and most informed people would choose the suggested course of action, while a substantial number would not.*

**Figure 6.** FDA EUA criteria for the use of nirmatrelvir/ritonavir co-packaged as Paxlovid™<sup>1</sup>

Paxlovid is authorized for the treatment of mild-to-moderate COVID-19 in adults and pediatric patients (12 years of age and older weighing at least 40 kg) with positive results of direct SARS-CoV-2 viral testing, and who are at high risk for progression to severe COVID-19, including hospitalization or death.

#### Reference

1. U.S. Food and Drug Administration. Fact Sheet for Health Care Providers: Emergency Use Authorization (EUA) for Paxlovid™ Available at: <https://www.fda.gov/media/155050/download>. Accessed 22 December 2021.

#### ***Why is nirmatrelvir/ritonavir considered for treatment?***

Nirmatrelvir is an inhibitor to the main protease (Mpro) of SARS-CoV-2; inhibition of this enzyme blocks viral replication. Nirmatrelvir is a substrate of the cytochrome P450 3A4 isoenzyme system and is co-packaged with an HIV-1 protease inhibitor, ritonavir, a potent inhibitor of cytochrome P450 3A4. Coadministration results in higher concentrations and a longer half-life of nirmatrelvir, allowing for every 12-hour dosing. The FDA granted EUA to nirmatrelvir/ritonavir on December 22, 2021, for the treatment of mild-to-moderate COVID-19 in adults and pediatric patients who are at high risk for progression to severe COVID-19, including hospitalization or death [252].

#### ***Summary of the evidence***

Our search identified one RCT reporting on treatment of mild-to-moderate COVID-19 in patients at high risk for progression to severe disease [252]. Data have not yet been published, but data to prepare this recommendation was extracted from the FDA EUA document.

## ***Benefits***

### Nirmatrelvir/ritonavir

All-cause mortality through day 28 may be lower in patients receiving nirmatrelvir/ritonavir compared to no nirmatrelvir/ritonavir (RR: 0.04; 95% CI: 0.00, 0.69; low CoE). Patients treated with nirmatrelvir/ritonavir rather than no nirmatrelvir/ritonavir may have fewer COVID-19-related hospitalizations (RR: 0.12; 95% CI: 0.06, 0.26; low CoE). The composite endpoint of COVID-19-related hospitalizations or mortality was lower in patients receiving nirmatrelvir/ritonavir compared to no nirmatrelvir/ritonavir (RR: 0.12; 95% CI: 0.06, 0.25; low CoE).

## ***Harms***

### Nirmatrelvir/ritonavir

Serious treatment-emergent adverse events were not reported in the FDA EUA.

Given co-formulation with ritonavir as a pharmacokinetic booster, there is potential for significant drug interactions. Contraindications exist between agents that can have their levels increased or decreased by nirmatrelvir and/or ritonavir and agents that can speed up the metabolism of the components of nirmatrelvir and/or ritonavir resulting in a loss of virologic response and possible resistance. These drug interactions can result in treatment failure or serious adverse events, which may lead to severe, life-threatening, or fatal events from greater exposures (i.e., higher levels) of concomitant medications. See [Figures 7 and 8](#).

**Figure 7.** Nirmatrelvir/ritonavir is contraindicated with drugs that are highly dependent on CYP3A for clearance and for which elevated concentrations are associated with serious and/or life-threatening reactions<sup>1,\*</sup>

- Alpha1-adrenoreceptor antagonist: alfuzosin
- Analgesics: pethidine, piroxicam, propoxyphene
- Antianginal: ranolazine
- Antiarrhythmic: amiodarone, dronedarone, flecainide, propafenone, quinidine
- Anti-gout: colchicine
- Antipsychotics: lurasidone, pimozide, clozapine
- Ergot derivatives: dihydroergotamine, ergotamine, methylergonovine
- HMG-CoA reductase inhibitors: lovastatin, simvastatin
- PDE5 inhibitor: sildenafil (Revatio®) when used for pulmonary arterial hypertension (PAH)
- Sedative/hypnotics: triazolam, oral midazolam

\*Please check drug interactions before initiating nirmatrelvir/ritonavir as the table above does not list all therapeutic agents or classes with potential interactions; see [Liverpool COVID-19 interactions website](#).

#### Reference

1. U.S. Food and Drug Administration. Fact Sheet for Health Care Providers: Emergency Use Authorization (EUA) for Paxlovid™ Available at: <https://www.fda.gov/media/155050/download>. Accessed 22 December 2021.

<https://www.covid19-druginteractions.org/checker>

**Figure 8.** Nirmatrelvir/ritonavir is contraindicated with drugs that are potent CYP3A inducers where significantly reduced nirmatrelvir or ritonavir plasma concentrations may be associated with the potential for loss of virologic response and possible resistance<sup>1</sup>

- Anticancer drugs: apalutamide
- Anticonvulsant: carbamazepine, phenobarbital, phenytoin
- Antimycobacterials: rifampin
- Herbal products: St. John's Wort (*Hypericum perforatum*)

#### Reference

1. U.S. Food and Drug Administration. Fact Sheet for Health Care Providers: Emergency Use Authorization (EUA) for Paxlovid™ Available at: <https://www.fda.gov/media/155050/download>. Accessed 22 December 2021.

Less severe but clinically meaningful drug interactions may also occur when nirmatrelvir/ritonavir is co-administered with other agents. Levels of immunosuppressive agents such as tacrolimus, cyclosporine, or sirolimus can be increased when administered with nirmatrelvir/ritonavir. Hormonal contraceptives containing ethinyl estradiol may possibly have reduced effectiveness due to lowered ethinyl estradiol levels when administered with nirmatrelvir/ritonavir. Women of childbearing potential should be counseled to use a back-up, non-hormonal method of contraception.

Patients with moderate renal impairment (eGFR  $<60$  and  $\geq 30$  mL/min) will need to be counseled that they will only take one 150 mg nirmatrelvir tablet (oval shape, pink) with one 100 mg of ritonavir twice daily, instead of the regular dose of two 150 mg nirmatrelvir (300 mg) tablets with one 100 mg of ritonavir twice daily. When dispensing the product for patients with moderate renal impairment, pharmacists are instructed to alter the blister cards to ensure that patients receive the correct dose. Pharmacists need to adhere to the specific instructions when dispensing the product according to instructions provided in the EUA [253]. Given the lack of renal function/eGFR data at the point of dispensing providers must specify the numeric dosage of each agent on the prescription to ensure the correct dose is provided to the patient at the point of dispensing. There are no data in patients with severe renal disease (eGFR  $\leq 30$  mL/min) and this medication is currently not recommended in patients with severe renal disease until more data on dosing in this population are available.

There are no dose adjustments needed for patients with mild (Child-Pugh A) or moderate (Child-Pugh B) hepatic impairment, however data are lacking in patients with Child-Pugh C and is therefore not recommended in this population.

According to the EUA, nirmatrelvir/ritonavir use may lead to a risk of HIV-1 developing resistance to HIV protease inhibitors in individuals with uncontrolled or undiagnosed HIV-1 infection.

### ***Other considerations***

#### **Nirmatrelvir/ritonavir**

The panel agreed that the overall certainty of the evidence for the treatment of ambulatory patients was low; there are concerns with the inability to exclude potential risks to bias because of limited availability of study details within the EUA, and there is imprecision due to a low number of events reported. The EUA did not report safety data (e.g., adverse events or severe adverse events) from the trial. The panel agreed that the benefits are likely to outweigh any potential harms in patients with COVID-19 who are at high risk of severe disease; however, recognized concerns with drug interactions must be considered.

The evidence confirms that using nirmatrelvir/ritonavir early in the disease process when viral loads are high confers maximum benefit. It is critical to make a rapid diagnosis and treat ambulatory patients with COVID-19 early in the disease course.

### ***Conclusions and research needs for this recommendation***

#### **Nirmatrelvir/ritonavir**

The guideline panel suggests the use of nirmatrelvir/ritonavir for ambulatory patients with mild-to-moderate COVID-19 at high risk for progression to severe disease who are within five days of symptom onset. More data are needed on the potential adverse effects of this medication.

**Table 35.** GRADE evidence profile, Recommendation 29

**Question:** Nirmatrelvir/ritonavir compared to no nirmatrelvir/ritonavir for ambulatory patients with mild-to-moderate COVID-19 at high risk for progression to severe disease

*Last reviewed and updated 2/3/2022*

Certainty assessment							№ of patients		Effect		Certainty	Importance
№ of studies	Study design	Risk of bias	Inconsistency	Indirectness	Imprecision	Other considerations	nirmatrelvir/ritonavir	no nirmatrelvir/ritonavir	Relative (95% CI)	Absolute (95% CI)		
<b>All-cause mortality (follow-up: 28 days)</b>												
1 <sup>1</sup>	randomized trials	serious <sup>a</sup>	not serious	not serious <sup>b</sup>	serious <sup>c</sup>	none	0/1039 (0.0%)	12/1046 (1.1%)	<b>RR 0.04</b> (0.00 to 0.68)	<b>11 fewer per 1,000</b> (from 18 fewer to 5 fewer) <sup>d</sup>	⊕⊕○○ LOW	CRITICAL
<b>COVID-19-related hospitalizations (follow-up: 28 days)</b>												
1 <sup>1</sup>	randomized trials	serious <sup>a</sup>	not serious	not serious <sup>b,e</sup>	serious <sup>c</sup>	none	8/1039 (0.8%)	65/1046 (6.2%)	<b>RR 0.12</b> (0.06 to 0.26)	<b>55 fewer per 1,000</b> (from 58 fewer to 46 fewer)	⊕⊕○○ LOW	CRITICAL
<b>COVID-19-related hospitalization or all-cause death (follow-up: 28 days)</b>												
1 <sup>1</sup>	randomized trials	serious <sup>a</sup>	not serious	not serious <sup>b</sup>	serious <sup>c</sup>	none	8/1039 (0.8%)	66/1046 (6.3%)	<b>RR 0.12</b> (0.06 to 0.25)	<b>56 fewer per 1,000</b> (from 59 fewer to 47 fewer)	⊕⊕○○ LOW	CRITICAL
<b>Serious adverse events - not reported</b>												
0	-	-	-	-	-	-	-	-	-	-	-	CRITICAL
<b>GRADE Working Group grades of evidence</b>												
<b>High certainty:</b> We are very confident that the true effect lies close to that of the estimate of the effect												
<b>Moderate certainty:</b> We are moderately confident in the effect estimate: The true effect is likely to be close to the estimate of the effect, but there is a possibility that it is substantially different												
<b>Low certainty:</b> Our confidence in the effect estimate is limited: The true effect may be substantially different from the estimate of the effect												
<b>Very low certainty:</b> We have very little confidence in the effect estimate: The true effect is likely to be substantially different from the estimate of effect												
<b>Risk of bias:</b> Study limitations												
<b>Inconsistency:</b> Unexplained heterogeneity across study findings												
<b>Indirectness:</b> Applicability or generalizability to the research question												
<b>Imprecision:</b> The confidence in the estimate of an effect to support a particular decision												
<b>Publication bias:</b> Selective publication of studies												

NB: Certainty ratings are derived from evidence that has not been peer reviewed or published.

CI: Confidence interval; RR: Risk ratio

Last updated November 15, 2022, and posted online at [www.idsociety.org/COVID19guidelines](http://www.idsociety.org/COVID19guidelines).

Please check website for most updated version of these guidelines.

### Explanations

- a. Evidence profile based on information reported in FDA EUA and due to limited available study details, unable to exclude potential risks of bias. Concerns about selective outcome reporting as hospitalization or death from any cause and all-cause mortality are reported out of 10 outcome measures identified in the trial protocol, including serious adverse events and adverse events.
- b. The primary SARS-CoV-2 variant across both treatment arms was Delta (98%), including clades 21J, 21A, and 21I.
- c. Small number of events; fragility present
- d. Recalculated due to zero events in the intervention arm.
- e. COVID-19 related hospitalizations is a surrogate for ICU admission, mechanical ventilation and death. Not rated down.

### Reference

1. U.S. Food and Drug Administration. Fact Sheet for Healthcare Providers: Emergency Use Authorization for Paxlovid™. Available at: <https://www.fda.gov/media/155050/download>. Accessed 3 February 2022.

## Molnupiravir

*Section last reviewed and updated 12/28/2021*

*Last literature search conducted 12/28/2021*

**Recommendation 30:** In ambulatory patients ( $\geq 18$  years) with mild-to-moderate COVID-19 at high risk for progression to severe disease who have no other treatment options\*, the IDSA guideline panel suggests molnupiravir initiated within five days of symptom onset rather than no molnupiravir. (Conditional recommendation<sup>†</sup>, Low certainty of evidence)

*\*Other options for treatment and management of ambulatory patients include nirmatrelvir/ritonavir, three-day treatment with remdesivir, and neutralizing monoclonal antibodies. Patient-specific factors (e.g., symptom duration, renal function, drug interactions) as well as product availability should drive decision-making regarding choice of agent. Data for combination treatment do not exist in this setting.*

### Remarks:

- Patients who put a higher value on the putative mutagenesis, adverse events, or reproductive concerns and a lower value on the uncertain benefits would reasonably decline molnupiravir.
- Molnupiravir 800 mg for five days.
- Patients with mild-to-moderate COVID-19 who are at high risk of progression to severe disease admitted to the hospital for reasons other than COVID-19 may also receive molnupiravir.
- Molnupiravir is not authorized under the FDA EUA for use in patients  $< 18$  years because it may affect bone and cartilage growth.
- Molnupiravir is not recommended under the FDA EUA for use during pregnancy.
- Molnupiravir is not authorized under the FDA EUA for pre-exposure or post-exposure prevention of COVID-19 or for initiation of treatment in patients



hospitalized due to COVID-19 because benefit of treatment has not been observed in individuals when treatment is started after hospitalization due to COVID-19.

*†The guideline panel concluded that the desirable effects outweigh the undesirable effects, though uncertainty still exists, and most informed people would choose the suggested course of action, while a substantial number would not.*

**Figure 9.** FDA EUA criteria for the use of molnupiravir <sup>1</sup>

Molnupiravir may only be used for the treatment of mild-to-moderate COVID-19 in adults with positive results of direct SARS-CoV-2 viral testing, and who are at high-risk for progression to severe COVID, including hospitalization or death, and for whom alternative COVID-19 treatment options authorized by FDA are not accessible or clinically appropriate.

**Reference**

1. U.S. Food and Drug Administration. Fact Sheet for Patients And Caregivers: Emergency Use Authorization (EUA) Of Molnupiravir For Coronavirus Disease 2019 (COVID-19). Available at: <https://www.fda.gov/media/155055/download>. Accessed 28 December 2021.

***Why is molnupiravir considered for treatment?***

Molnupiravir is an oral antiviral that targets the genetic machinery that is responsible for SARS COV-2 replication. Molnupiravir is an oral pro-drug that is converted to β-D-N4-hydroxycytidine, which acts as a substrate for RNA-dependent RNA polymerase. After it is incorporated into the viral RNA, serial mutations develop, resulting in a virus that is less fit for ongoing viral replication. One phase I RCT evaluated the safety and tolerability of molnupiravir in healthy adults without COVID-19 [254]. The study reported molnupiravir to be well tolerated, with no increased reports of serious adverse events among persons in the molnupiravir arm compared to those receiving placebo. The FDA granted EUA to molnupiravir on December 23, 2021, for the treatment of mild-to-moderate COVID-19 in adults (≥18 years) who are at high risk for progression to severe COVID-19, including hospitalization or death.

***Summary of the evidence***

Two RCTs reported on treatment of unvaccinated patients with COVID-19 with either 800 mg of molnupiravir or placebo for five days [255, 256]. In one phase III trial (MOVE-OUT trial) reporting on the outcomes of death, hospitalization and serious adverse events, patients with mild-to-moderate COVID-19 received either molnupiravir or placebo within five days after the onset of symptoms. In the phase IIa trial reporting on the outcomes of death and serious adverse events in patients with symptom duration <7 days received molnupiravir or placebo.

### ***Benefits***

COVID-19-related mortality may be lower in patients receiving molnupiravir rather than placebo (RR: 0.11; 95% CI: 0.01, 0.86; low CoE). Similarly, COVID-19-related hospitalizations and the composite of all-cause hospitalization or death may trend towards a reduction among patients receiving molnupiravir rather than no molnupiravir (RR: 0.68; 95% CI: 0.48, 1.00; low CoE and HR: 0.69; 95% CI: 0.48, 1.01; low CoE, respectively).

### ***Harms***

Patients treated with molnupiravir may not experience greater serious adverse events than those receiving placebo (RR: 0.43; 95% CI: 0.17, 1.11; low CoE).

Based on findings from animal reproduction studies, molnupiravir may cause fetal harm when administered to pregnant individuals [257]. Other concerns with molnupiravir include the possibility of viral mutagenesis in persons with compromised immune systems who are unable to clear the virus. Females of childbearing potential should be counseled to use a reliable method of contraception during treatment and for four days after the last dose. Men of reproductive potential who are sexually active with females of childbearing potential should be counseled to use a reliable method of contraception during treatment and for at least three months after the last dose of molnupiravir. It is also not recommended in children <18 years of age for the concern of bone growth.

Molnupiravir does not require renal or hepatic dose adjustment.

### ***Other considerations***

The panel agreed that the overall certainty of evidence for treatment of ambulatory patients was low, given concerns with imprecision, driven by few reported events and a relatively small effect.

The use of molnupiravir presents additional considerations and potential concerns regarding viral mutagenesis in immunocompromised persons and safety in persons of reproductive age, for which more data are needed to quantify such effects. The panel recognized that alternative treatment options exist with the possibility of greater benefit with a smaller known safety profile. The FDA required the manufacturers to conduct additional animal studies on the impact of the drug on spermatogenesis and to establish a pregnancy registry if the drug was inadvertently administered during pregnancy.

The evidence confirms that using molnupiravir early in the disease process when viral loads are high confers maximum benefit. It is critical to make a rapid diagnosis and treat ambulatory patients with COVID-19 early in the disease course.

### ***Conclusions***

The guideline panel suggests the use of molnupiravir for ambulatory patients with mild-to-moderate COVID-19 at high risk for progression to severe disease who are within five days of symptom onset and have no other treatment options. More data are needed on the potential adverse effects of this medication. The evidence supporting this recommendation will be reassessed with the release of updated published information from the MOVE-OUT study and other trials.

**Table 36.** GRADE evidence profile, Recommendation 30

**Question:** Molnupiravir compared to no molnupiravir for ambulatory patients with mild-to-moderate COVID-19 at high risk for progression to severe disease

*Last reviewed and updated 12/30/2021*

Certainty assessment							№ of patients		Effect		Certainty	Importance
№ of studies	Study design	Risk of bias	Inconsistency	Indirectness	Imprecision	Other considerations	molnupiravir	no molnupiravir	Relative (95% CI)	Absolute (95% CI)		
<b>COVID-19-related mortality (follow-up: range 28 days to 29 days)</b>												
2 <sup>1,2</sup>	randomized trials	not serious	not serious	not serious <sup>a</sup>	very serious <sup>b,c</sup>	none	1/764 (0.1%)	9/761 (1.2%)	RR 0.11 (0.01 to 0.86)	11 fewer per 1,000 (from 12 fewer to 2 fewer)	⊕⊕○○ LOW	CRITICAL
<b>COVID-19-related hospitalizations (follow-up: 29 days)</b>												
1 <sup>1</sup>	randomized trials	not serious	not serious	not serious <sup>d,e</sup>	very serious <sup>c,f</sup>	none	45/709 (6.3%)	64/699 (9.2%)	RR 0.68 (0.48 to 1.00)	29 fewer per 1,000 (from 48 fewer to 0 fewer)	⊕⊕○○ LOW	CRITICAL
<b>Hospitalization or death (all-cause) (follow-up: 29 days)</b>												
1 <sup>1</sup>	randomized trials	not serious	not serious	not serious <sup>e</sup>	very serious <sup>b,c</sup>	none	48/709 (6.8%)	68/699 (9.7%)	HR 0.69 (0.48 to 1.01)	29 fewer per 1,000 (from 49 fewer to 1 more)	⊕⊕○○ LOW	CRITICAL
<b>Serious adverse events (follow-up: range 28 days to 29 days)</b>												
2 <sup>1,2</sup>	randomized trials	not serious	not serious	not serious	very serious <sup>f,g</sup>	none	6/765 (0.8%)	14/763 (1.8%)	RR 0.43 (0.17 to 1.11)	10 fewer per 1,000 (from 15 fewer to 2 more)	⊕⊕○○ LOW	CRITICAL
<b>GRADE Working Group grades of evidence</b>												
High certainty: We are very confident that the true effect lies close to that of the estimate of the effect												
Moderate certainty: We are moderately confident in the effect estimate: The true effect is likely to be close to the estimate of the effect, but there is a possibility that it is substantially different												
Low certainty: Our confidence in the effect estimate is limited: The true effect may be substantially different from the estimate of the effect												
Very low certainty: We have very little confidence in the effect estimate: The true effect is likely to be substantially different from the estimate of effect												

**Risk of bias:** Study limitations  
**Inconsistency:** Unexplained heterogeneity across study findings  
**Indirectness:** Applicability or generalizability to the research question  
**Imprecision:** The confidence in the estimate of an effect to support a particular decision  
**Publication bias:** Selective publication of studies

*NB: Certainty ratings are derived from evidence that has not been peer reviewed or published.*

**CI:** Confidence interval; **HR:** Hazard ratio; **RR:** Risk ratio

#### Explanations

- a. In Bernal 2021, after day 29, one additional death resulting from adverse events occurred in the molnupiravir group and three additional deaths occurred in the placebo group. In Fischer 2021, at day 31, one additional death resulting from hypoxia occurred in the placebo group.
- b. Small number of events; fragility present.
- c. 95% CI cannot exclude no meaningful benefit.
- d. COVID-19 related hospitalizations is a surrogate for ICU admission, mechanical ventilation and death. Not rated down.
- e. All 10 patients reported as died at day 29 had been hospitalized.
- f. Small number of events.
- g. 95% CI cannot exclude the possibility of harms.

#### References

1. Jayk Bernal A, Gomes da Silva MM, Musungaie DB, et al. Molnupiravir for Oral Treatment of Covid-19 in Nonhospitalized Patients. *N Engl J Med* **2021**: Available at: <https://doi.org/10.1056/nejmoa2116044> [Epub ahead of print 16 December 2021].
2. Fischer WA, 2nd, Eron JJ, Jr., Holman W, et al. A Phase 2a clinical trial of Molnupiravir in patients with COVID-19 shows accelerated SARS-CoV-2 RNA clearance and elimination of infectious virus. *Sci Transl Med* **2021**: eabl7430. Available at: <https://doi.org/10.1126/scitranslmed.abl7430> [Epub ahead of print 23 December 2021].

## Colchicine

*Section last reviewed and updated 6/30/2022*

*Last literature search conducted 5/31/2022*

**Recommendation 31:** In hospitalized patients with COVID-19, the IDSA panel recommends against colchicine for treatment of COVID-19. (Strong recommendation, Moderate certainty of evidence)

**Recommendation 32:** In ambulatory persons with COVID-19, the IDSA panel suggests against colchicine for treatment of COVID-19. (Conditional recommendation<sup>††</sup>, Moderate certainty of evidence)

*††The guideline panel concluded that the undesirable effects outweigh the desirable effects, though uncertainty still exists, and most informed people would choose the suggested course of action, while a substantial number would not.*

### ***Why is colchicine considered for treatment?***

Colchicine has been used in various inflammatory conditions, such as gouty arthritis, pericarditis, and familial Mediterranean fever for its anti-inflammatory properties. The anti-inflammatory mechanisms of colchicine are broad [258, 259] and include disruption of microtubules resulting in downregulation of pro-inflammatory cytokines [260, 261] and by reducing recruitment of inflammatory cells to endothelial cells [262]. Colchicine is widely available and relatively cheap, making it an attractive therapeutic to mitigate the inflammatory phase of COVID-19. This has resulted in numerous randomized controlled trials of colchicine in the management of COVID-19.

### ***Summary of the evidence***

Our search identified 12 comparative randomized controlled trials in persons with COVID-19 treated with colchicine or an inactive comparison (e.g., standard of care with or

without placebo). Ten studies [263-272] informed the recommendations for hospitalized patients and reported on the outcomes of mortality, need for mechanical ventilation, length of hospital stay, and adverse events. The three studies [272-274] identified to inform the recommendation for ambulatory persons reported on the outcomes of mortality, hospitalization, need for mechanical ventilation, and serious adverse events.

## ***Benefits***

### **Hospitalized**

In hospitalized patients, treatment with colchicine for COVID-19 rather than no colchicine failed to show or exclude a beneficial effect on mortality (RR; 95% CI: 0.99; 0.92, 1.06; moderate CoE). Treatment with colchicine rather than no colchicine for the purpose of COVID-19 does not reduce need for mechanical ventilation (RR: 1.02; 95% CI: 0.90, 1.16; high CoE). Hospitalized patients receiving colchicine experienced a trend toward reduced hospital stay (MD: -1.77 days; 95% CI: -3.69, 0.15; very low CoE); however, there are concerns about risk of bias, inconsistency and imprecision.

### **Ambulatory**

Treatment with colchicine likely does not reduce mortality or need for mechanical ventilation compared to no colchicine among ambulatory persons with COVID-19 (RR: 0.50; 95% CI: 0.19, 1.33; moderate CoE and RR: 0.50; 95% CI: 0.24, 1.07, moderate CoE, respectively). The evidence failed to demonstrate a beneficial or detrimental effect on symptoms in hospitalization (RR: 0.82; 95% CI: 0.64, 1.05; moderate CoE).

## ***Harms***

### **Hospitalized**

We were unable to exclude the potential for adverse events in hospitalized patients receiving treatment with colchicine rather than no colchicine for COVID-19 (RR: 2.04; 95% CI: 1.07, 3.91; low CoE).

### **Ambulatory**

One study reported on serious adverse events among persons treated with colchicine rather than no colchicine for COVID-19. Serious adverse events may be less frequent among ambulatory persons receiving treatment with colchicine rather than no colchicine; however, this may not be meaningfully different from those not receiving colchicine (RR: 0.78; 95% CI: 0.61, 1.00; moderate CoE).

### ***Other considerations***

The panel determined the certainty of the evidence of treatment of colchicine for hospitalized patients to be moderate due to imprecision. The guideline panel made a strong recommendation against treatment of COVID-19 with colchicine for hospitalized patients with COVID-19.

The panel determined the certainty of the evidence of treatment of colchicine for ambulatory persons to be moderate due to imprecision. The guideline panel made a conditional recommendation against treatment of COVID-19 with colchicine for ambulatory persons.

### ***Conclusions and research needs for this recommendation***

The guideline panel recommends against colchicine for the treatment of hospitalized patients with COVID-19. The guideline panel suggests against colchicine for the treatment of ambulatory persons with COVID-19.



**Table 37.** GRADE evidence profile, Recommendation 31

**Question:** Colchicine compared to no colchicine for hospitalized patients with COVID-19

**Last reviewed and updated 6/13/2022**

Certainty assessment							№ of patients		Effect		Certainty	Importance
№ of studies	Study design	Risk of bias	Inconsistency	Indirectness	Imprecision	Other considerations	colchicine	no colchicine	Relative (95% CI)	Absolute (95% CI)		
<b>Mortality</b>												
10 <sup>1-10</sup>	randomized trials	not serious	not serious	not serious	serious <sup>a</sup>	none	1335/6684 (20.0%)	1385/6810 (20.3%)	RR 0.99 (0.92 to 1.06)	2 fewer per 1,000 (from 16 fewer to 12 more)	⊕⊕⊕○ MODERATE	CRITICAL
<b>Mechanical ventilation</b>												
5 <sup>4-8</sup>	randomized trials	not serious <sup>b</sup>	not serious	not serious	not serious	none	652/6242 (10.4%)	651/6370 (10.2%)	RR 1.02 (0.90 to 1.16)	2 more per 1,000 (from 10 fewer to 16 more)	⊕⊕⊕⊕ HIGH	CRITICAL
<b>Length of hospital stay</b>												
4 <sup>1-3,9</sup>	randomized trials	serious <sup>c</sup>	serious <sup>d</sup>	not serious	serious <sup>a,e</sup>	none	134	132	-	MD 1.77 days fewer (3.69 fewer to 0.15 more)	⊕○○○ VERY LOW	CRITICAL
<b>Adverse events</b>												
3 <sup>8-10</sup>	randomized trials	serious <sup>c</sup>	not serious	not serious	serious <sup>e,f</sup>	none	41/148 (27.7%)	20/151 (13.2%)	RR 2.04 (1.07 to 3.91)	138 more per 1,000 (from 9 more to 385 more)	⊕⊕○○ LOW	IMPORTANT
<b>GRADE Working Group grades of evidence</b>												
<b>High certainty:</b> We are very confident that the true effect lies close to that of the estimate of the effect												
<b>Moderate certainty:</b> We are moderately confident in the effect estimate: The true effect is likely to be close to the estimate of the effect, but there is a possibility that it is substantially different												
<b>Low certainty:</b> Our confidence in the effect estimate is limited: The true effect may be substantially different from the estimate of the effect												
<b>Very low certainty:</b> We have very little confidence in the effect estimate: The true effect is likely to be substantially different from the estimate of effect												

**Risk of bias:** Study limitations

**Inconsistency:** Unexplained heterogeneity across study findings

**Indirectness:** Applicability or generalizability to the research question

**Imprecision:** The confidence in the estimate of an effect to support a particular decision

**Publication bias:** Selective publication of studies

*NB: Certainty ratings may be derived from evidence that has not been peer reviewed or published.*

**CI:** Confidence interval; **MD:** Mean difference; **RR:** Risk ratio

### Explanations

- a. 95% CI cannot exclude the potential for both meaningful benefit or harm.
- b. Largest trial was not blinded.
- c. Subjectively measured outcome with >50% of studies in analysis with unclear or unreported methods for randomization and lack of blinding.
- d. High I<sup>2</sup> (97%). One study had an imbalance of patients receiving dexamethasone (23% vs 45% in intervention vs placebo arm) possibly contributing to shorter duration of hospitalization in placebo arm.
- e. Few events suggest fragility of the estimate.
- f. 95% CI cannot exclude the potential for no meaningful harm.

### References

1. Mareev VY, Orlova YA, Plisyk AG, et al. Proactive anti-inflammatory therapy with colchicine in the treatment of advanced stages of new coronavirus infection. The first results of the COLORIT study. *Kardiologiia* **2021**; 61(2): 15-27.
2. Alsultan M, Obeid A, Alsamarrai O, et al. Efficacy of Colchicine and Budesonide in Improvement Outcomes of Patients with Coronavirus Infection 2019 in Damascus, Syria: A Randomized Control Trial. *Interdiscip Perspect Infect Dis* **2021**; 2021: 2129006.
3. Lopes MI, Bonjorno LP, Giannini MC, et al. Beneficial effects of colchicine for moderate to severe COVID-19: a randomised, double-blinded, placebo-controlled clinical trial. *RMD Open* **2021**; 7(1): e001455.
4. Diaz R, Orlandini A, Castellana N, et al. Effect of Colchicine vs Usual Care Alone on Intubation and 28-Day Mortality in Patients Hospitalized With COVID-19: A Randomized Clinical Trial. *JAMA Netw Open* **2021**; 4(12): e2141328.
5. Deftereos SG, Giannopoulos G, Vrachatis DA, et al. Effect of Colchicine vs Standard Care on Cardiac and Inflammatory Biomarkers and Clinical Outcomes in Patients Hospitalized With Coronavirus Disease 2019: The GRECCO-19 Randomized Clinical Trial. *JAMA Netw Open* **2020**; 3(6): e2013136.
6. RECOVERY Collaborative Group. Colchicine in patients admitted to hospital with COVID-19 (RECOVERY): a randomised, controlled, open-label, platform trial. *Lancet Respir Med* **2021**; 9(12): 1419-26.
7. Gaitán-Duarte HG, Álvarez-Moreno C, Rincón-Rodríguez CJ, et al. Effectiveness of Rosuvastatin plus Colchicine, Emtricitabine/Tenofovir and a combination of them in Hospitalized Patients with SARS Covid-19. *EClinicalMedicine* **2022**; 43: 101242.
8. Pascual-Figal DA, Roura-Piloto AE, Moral-Escudero E, et al. Colchicine in Recently Hospitalized Patients with COVID-19: A Randomized Controlled Trial (COL-COVID). *Int J Gen Med* **2021**; 14: 5517-26.
9. Absalón-Aguilar A, Rull-Gabayet M, Perez-Fragoso A, et al. Colchicine Is Safe Though Ineffective in the Treatment of Severe COVID-19: a Randomized Clinical Trial (COLCHIVID). *J Gen Intern Med* **2022**; 37(1): 4-14.
10. Gorial FI, Maulood MF, Abdulmir AS, Alnuaimi AS, Abdulrazaq MK, Bonyan FA. Randomized controlled trial of colchicine add on to the standard therapy in moderate and severe corona virus Disease-19 infection. *Ann Med Surg (Lond)* **2022**; 77: 103593.

**Table 38.** GRADE evidence profile, Recommendation 32

**Question:** Colchicine compared to no colchicine for ambulatory persons with mild-to-moderate COVID-19

*Last reviewed and updated 6/13/2022*

Certainty assessment							№ of patients		Effect		Certainty	Importance
№ of studies	Study design	Risk of bias	Inconsistency	Indirectness	Imprecision	Other considerations	colchicine	no colchicine	Relative (95% CI)	Absolute (95% CI)		
<b>Mortality</b>												
3 <sup>1,3</sup>	randomized trials	not serious <sup>a</sup>	not serious	not serious	serious <sup>b</sup>	none	5/2431 (0.2%)	11/2426 (0.5%)	<b>RR 0.50</b> (0.19 to 1.33)	<b>2 fewer per 1,000</b> (from 4 fewer to 1 more)	⊕⊕⊕○ MODERATE	CRITICAL
<b>Hospitalization</b>												
2 <sup>1,3</sup>	randomized trials	not serious <sup>a</sup>	not serious	not serious <sup>c</sup>	serious <sup>d</sup>	none	107/2391 (4.5%)	131/2386 (5.5%)	<b>RR 0.82</b> (0.64 to 1.05)	<b>10 fewer per 1,000</b> (from 20 fewer to 3 more)	⊕⊕⊕○ MODERATE	CRITICAL
<b>Need for mechanical ventilation</b>												
2 <sup>1,3</sup>	randomized trials	not serious	not serious	not serious	serious <sup>b</sup>	none	10/2230 (0.4%)	20/2204 (0.9%)	<b>RR 0.50</b> (0.24 to 1.07)	<b>5 fewer per 1,000</b> (from 7 fewer to 1 more)	⊕⊕⊕○ MODERATE	CRITICAL
<b>Serious adverse events</b>												
1 <sup>1</sup>	randomized trials	not serious	not serious	not serious	serious <sup>b,e</sup>	none	108/2195 (4.9%)	139/2217 (6.3%)	<b>RR 0.78</b> (0.61 to 1.00)	<b>14 fewer per 1,000</b> (from 24 fewer to 0 fewer)	⊕⊕⊕○ MODERATE	CRITICAL
<b>GRADE Working Group grades of evidence</b>												
<p><b>High certainty:</b> We are very confident that the true effect lies close to that of the estimate of the effect</p> <p><b>Moderate certainty:</b> We are moderately confident in the effect estimate: The true effect is likely to be close to the estimate of the effect, but there is a possibility that it is substantially different</p> <p><b>Low certainty:</b> Our confidence in the effect estimate is limited: The true effect may be substantially different from the estimate of the effect</p> <p><b>Very low certainty:</b> We have very little confidence in the effect estimate: The true effect is likely to be substantially different from the estimate of effect</p>												

**Risk of bias:** Study limitations  
**Inconsistency:** Unexplained heterogeneity across study findings  
**Indirectness:** Applicability or generalizability to the research question  
**Imprecision:** The confidence in the estimate of an effect to support a particular decision  
**Publication bias:** Selective publication of studies

*NB: Certainty ratings may be derived from evidence that has not been peer reviewed or published.*

**CI:** Confidence interval; **RR:** Risk ratio

### Explanations

- a. Potential bias due to unclear or unreported details of randomization or deviations from intended interventions; however, low risk of bias for these domains within the study carrying the largest weight in the analysis and findings are not inconsistent.
- b. Few events suggests fragility of the estimate.
- c. Hospital admission is an intermediary outcome for morbidity, ICU admission, and need for ventilation. Not rated down.
- d. 95% CI cannot exclude no meaningful benefit.
- e. 95% CI cannot exclude no meaningful difference.

### References

1. Tardif J-C, Bouabdallaoui N, L'Allier PL, et al. Efficacy of colchicine in non-hospitalized patients with COVID-19. medRxiv **2021**: Available at: <https://doi.org/10.1101/2021.01.26.21250494> [Preprint 27 January 2021].
2. Gorial FI, Maulood MF, Abdulmir AS, Alnuaimi AS, Abdulrazaq MK, Bonyan FA. Randomized controlled trial of colchicine add on to the standard therapy in moderate and severe corona virus Disease-19 infection. Ann Med Surg (Lond) **2022**; 77: 103593.
3. Dorward J, Yu L-M, Hayward G, et al. Colchicine for COVID-19 in adults in the community (PRINCIPLE): a randomised, controlled, adaptive platform trial. medRxiv **2021**: Available at: <https://doi.org/10.1101/2021.09.20.21263828> [Preprint 23 September 2021].

## How to Approach a Patient when Considering Pharmacologic Treatments for COVID-19

In this section, we discuss how to approach a patient suspected to have COVID-19 and how to apply the IDSA COVID-19 treatment guidelines to specific clinical syndromes. The detailed evidence appraisals and recommendations for each therapeutic agent can be found in the individual sections. The certainty of supporting evidence is low to moderate for most recommendations; therefore, the guideline panel made conditional suggestions rather than strong recommendations for or against most of the agents. Though substantial progress was made with COVID-19 therapies in such a short period, there still remain many unanswered questions in the management of COVID-19. Therefore, the approach outlined here and in the guidelines are based on some assumptions and extrapolations. Despite limited evidence, to give actionable and timely guidance to frontline clinicians, we provide recommendations for use of combinations of agents, recommend some agents over others or extrapolate to subpopulations not evaluated in trials.

Some of the critical unanswered questions in COVID-19 treatment trials are:

- Which sub-populations or specific clinical types of patients with COVID-19 benefit most from specific therapeutic agents?
- What is the efficacy and safety of COVID-19 therapies in populations that are immune from prior SARS-CoV-2 infections and vaccination?
- What is the efficacy and safety of treatments in infections with specific SARS-CoV-2 variants and sub-variants?
- How do therapeutic agents perform when compared to each other to allow a tiered approach to treating patients with COVID-19?
  - What is the comparative efficacy and safety of nirmatrelvir/ritonavir *versus* remdesivir, molnupiravir, and different anti-SARS-CoV-2 antibodies in mild-to-moderate disease?

- What is the efficacy and safety of IL-6 inhibitors when compared to JAK inhibitors in severe disease?
- What is the comparative efficacy and safety of combinations of different drugs in treating different severities and clinical phenotypes of COVID-19?
- Which biomarkers can be used as predictors of therapeutic response to specific agents?

We hope future studies and trials address these uncertainties so we can give a more definitive treatment approach to COVID-19.

### ***General principles of COVID-19 pharmacotherapy***

During the early phase of the infection, when viral load is high and the host's adaptive immune system has not mounted an adequate response, treatments targeting viral replication are most likely to be effective. These include both the direct antiviral therapies nirmatrelvir/ritonavir, molnupiravir, and remdesivir; and the passive immunity therapies of anti-SARS-CoV-2 antibodies and donor convalescent plasma. Timely initiation of antiviral therapies is critical as they are more efficacious when given within 5 to 7 days of symptom onset. Most patients do not progress to severe or critical disease, but some with risk factors do. Later in the disease process, in patients with severe and especially critical disease, an excessive and aberrant inflammatory response is implicated to be the primary cause of immunopathological damage. At this stage anti-inflammatory therapies like corticosteroids, IL-6 inhibitors or JAK inhibitors have been shown to be beneficial.

### ***Clinical evaluation***

Clinical evaluation should consider patient and pathogen specific factors that can influence choice of COVID-19 treatments. The evaluation should at least include assessment of:

- Severity of COVID-19
- Date of onset of symptoms

- Risk factors for progression to severe disease or death (see further discussion below, under *Pharmacologic treatment of mild-to-moderate COVID-19 with risk factors for progression*)
- Degree of chronic and acute end-organ dysfunction (including, but not limited to, pulmonary, cardiovascular, renal, and hepatic)
- Age and pregnancy status
- Virus-specific factors that may influence the choice of pharmacotherapy (e.g., variant specific susceptibility to certain drugs)
- Risk factors for progression are changing as the epidemic evolves with new variants, vaccination, and previous infection rates.

Diagnostic classification of severity of COVID-19 helps target specific treatments to patient populations that have been demonstrated to benefit in COVID-19 treatment trials. The clinician should identify which of the severity categories in [Table 39](#) the patient falls into.

**Table 39.** Assessment of clinical severity of COVID-19 to target treatments

<b>Severity of COVID-19</b>
Mild-to-moderate COVID-19 (SpO <sub>2</sub> ≥94% on room air and not needing supplemental oxygen) with risk factors for progression to severe disease, hospitalization or death <sup>a</sup>
Severe but not critical COVID-19 (SpO <sub>2</sub> <94% on room air or needing low-flow supplemental oxygen)
Critical COVID-19 needing high-flow oxygen/ or non-invasive ventilation
Critical COVID-19 needing mechanical ventilation or ECMO

**ECMO:** Extracorporeal membrane oxygenation; **SpO<sub>2</sub>:** Oxygen saturation

- A few of the risk factors are: age >60 years, BMI >25, diabetes, hypertension, cardiovascular disease, chronic lung disease, cancer, or immunocompromised patients. Risk factors for progression are changing as the epidemic evolves with new variants, vaccination, and previous infection rates.

It is also important to identify factors that preclude the use of COVID-19 treatments or warrant their use with caution. Patients with low estimated GFR were not included in the trials for remdesivir and tocilizumab. Elevated aspartate transaminase (AST) and alanine transaminase (ALT) levels are a contraindication for IL-6 inhibitors and remdesivir. Patients who were neutropenic, had an active bacterial, fungal, or parasitic infection, or were hypercoagulable were eliminated from some of the JAK inhibitor trials. It is also important to identify if the patients have other acute disease that either mimic COVID-19 or present concomitantly with COVID-19. Patients can have a positive SARS-CoV-2 by RT-PCR from a nasopharyngeal sample, and present with pulmonary disease caused by a bacterial pneumonia or pulmonary edema. Patients with COVID-19 can also have pulmonary embolism contributing to their symptoms and hypoxemia. It is important to avoid anchoring bias to the diagnosis of COVID-19 and be attentive to considering and evaluating other etiologies. Many of the COVID-19 therapies are not FDA-approved and have instead received FDA EUA, so it is necessary to follow the regulatory processes and protocols for these agents.

**Table 40.** Precautions with therapeutic agents used in treating COVID-19

Characteristic or concern	Therapeutic agents
Reduced eGFR/ increased creatinine (specific cut-offs to be mentioned for each agent)	<ul style="list-style-type: none"> <li>• Remdesivir- Use with caution when CrCl &lt;30 mL/min</li> <li>• Baricitinib- dose adjustment when CrCl &lt;60 mL/min; not recommended for eGFR, 15 mL/min</li> <li>• Tofacitinib- dose adjustment when CrCl &lt;50 mL/min</li> <li>• Nirmatrelvir/ritonavir- dose adjustment when eGFR &lt;60 mL/min; not recommended for eGFR &lt; 30 mL/min</li> </ul>
Increased AST or ALT (specific cut offs to be mentioned for each agent)	<ul style="list-style-type: none"> <li>• Baricitinib- discontinue if ALT or AST increases due to treatment</li> <li>• Remdesivir- consider discontinuation if ALT/AST increases to &gt;10x the upper limit of normal</li> <li>• Tofacitinib- reduce dose for moderate hepatic impairment</li> </ul>



Characteristic or concern	Therapeutic agents
	<ul style="list-style-type: none"> <li>• Tocilizumab- may cause hepatic injury</li> <li>• Sarilumab- warning to avoid when ALT/AST are &gt;1.5x ULN; discontinue if ALT/AST become 5x ULN during therapy</li> </ul>
Cytopenias <sup>a</sup> (specific cut-offs to be mentioned for each agent)	<ul style="list-style-type: none"> <li>• Tofacitinib- warning to avoid when lymphocytes &lt;500 cells/mm<sup>3</sup>, neutrophils &lt;1000 cells/mm<sup>3</sup>, or hemoglobin &lt;9 g/dL</li> <li>• Baricitinib- warning to avoid when lymphocytes &lt;500 cells/mm<sup>3</sup>, neutrophils &lt;1000 cells/mm<sup>3</sup>, or hemoglobin &lt;8 g/dL</li> <li>• Tocilizumab- associated with neutropenia and thrombocytopenia; warning to avoid for chronic use when ANC &lt;2000 cells/mm<sup>3</sup> or platelets &lt;100,000 per mm<sup>3</sup></li> <li>• Sarilumab- associated with neutropenia and thrombocytopenia; warning to avoid for chronic use when ANC &lt;2000 cells/mm<sup>3</sup> or platelets &lt;150,000 per mm<sup>3</sup></li> </ul>
Anti-rejection medications	<ul style="list-style-type: none"> <li>• Nirmatrelvir/ritonavir significantly increases concentrations of tacrolimus, cyclosporine, and sirolimus. Dose modification or temporary discontinuation of these agents are required during concomitant use.</li> </ul>
Age (pediatric and adolescent) <sup>b</sup>	<ul style="list-style-type: none"> <li>• Molnupiravir is suggested for patients ≥18 years</li> <li>• Tocilizumab is suggested for patients ≥2 years</li> <li>• Sarilumab is suggested for patients ≥18 years</li> <li>• Baricitinib is suggested for patients ≥2 years</li> <li>• Tofacitinib is suggested for patients ≥2 years</li> <li>• Neutralizing antibodies are suggested for patients ≥12 years</li> <li>• Nirmatrelvir/ritonavir is suggested for patients ≥12 years</li> <li>• Remdesivir is indicated for all ages</li> <li>• Dexamethasone is indicated for all ages</li> </ul>

Characteristic or concern	Therapeutic agents
Reproductive concerns and pregnancy	<ul style="list-style-type: none"> <li>• Molnupiravir is not recommended during pregnancy</li> <li>• Females: Advise individuals of childbearing potential to use a reliable method of contraception for the duration of treatment and for 4 days after the last dose of molnupiravir</li> <li>• Males: Advise sexually active individuals with partners of childbearing potential to use a reliable method of contraception during treatment and for at least 3 months after the last dose of molnupiravir</li> </ul>

**ALT:** Alanine transaminase; **ANC:** Absolute neutrophil count; **AST:** Aspartate transaminase; **CrCl:** Creatinine clearance; **eGFR:** Estimated glomerular filtration rate; **ULN:** Upper limit of normal

- Warnings come from chronic use of these medications for rheumatological disease. Patients with COVID-19 may have cytopenias, particularly lymphocytopenia, due to the viral infection. Using these agents in that situation may be indicated.
- Most pediatric data is derived from adult patients or other indications for these drugs.

**Table 41.** COVID-19 therapies by disease severity and care location

Care location and COVID-19 severity	Pharmacologic treatments available in the United States
<p>Ambulatory mild-to-moderate disease (not hypoxemic) <i>with high risk for progression to severe disease, hospitalization or death (see individual drug section for specific considerations for each of these agents)</i></p> <p>Can be considered in patients with mild-moderate COVID-19 hospitalized for other reasons</p>	<ul style="list-style-type: none"> <li>• Nirmatrelvir/ritonavir X 5 days (oral)</li> <li>• Remdesivir x 3 days (intravenous)</li> <li>• Anti-SARS-CoV-2 monoclonal antibodies <sup>a</sup></li> <li>• If other treatment options are not available then consider Molnupiravir x 5 days (oral) or, if immunocompromised, high-titer convalescent plasma with activity against circulating variant (intravenous).</li> <li>• Systemic steroids have no demonstrated benefit and may harm.</li> <li>• No benefit demonstrated for hydroxychloroquine, azithromycin, lopinavir/ritonavir, or ivermectin.</li> </ul>
Hospitalized for mild-to-moderate COVID-19 (not hypoxemic)	<ul style="list-style-type: none"> <li>• If at high risk for progression and within 7 days of symptom onset, remdesivir x 3 days.</li> </ul>

Care location and COVID-19 severity	Pharmacologic treatments available in the United States
	<ul style="list-style-type: none"> <li>• Systemic steroids have no demonstrated benefit and may harm.</li> <li>• No benefit demonstrated in RCTs for convalescent plasma, hydroxychloroquine, azithromycin, lopinavir/ritonavir, or ivermectin.</li> </ul>
Hospitalized for severe, but not critical COVID-19 (hypoxemic needing low flow supplemental oxygen)	<ul style="list-style-type: none"> <li>• Corticosteroids (dexamethasone 6 mg/d x 10 days or until discharge or an equivalent dose of another agent).</li> <li>• Remdesivir x 5 days</li> <li>• Tocilizumab or Sarilumab in progressive disease with elevated inflammatory makers.</li> </ul> <p>or</p> <ul style="list-style-type: none"> <li>• Baricitinib or tofacitinib in patients with elevated inflammatory markers.</li> </ul> <ul style="list-style-type: none"> <li>• No benefit demonstrated in RCTs for convalescent plasma, hydroxychloroquine, azithromycin, lopinavir/ritonavir, or ivermectin.</li> </ul>
Hospitalized for critically ill COVID-19, needing non-invasive ventilation or Hi flow oxygen	<p>Corticosteroids (dexamethasone 6 mg/d x 10 days or until discharge or an equivalent dose of hydrocortisone or methylprednisolone).</p> <ul style="list-style-type: none"> <li>• Tocilizumab or Sarilumab in patients with elevated inflammatory makers</li> <li>• Baricitinib or tofacitinib in patients with elevated inflammatory markers</li> <li>• No benefit demonstrated in RCTs for remdesivir, convalescent plasma, hydroxychloroquine, azithromycin, lopinavir/ritonavir, or ivermectin.</li> </ul>
Hospitalized for critically ill COVID-19, needing invasive mechanical ventilation or ECMO	<ul style="list-style-type: none"> <li>• Corticosteroids (dexamethasone 6 mg/d x 10 days or until discharge or an equivalent dose of hydrocortisone or methylprednisolone).</li> <li>• Tocilizumab or sarilumab in patients with elevated inflammatory makers</li> <li>• Baricitinib or tofacitinib in patients with elevated inflammatory markers</li> </ul> <ul style="list-style-type: none"> <li>• No benefit demonstrated in RCTs for remdesivir, convalescent plasma, hydroxychloroquine, azithromycin, lopinavir/ritonavir, or ivermectin.</li> </ul>

Care location and COVID-19 severity	Pharmacologic treatments available in the United States

**ECMO:** Extracorporeal membrane oxygenation; **RCTs:** Randomized controlled trials

- a. Neutralizing antibodies that are active against prevalent variants should be utilized. For example, at present (04/2022) bebtelovimab has *in vitro* activity against Omicron BA.2 subvariant and should be utilized, but casirivimab/imdevimab, bamlanivimab/etesevimab and sotrovimab do not have reliable activity against circulating omicron BA.2 variant and should be avoided.

### ***Pharmacologic treatment of mild-to-moderate COVID-19 with risk factors for progression***

COVID-19 is considered mild when there are clinical features suggestive of upper respiratory tract involvement without features of lung or other end organ involvement. Moderate COVID-19 is pulmonary involvement with no hypoxia. Most patients improve with supportive care at this stage, but patients with risk factors can progress to more severe or critical disease or death; such individuals may benefit from pharmacotherapies. There are no validated clinical prediction rules or risk calculators, but the FDA EUA and CDC mention a few of these risk factors to consider for treatment with anti-SARS-CoV-2 antibodies [275]. More research is needed to identify prediction instruments and determinants that both increase or decrease the risk of severe disease and how potentially protective factors influence risk stratification. Most of these treatments are effective only when given early, within 5-7 days of symptom onset.

Patients who have these risk factors should be offered treatment with nirmatrelvir/ritonavir for 5 days (oral) or remdesivir for 3 days (intravenous). Parenteral anti-SARS-CoV-2 monoclonal antibodies can be used to treat given trials have shown a reduction in the need for hospitalizations, ER visits or medically attended visit, but susceptibility to the prevalent variant should be considered in the choice of the monoclonal antibody. Bebtelovimab has *in vitro* activity against current circulating Omicron variants (04/2022), but casirivimab/imdevimab and bamlanivimab/etesevimab and sotrovimab do not have activity in laboratory studies. If other treatment options are not available then consider molnupiravir for 5 days (oral) or, if immunocompromised, high-titer convalescent plasma (intravenous) with activity against circulating variant. Convalescent plasma obtained from people who have recovered from COVID-19 due to Omicron and have been vaccinated is expected to be active against Omicron.

There are logistical issues related to administration of parenteral agents in ambulatory settings which may preclude their use. Oral antivirals like nirmatrelvir/ritonavir and molnupiravir have an advantage as they are easy to prescribe in outpatient settings, but there are significant limitations and unique considerations that need to be addressed by providers, which might be a barrier to their timely use. In the United States, many of the antiviral

treatments do not have authorization for use in patients admitted to the hospital for mild-to-moderate COVID-19 but can be used if they are admitted for another reason and found to have mild-to-moderate COVID-19. We do not recommend using hydroxychloroquine, azithromycin, or lopinavir/ritonavir as trials have shown no evidence of benefit.

We recommend against the use of ivermectin outside of the context of a clinical trial given the low certainty of evidence for its benefit. We also do not recommend the use of systemic corticosteroids in mild-to-moderate COVID-19. Though the RECOVERY trial was completed in hospitalized patients and not ambulatory patients, it demonstrated a trend to increase mortality when used in patients with mild-to-moderate COVID-19 (relative risk 1.22; 95% CI 0.86, 1.75) [95].

### ***Pharmacologic treatment of severe COVID-19***

Patients with severe COVID-19 are those whose infection has pulmonary involvement resulting in hypoxia while breathing room air and/or needing treatment with low flow oxygen. Most existing criteria for trials consider either a SpO<sub>2</sub> level less than 94% or 90% or tachypnea (respiratory rate >30 breaths per minute) as severe COVID-19. Clinical judgment of individual cases should supplement these criteria.

Corticosteroids, especially dexamethasone, has demonstrated a mortality benefit are recommended as the cornerstone of therapy in severe COVID-19. Remdesivir may be considered as it has shown to decrease time to recovery or discharge, though it has not been shown to improve mortality [32, 157].

The IL-6 inhibitors tocilizumab and sarilumab [111, 276] and JAK inhibitors baricitinib and tofacitinib [199] have shown a benefit in severe, but non-critical COVID-19 when used with corticosteroids. The trials did not identify specific sub-populations of patients with severe COVID-19 already being treated with corticosteroids who would benefit most with additional treatment with IL-6 or JAK inhibitors. We recommend using either IL-6 inhibitors or JAK inhibitors (baricitinib preferred over tofacitinib) in those patients who have elevated inflammatory markers like CRP and progressive severe COVID-19. Since there is greater supportive data for tocilizumab and baricitinib we recommend them preferentially over

sarilumab and tofacitinib, though the latter agents are suitable alternatives if the former are not available. We do not recommend using hydroxychloroquine, azithromycin, lopinavir/ritonavir, or convalescent plasma as trials have not shown a benefit in patients with severe disease. We also recommend against the use of ivermectin outside of the context of a clinical trial given the low certainty of evidence for its benefit.

***Pharmacologic treatment of critically ill COVID-19 requiring non-invasive ventilation or oxygen by high-flow nasal cannula***

Critically ill patients with COVID-19 need more ventilatory or oxygenation support either with high-flow oxygen or with noninvasive ventilation. High-flow oxygen therapy involves delivery of oxygen via special devices at rates greater than those possible via a simple nasal cannula.

We strongly recommend systemic corticosteroids in critically ill patients with COVID-19 as they have shown a mortality benefit in this population (OR: 0.66; 95% CI: 0.54; 0.82) [79]. In critically ill patients, dexamethasone 6mg/day is preferred but doses up to 20 mg/day can be used if indicated for other reasons. Hydrocortisone 50 mg IV Q6 hours is an alternative that has also been studied. Methylprednisolone and prednisone have less supporting data but are reasonable pharmacologic alternatives at equipotent doses. In addition to corticosteroids, we recommend using either IL-6 inhibitors (tocilizumab preferred over sarilumab) or JAK inhibitors (baricitinib preferred over tofacitinib) in patients who have elevated inflammatory markers (e.g., CRP), which most critically ill COVID-19 patients have. The trials done so far have not identified specific sub-populations of critically ill patients already being treated with corticosteroids who would benefit with additional treatment with IL-6 or JAK inhibitors. We do not recommend remdesivir since it has not shown a benefit in this sub-population [157].

***Pharmacologic treatment of critically ill COVID-19, needing invasive mechanical ventilation or ECMO***

Patients who are critically ill with COVID-19 pulmonary disease and dysfunction needing significant ventilatory support with invasive mechanical ventilation or ECMO have the highest

risk of mortality. Pharmacologically, we recommend treating them similarly to those on non-invasive ventilation or high-flow nasal cannula. Corticosteroids are strongly recommended in this category of critically ill patients as trials have demonstrated a mortality benefit [79]. In addition to steroids, the panel recommends using either IL-6 inhibitors (tocilizumab is preferred over sarilumab) in critically ill patients who have elevated inflammatory markers like CRP. In situations where IL-6 inhibitors are not available, baricitinib can be used in mechanically ventilated patients as a small trial showed a mortality benefit in this population [277]. Most other COVID-19 therapies studied in other severities have either not demonstrated benefit or not been studied in this population.



## Bacterial Co-Infections and Antibiotic Use

Patients with COVID-19 often present with viral pneumonia with accompanying febrile illness and respiratory symptoms. Differential diagnoses may include bacterial pneumonia, for which antibiotics are prescribed. Concerns also exist for bacterial superinfections in hospitalized patients during the course of illness. Studies reported to date mainly describe antibiotic use during the early phase of the COVID-19 pandemic and consistently report high percentages of antibiotic use worldwide (58-95%) [1, 278-284]. One registry of 150 Spanish hospitals found that over 75% of patients received antibiotics, but diagnosis in the early months of the pandemic was a predictor of inappropriate antibiotic use. Antibiotic use was associated with adverse drug reactions [285].

Data reporting co-infection in patients presenting with COVID-19 for care has mostly focused on patients receiving care in hospitals. As more studies have become available, they can be grouped into those describing co-infection at the diagnosis of COVID-19, those describing the treatment of superinfections during the course of COVID-19 infection, those that report both, and those that do not distinguish between these types of infections. The latter are not discussed here.

Despite the majority of patients with COVID-19 being treated with antibiotics on admission early in the pandemic, existing studies have found bacterial co-infections to be uncommon. Vaughn and colleagues evaluated a random cohort of patients with COVID-19 across 38 hospitals in Michigan. Of the 1705 patients included, only 3.5% had a bacterial co-infection, though 59.5% received antibacterial drugs [282]. A cohort of 1016 patients with COVID-19 across five Maryland hospitals found bacterial co-infection in only 1.2% [286]. A meta-analysis including 3338 patients in 24 studies reported bacterial co-infection in 3.5% [287]. Smaller studies had congruent reports, ranging from 3.1 to 4% [288-290]. A study of 64,961 COVID-19 patients in the Premier Healthcare Database is an outlier, reporting bacterial co-infections in 18.5% of infections between April and June 2020, but this relied on ICD-10 codes and not microbiological diagnoses. Urinary tract infections were most reported [291].

Studies describing superinfections that developed in patients with COVID-19 are more heterogeneous. Studies that describe the incidence of superinfection in entire hospitalized cohorts of COVID-19 report incidences of superinfection of 4.2 to 21% [287, 290, 292]. Small studies of patients requiring mechanical ventilation and with COVID-19-associated ARDS reported superinfections in 44.4% and 27.7% of patients, respectively [293, 294].

The apparent discordance between bacterial and fungal co-infection in patients with COVID-19 at presentation and the use of antibacterial therapy has potential negative effects, namely in antimicrobial resistance. Several studies have attempted to differentiate patients with and without concomitant bacterial infections using laboratory data. The use of procalcitonin in a group of hospitals was not effective as tool to encourage antibiotic discontinuation compared to clinical judgment [295]. Mason and colleagues compared hospitalized cohorts of 619 patients with COVID-19 and 106 with community-acquired bacterial pneumonia (CABP) to determine if inflammatory markers could be used to rule out bacterial co-infection [296]. They found marked differences in white blood cell counts between groups (6.78 COVID-19 vs. 12.48 CABP), and that CRP declined in 48-72 hours with antibiotic therapy in the CABP cohort but not the COVID-19 group, suggesting that these can be used to guide antibiotic discontinuation when initiated empirically in COVID-19 patients. Initiating and continuing empiric antibiotics at the time of admission may lead to superinfections that are antibiotic resistant; one study found antibiotic use in the first two days of admission for COVID-19 to be a risk factor for superinfection [292]. Immunomodulatory therapies are recommended for many patients with severe and critical illness from COVID-19, including corticosteroids, IL-6 antagonists, JAK inhibitors, and others [297]. Most of the prospective studies that support these recommendations have not reported higher rates of infection in patients receiving immunomodulators, but follow-up is limited in most cases and late infections may be missed.

# Pediatric Considerations for Treatment of SARS-CoV-2 Infection and Multisystem Inflammatory Syndrome in Children

## Acute SARS-CoV-2 Infection in Children

### *Clinical presentation*

Case [298, 299] and hospitalization rates [300] from SARS-CoV-2 infection in children are lower than in adults, and asymptomatic infection is more common [301, 302]. However, infection can lead to significant illness and even death in children [303-305]. Clinical presentations of infection can be non-specific, and may more frequently include fever alone and/or gastrointestinal symptoms [306] than in adults. Children are also capable of transmitting disease to others [307].

Factors which lead to severe illness in children with SARS-CoV-2 infection are less well-defined than in adults. Comorbidities including medically complex conditions (including certain genetic disorders, neurologic diseases, and cancer) [308], type 1 diabetes, complex congenital heart disease, and obesity have all been associated with a higher risk of hospitalization and ICU admission in children [305, 309-311].

### *Management*

#### Remdesivir

The studies involving the use of remdesivir in hospitalized patients with COVID-19 ([recommendations 15-17](#)) [32, 157-159, 312] have generally focused on individuals over age 18 years. Two trials included children over 12 years [159, 312], but did not separately report the number or outcomes (including adverse events) of participants under 18 years. Nevertheless, remdesivir is commonly used and recommended by expert panels [313] of pediatric ID specialists in hospitalized children with SARS-CoV-2 infection, and reports suggest low adverse event rates [160, 314]. An ongoing phase II/III open label study in children (the “CARAVAN” trial) [161] has not yet reported their results in the peer-reviewed literature [315]. Recent

studies of outpatient remdesivir treatment in individuals at high risk for progression support its use in pediatric patients down to 3.5 kg of body weight.

### Corticosteroids

Dexamethasone and other corticosteroids are recommended in certain hospitalized patients with COVID-19 ([recommendations 7-9](#)). The studies informing these recommendations [79, 95] either did not include children or did not separately report the number or outcomes (including adverse events) of participants under 18 [95] years. Corticosteroid use is nevertheless common in hospitalized children with COVID-19 [310], and there is reason to believe that the risk benefit ratio would be similar in children and adults.

### IL-6 blockade

Tocilizumab or sarilumab is suggested for use in treatment of COVID-19 in certain situations ([recommendations 11-12](#)). Of the studies informing the recommendations for tocilizumab [110, 111, 113-116, 316, 317], only two [110, 111] did not specifically exclude children under 18 years from enrolling. The RECOVERY trial included children, but results from those in the tocilizumab arm of the trial have not yet been reported. Hermine et al. did not specifically exclude children, but results in children were not separately reported either.

Three of the four studies used to inform the recommendations for sarilumab excluded children from participation [117, 118, 316]. The pre-print network meta-analysis of 18 RCTs of IL-6 inhibitors included some studies that enrolled children, but results in children were not separately reported.

There are several publications reporting on cohorts of children with COVID-19 who received treatment with tocilizumab [314, 318-320]. Although there have been no clear contraindications to using IL-6 inhibitors in children based on these reports more studies in children are needed to determine whether the criteria for their pediatric use would be similar to those in adults.

### JAK inhibitors

Baricitinib is suggested for use in treating certain hospitalized patients with COVID-19 ([recommendations 23-24](#)). However, the studies which inform these recommendations did not include children [193, 198, 199, 277]. Although the EUA for use of baricitinib in treatment of COVID-19 extends to children over 2 years of age [321], baricitinib does not have an FDA indication for treatment of other conditions in children, and there are only limited published pediatric pharmacokinetic data [322]. A pediatric safety and pharmacokinetic study on baricitinib use in children with COVID-19 is now recruiting [323].

Tofacitinib is also suggested for use in treating certain hospitalized patients with COVID-19 ([recommendation 25](#)). As with baricitinib, the trial informing this recommendation did not include children [202]. Tofacitinib is used in children over age 2 and over 10 kg for treatment of polyarticular juvenile idiopathic arthritis when they have had an inadequate response or intolerance to one or more tumor necrosis factor inhibitors [324]. There are no currently open trials studying tofacitinib for treatment of COVID-19 in children.

### Oral antivirals

Two new antiviral agents have been issued an EUA and include: nirmatrelvir/ritonavir and molnupiravir. Nirmatrelvir/ritonavir is not authorized in children younger than 12 years of age and weighing less than 40 kg [325]. However, there have been no safety or effectiveness studies in pediatric patients. Molnupiravir is not recommended for use in children due to animal studies that suggest effects on bone and cartilage growth.

### Monoclonal antibodies

Neutralizing monoclonal antibodies directed against the spike protein of SARS-CoV-2 are suggested for use in prophylaxis and treatment of individuals exposed to or infected with SARS-CoV-2 who are at high risk of progression to severe disease ([recommendations 20-21](#) and [recommendation 22](#), respectively). Careful attention should be paid to the activity of the different available monoclonal antibodies against circulating variants at the time their use is considered. Bebtelovimab is the only monoclonal antibody with activity against current circulating Omicron variants. Pediatric-specific data on bebtelovimab have not yet been

published, though it is reasonable to expect a similar risk-benefit ratio as for other SARS-CoV-2 monoclonal antibodies.

In terms of activity against earlier variants, the study informing the recommendations for prophylactic use of casirivimab/imdevimab ([recommendation 21](#)) included children over 12 years of age [171]. Among the 752 participants randomized to placebo and the 753 participants randomized to casirivimab/imdevimab, there were 34 in each group between the ages of 12 and 18 years. Four placebo recipients and no casirivimab/imdevimab recipients experienced a symptomatic PCR-confirmed SARS-CoV-2 infection during the study (OR 0.17, range 0.00-1.07). Adverse effect data were not separately reported for children but were generally mild.

Use of bamlanivimab/etesevimab for prevention of progression to severe disease in ambulatory individuals with mild-to-moderate disease ([recommendation 22](#)) was supported based on a study that included children over age 12 years [175]. Among a total of 517 participants randomized to placebo and 518 to bamlanivimab-etesevimab, 7 and 4 participants respectively were between 12 and 18 years old. Data on outcomes or adverse events were not separately reported for children in this study but were generally well tolerated. An ongoing study of bamlanivimab/etesevimab, including in a pediatric expansion of the BLAZE-1 trial, allowed evaluation of pharmacokinetics and safety of bamlanivimab/etesevimab in 125 total pediatric participants. This led to an expanded FDA authorization [326] for this antibody combination in treatment of mild-to-moderate COVID-19 in children who are at high risk of progression to severe disease, including neonates, and in post-exposure prophylaxis of COVID-19 in children who are at high risk for progression to severe COVID-19 and not fully vaccinated or not expected to mount an adequate immune response to complete SARS-CoV-2 vaccination.

The recommendation for use of casirivimab/imdevimab for prevention of progression to severe disease in ambulatory individuals with mild-to-moderate disease ([recommendation 22](#)) was based on a study that included a cohort of participants under age 18 years [327]. The portion of the trial including children is ongoing with no pediatric data on outcomes or adverse events reported to date.

The inclusion of sotrovimab in the recommendation for prevention of progression to severe disease in ambulatory individuals with mild-to-moderate disease ([recommendation 22](#)) was based on a trial that included only participants over age 18 years [328] with no pediatric-specific data available. This monoclonal antibody is not sufficiently active against currently circulating Omicron variants (04/2022).

There have been several multicenter studies of casirivimab/imdevimab [329-332], bamlanivimab/etesevimab [333], or sotrovimab [334, 335] for treatment and prevention of SARS-CoV-2 disease in different pediatric populations, including those under 12 years. These studies are complicated by the predominance of the Omicron strains.

As noted above, the FDA has defined specific conditions for EUA use of monoclonal antibody therapies for SARS-CoV-2 infection ([Figure 4](#)), though risk factors for progression to severe illness in children are less well-defined than in adults. The relative absence of pediatric-specific data has led a panel of pediatric ID specialists to recommend routine use of these treatments only in children thought to have a high risk for progression to severe disease [336].

#### Treatments not recommended for use

As noted in other sections of this document, several interventions have been tested in adult populations and not found to have clinical benefit. This has led to recommendations against the routine use of hydroxychloroquine, lopinavir/ritonavir, inpatient convalescent plasma, and famotidine. Although the studies informing these recommendations largely excluded children with acute infection, the experience in adult patients suggests that these drugs would not be expected to have benefit in treatment of children with similar disease characteristics.

## Multisystem Inflammatory Syndrome in Children

### ***Clinical presentation***

Multisystem inflammatory syndrome in children (MIS-C), also called Pediatric Inflammatory Multisystem Syndrome temporally associated with COVID-19 (PIMS-TS), is a rare

acute inflammatory syndrome reported in children several weeks following acute SARS-CoV-2 infection. Case definitions for this syndrome were derived after reports of critically ill children presenting with fever, rash, conjunctivitis, abdominal complaints, shock, and significant cardiac dysfunction in the setting of recent SARS-CoV-2 infection [337-349] ([Table 42](#)). Incidence of MIS-C is higher in Black, Hispanic or Latinx, and Asian or Pacific Islander children than in Caucasian children and most common among children between 6 and 10 years of age [350, 351]. Epidemiologic data showing clusters of MIS-C cases following peaks of positive SARS-CoV-2 test rates by 2-5 weeks [352] support that the syndrome results from a delayed immunologic response to the infection.

### ***Management***

Once the diagnosis of MIS-C has been made, immunomodulatory medications are the mainstay of therapy. Although trials are lacking to demonstrate the superiority of any given approach, intravenous immunoglobulin (IVIG) and systemic steroids are frequent initial choices [346, 353]. Studies comparing outcomes after initial treatment using IVIG alone, steroids alone, or a combination of IVIG and steroids have come to differing conclusions on their relative importance in treatment. The combination of both has been reported to lead to faster and more sustained resolution of fever than IVIG alone [354]. Biologic treatments including anakinra, infliximab, or tocilizumab have also been used in refractory cases [353, 355-357], though data are limited to inform the choice among these interventions or those patients who would benefit most. Despite these limitations, overall outcomes of children with MIS-C have been generally good with few fatalities reported [349, 358].



**Table 42.** Case definitions for Multisystem Inflammatory Syndrome in Children (MIS-C) and Paediatric inflammatory multisystem syndrome temporally associated with COVID-19 (PIMS-TC, also called pediatric multisystem inflammatory disorder [PMIS])

	MIS-C (CDC 2020) <sup>1</sup>	PIMS-TS or PMIS (Royal College of Paediatrics and Child Health 2020) <sup>2</sup>
Includes	<p>Age &lt;21 years presenting with:</p> <ul style="list-style-type: none"> <li>• Fever (&gt;38.0°C for ≥24 hours, or report of subjective fever lasting ≥24 hours)</li> <li>• Laboratory evidence of inflammation (including, but not limited to, one or more of the following: an elevated C-reactive protein, erythrocyte sedimentation rate, fibrinogen, procalcitonin, d-dimer, ferritin, lactic acid dehydrogenase, or interleukin 6, elevated neutrophils, reduced lymphocytes and low albumin),</li> <li>• Evidence of clinically severe illness requiring hospitalization, with multisystem (&gt;2) organ involvement (cardiac, renal, respiratory, hematologic, gastrointestinal, dermatologic or neurological)</li> </ul>	<p>A child presenting with:</p> <ul style="list-style-type: none"> <li>• Persistent fever &gt;38.5°C</li> <li>• Laboratory evidence of inflammation (neutrophilia, elevated CRP and lymphopenia)</li> <li>• Evidence of single or multi-organ dysfunction (shock, cardiac, respiratory, renal, gastrointestinal or neurological disorder) with additional features (listed in Appendix of reference)</li> </ul>
Excludes	Patients with alternative plausible diagnoses	Patients with any other microbial cause, including bacterial sepsis, staphylococcal or streptococcal shock syndromes, infections associated with myocarditis such as enterovirus
Other criteria	Positive for current or recent SARS-CoV-2 infection by RT-PCR, serology, or antigen test; OR COVID-19 exposure within the 4 weeks prior to the onset of symptoms	SARS-CoV-2 PCR testing may be positive or negative

#### References

1. Centers for Disease Control and Prevention. Multisystem Inflammatory Syndrome in Children (MIS-C) Associated with Coronavirus Disease 2019 (COVID-19). Available at: <https://emergency.cdc.gov/han/2020/han00432.asp>. Accessed 23 November 2021.
2. Royal College of Paediatrics and Child Health. Guidance: Paediatric multisystem inflammatory syndrome temporally associated with COVID-19, 2020.

## Notes

**Acknowledgement:** The expert panel thanks the Infectious Diseases Society of America for supporting guideline development, and specifically Dana Wollins, Jon Heald, Sheila Tynes, Rebecca Goldwater, and Genet Demisashi, for their continual support and guidance the last two years in developing and maintaining the living rapid guidelines. This guideline would have been impossible without their help.

**Financial Support:** This project was funded in part by a cooperative agreement with the Centers for Disease Control and Prevention (CDC) (grant number 6 NU50CK000477-04-01). The CDC is an agency within the Department of Health and Human Services (HHS). The contents of this guideline do not necessarily represent the policy of CDC or HHS and should not be considered an endorsement by the Federal Government.

**COI Summary:** The following list is a reflection of what has been reported to IDSA. To provide thorough transparency, IDSA requires full disclosure of all relationships, regardless of relevancy to the guideline topic. Evaluation of such relationships as potential conflicts of interest is determined by a review process which includes assessment by the Board of Directors liaison to the Standards and Practice Guidelines Committee and, if necessary, the Conflicts of Interest and Ethics Committee. The assessment of disclosed relationships for possible COI is based on the relative weight of the financial relationship (i.e., monetary amount) and the relevance of the relationship (i.e., the degree to which an association might reasonably be interpreted by an independent observer as related to the topic or recommendation of consideration). The reader of these guidelines should be mindful of this when the list of disclosures is reviewed. **L.B.** receives research funding from the National Institutes of Health (NIH)/National Institute of Allergy and Infectious Diseases (NIAID), Bill and Melinda Gates Foundation, Wellcome Trust, and Harvard Medical School; serves as chair of the Antimicrobial Drug Advisory Committee of the Food and Drug Administration; and is involved in HIV and COVID-19 vaccine clinical trials conducted in collaboration with the NIH, HIV Vaccine Trials Network, COVID Vaccine Prevention

Network, International AIDS Vaccine Initiative, Crucell/Janssen Pharmaceuticals, Moderna, Military HIV Research Program, Bill and Melinda Gates Foundation, and the Ragon Institute. **A.B.** received honorarium from the Institute for Clinical and Economic Review. **V.C.** receives research funding from the Health and Medical Research Fund; serves on the Research Committee of the Society for Healthcare Epidemiology of America (SHEA); and serves on the international editorial boards for the *Journal of Hospital Infection*, *Infection Prevention in Practice*, and *Antimicrobial Stewardship and Healthcare Epidemiology*. **K.E.** serves as a scientific advisor for Merck, Bionet, IBM, Sanofi, X4 Pharmaceuticals, Inc., Seqirus, Inc., Moderna, Inc., GSK plc, Roche, and Pfizer; and receives research funding from the Centers for Disease Control and Prevention and the NIH. **J.G.** serves in an advisory role for Qpex, Shionogi, and Merck; receives research funding from Merck; previously served in an advisory role for Accelerate Diagnostics, Achaogen, Astellas Pharma, Melinta Therapeutics, Nabriva Therapeutics, Paratek Pharma, scPharmaceuticals, Spero Therapeutics, and Tetrphase Pharmaceuticals; and previously served on the speakers bureau for Astellas Pharma, Melinta Therapeutics, Merck, and Shionogi. **R.G.** serves as a panel member on the NIH COVID-19 Treatment Guidelines Panel; serves as the immediate Past Chair for the HIV Medicine Association; receives research funding from the NIH; and has served on the scientific advisory board for Gilead Sciences, Inc., and Merck. **W.J.M.** serves in an advisory role for Seqirus, Inc.; receives research funding from Ansun Biopharma, Astellas Pharma, AstraZeneca, Eli Lilly and Company, Enanta Pharmaceuticals, Gilead Sciences, Janssen Pharmaceuticals, Karius, Melinta Therapeutics, Merck, Moderna, Nabriva Therapeutics, Paratek Pharma, Pfizer, Roche, and Tetrphase Pharmaceuticals; and has previously received research funding from Abbott Laboratories. **M.H.M.** receives research funding from the Agency for Healthcare Research and Quality, the Endocrine Society, and the Society for Vascular Surgery; serves as a Board member for the Evidence Foundation; has received research funding from the American Society of Hematology and the World Health Organization (WHO); and has served as a guideline methodologist for the WHO. **R.A.M.** receives research funding from the NIH, the WHO, the American College of Rheumatology, the American Society of Hematology, and Boehringer Ingelheim; serves as Chair of the Midwest Comparative Effectiveness Public Advisory Council of the Institute for Clinical and Economic Review (ICER);

serves on the Methods Committee for Kidney Disease Improving Global Outcomes Work Group; serves on the Clinical Guidelines Committee for the Canadian Society of Nephrology; and previously served on the Clinical Guidelines Committee for the American College of Physicians (ACP). **M.M.N.** co-chairs the Pediatric Infectious Diseases Society COVID-19 Therapies Task Force, will receive support to attend as a speaker the American Academy of Pediatrics National Conference & Exhibition in October 2022, and has received research funding from Gilead Sciences. **J.C.O.** serves as an advisor for Bates College; holds stocks in Doximity, Inc.; receives research funding from the MITRE Corporation and Nference, Inc.; and serves on committees for the Society for Critical Care Medicine, SHEA, and University Lake School. **R.W.S.** served in an advisory role for GSK plc and Gilead Sciences. **S.S.** serves in advisory roles for Amplyx Pharmaceuticals, Inc., ReViral Ltd., Adamis Pharmaceuticals, and Immunome; holds stocks in Immunome; receives research funding from Ansun BioPharma, Zeteo Tech, Inc., F2G, Emergent Biosolutions, Shionogi, Shire (now Takeda), Cidara Therapeutics, U.S. Department of Defense (Joint Program Executive Office for Chemical, Biological, Radiological and Nuclear Defense), Defense Health Agency, Bloomberg Philanthropies, the State of Maryland, NIH/NIAID, NIH National Center for Advancing Translational Sciences, Mental Wellness Foundation, Moriah Fund, Octopharma, HealthNetwork Foundation, Shear Family Foundation, Johns Hopkins University, and Mayo Clinic; serves as the Governor of the ACP; has received research funding from the University of Nebraska; and has served as an advisor for Janssen Pharmaceuticals, Acidophil, LLC, Adagio Therapeutics, Inc., Celltrion Healthcare, and Intermountain Health. **A.H.S.** receives research funding from the U.S. Department of Veterans Affairs. **S.S.** serves on guideline panels for the American Gastroenterological Association (AGA) and receives research funding from the Department of Veterans Affairs Evidence Synthesis Program. **Y.F.Y.** receives honoraria from the Evidence Foundation for evidence reviews and teaching, the AGA for evidence reviews, and ICER for committee meetings; serves as a Director for the Evidence Foundation and for the U.S. GRADE Network; and served on an Independent Appraisal Committee for ICER. All other authors: no disclosures reported. All authors have submitted the ICMJE Form for Disclosure of Potential Conflicts of Interest. Conflicts that the editors consider relevant to the content of the manuscript have been disclosed.

## References

1. Guan WJ, Ni ZY, Hu Y, et al. Clinical Characteristics of Coronavirus Disease 2019 in China. *N Engl J Med* **2020**; 382(18): 1708-20.
2. World Health Organization. Coronavirus disease 2019 (COVID-19) Situation Report - 75. Geneva: World Health Organization, **2020** 4 April.
3. Wu Z, McGoogan JM. Characteristics of and Important Lessons From the Coronavirus Disease 2019 (COVID-19) Outbreak in China: Summary of a Report of 72314 Cases From the Chinese Center for Disease Control and Prevention. *JAMA* **2020**.
4. Morgan RL, Florez I, Falavigna M, et al. Development of rapid guidelines: 3. GIN-McMaster Guideline Development Checklist extension for rapid recommendations. *Health Res Policy Syst* **2018**; 16(1): 63.
5. Guyatt GH, Oxman AD, Kunz R, et al. GRADE guidelines: 2. Framing the question and deciding on important outcomes. *J Clin Epidemiol* **2011**; 64(4): 395-400.
6. U.S. Food and Drug Administration. What is a Serious Adverse Event? Available at: <https://www.fda.gov/safety/reporting-serious-problems-fda/what-serious-adverse-event>. Accessed 19 June 2020.
7. National Institute for Health and Care Excellence. Scoping. Interim process and methods for developing rapid guidelines on COVID-19 (PMG35). London: National Institute for Health and Care Excellence, **2020**.
8. Wallace BC, Dahabreh IJ, Trikalinos TA, Lau J, Trow P, Schmid CH. Closing the gap between methodologists and end-users: R as a computational back-end. *J Stat Softw* **2012**; 49(5): 1-15.
9. Higgins JPT, Thomas J, Chandler J, et al. *Cochrane Handbook for Systematic Reviews of Interventions*. 2 ed. Chichester (UK): John Wiley & Sons, **2019**.
10. Sterne JA, Hernan MA, Reeves BC, et al. ROBINS-I: a tool for assessing risk of bias in non-randomised studies of interventions. *BMJ* **2016**; 355: i4919.
11. Guyatt G, Oxman AD, Akl EA, et al. GRADE guidelines: 1. Introduction-GRADE evidence profiles and summary of findings tables. *J Clin Epidemiol* **2011**; 64(4): 383-94.
12. GRADEpro GDT. GRADEpro Guideline Development Tool [Software]. McMaster University, 2015 (developed by Evidence Prime, Inc.). Available at: <https://gradepro.org/>.
13. Ben-Zvi I, Kivity S, Langevitz P, Shoenfeld Y. Hydroxychloroquine: from malaria to autoimmunity. *Clin Rev Allergy Immunol* **2012**; 42(2): 145-53.
14. Keyaerts E, Vijgen L, Maes P, Neyts J, Van Ranst M. In vitro inhibition of severe acute respiratory syndrome coronavirus by chloroquine. *Biochem Biophys Res Commun* **2004**; 323(1): 264-8.

15. Dyall J, Coleman CM, Hart BJ, et al. Repurposing of clinically developed drugs for treatment of Middle East respiratory syndrome coronavirus infection. *Antimicrob Agents Chemother* **2014**; 58(8): 4885-93.
16. Wang M, Cao R, Zhang L, et al. Remdesivir and chloroquine effectively inhibit the recently emerged novel coronavirus (2019-nCoV) in vitro. *Cell Res* **2020**; 30(3): 269-71.
17. Yao X, Ye F, Zhang M, et al. In Vitro Antiviral Activity and Projection of Optimized Dosing Design of Hydroxychloroquine for the Treatment of Severe Acute Respiratory Syndrome Coronavirus 2 (SARS-CoV-2). *Clin Infect Dis* **2020**.
18. Vincent MJ, Bergeron E, Benjannet S, et al. Chloroquine is a potent inhibitor of SARS coronavirus infection and spread. *Virology* **2005**; 2: 69.
19. Gautret P, Lagier JC, Parola P, et al. Hydroxychloroquine and azithromycin as a treatment of COVID-19: results of an open-label non-randomized clinical trial. *Int J Antimicrob Agents* **2020**; 56(1): 105949.
20. Li C, Zu S, Deng YQ, et al. Azithromycin Protects against Zika virus Infection by Upregulating virus-induced Type I and III Interferon Responses. *Antimicrob Agents Chemother* **2019**.
21. Kouznetsova J, Sun W, Martinez-Romero C, et al. Identification of 53 compounds that block Ebola virus-like particle entry via a repurposing screen of approved drugs. *Emerg Microbes Infect* **2014**; 3(12): e84.
22. Gielen V, Johnston SL, Edwards MR. Azithromycin induces anti-viral responses in bronchial epithelial cells. *Eur Respir J* **2010**; 36(3): 646-54.
23. Tyteca D, Van Der Smissen P, Mettlen M, et al. Azithromycin, a lysosomotropic antibiotic, has distinct effects on fluid-phase and receptor-mediated endocytosis, but does not impair phagocytosis in J774 macrophages. *Exp Cell Res* **2002**; 281(1): 86-100.
24. Menzel M, Akbarshahi H, Bjermer L, Uller L. Azithromycin induces anti-viral effects in cultured bronchial epithelial cells from COPD patients. *Sci Rep* **2016**; 6: 28698.
25. Takizawa H, Desaki M, Ohtoshi T, et al. Erythromycin suppresses interleukin 6 expression by human bronchial epithelial cells: a potential mechanism of its anti-inflammatory action. *Biochem Biophys Res Commun* **1995**; 210(3): 781-6.
26. Schultz MJ. Macrolide activities beyond their antimicrobial effects: macrolides in diffuse panbronchiolitis and cystic fibrosis. *J Antimicrob Chemother* **2004**; 54(1): 21-8.
27. Arshad S, Kilgore P, Chaudhry ZS, et al. Treatment with hydroxychloroquine, azithromycin, and combination in patients hospitalized with COVID-19. *Int J Infect Dis* **2020**; 97: 396-403.
28. Cavalcanti AB, Zampieri FG, Rosa RG, et al. Hydroxychloroquine with or without Azithromycin in Mild-to-Moderate Covid-19. *N Engl J Med* **2020**; 383: 2041-52.
29. Horby P, Mafham M, Linsell L, et al. Effect of Hydroxychloroquine in Hospitalized Patients with COVID-19: Preliminary results from a multi-centre, randomized, controlled

- trial. medRxiv **2020**: Available at: <https://doi.org/10.1101/2020.07.15.20151852> [Preprint 15 July 2020].
30. Chen J, Liu D, Liu L, et al. A pilot study of hydroxychloroquine in treatment of patients with moderate COVID-19. *Journal of Zhejiang University (Medical Sciences)* **2020**; 49(2): 215-9.
  31. Chen Z, Hu J, Zhang Z, et al. Efficacy of hydroxychloroquine in patients with COVID-19: results of a randomized clinical trial. medRxiv **2020**: Available at: <https://doi.org/10.1101/2020.03.22.20040758> [Preprint 10 April 2020].
  32. WHO Solidarity Trial Consortium, Pan H, Peto R, et al. Repurposed Antiviral Drugs for Covid-19 - Interim WHO Solidarity Trial Results. *N Engl J Med* **2021**; 384(6): 497-511.
  33. Self WH, Semler MW, Leither LM, et al. Effect of Hydroxychloroquine on Clinical Status at 14 Days in Hospitalized Patients With COVID-19: A Randomized Clinical Trial. *JAMA* **2020**; 324(21): 2165-76.
  34. Ulrich RJ, Troxel AB, Carmody E, et al. Treating COVID-19 With Hydroxychloroquine (TEACH): A Multicenter, Double-Blind Randomized Controlled Trial in Hospitalized Patients. *Open Forum Infect Dis* **2020**; 7(10): ofaa446.
  35. Tang W, Cao Z, Han M, et al. Hydroxychloroquine in patients with mainly mild to moderate coronavirus disease 2019: open label, randomised controlled trial. *BMJ* **2020**; 369: m1849.
  36. Geleris J, Sun Y, Platt J, et al. Observational Study of Hydroxychloroquine in Hospitalized Patients with Covid-19. *N Engl J Med* **2020**; 382(25): 2411-8.
  37. Magagnoli J, Narendran S, Pereira F, et al. Outcomes of hydroxychloroquine usage in United States veterans hospitalized with Covid-19. medRxiv **2020**: Available at: <https://doi.org/10.1101/2020.04.16.20065920> [Preprint 23 April 2020].
  38. Mahevas M, Tran V-T, Roumier M, et al. No evidence of clinical efficacy of hydroxychloroquine in patients hospitalized for COVID-19 infection with oxygen requirement: results of a study using routinely collected data to emulate a target trial. medRxiv **2020**: Available at: <https://doi.org/10.1101/2020.04.10.20060699> [Preprint 14 April 2020].
  39. Rosenberg ES, Dufort EM, Udo T, et al. Association of treatment with hydroxychloroquine or azithromycin with in-hospital mortality in patients with COVID-19 in New York state. *JAMA* **2020**; 323(24): 2493-502.
  40. Yu B, Li C, Chen P, et al. Low dose of hydroxychloroquine reduces fatality of critically ill patients with COVID-19. *Sci China Life Sci* **2020**; 63(10): 1515-21.
  41. Ip A, Berry DA, Hansen E, et al. Hydroxychloroquine and Tocilizumab Therapy in COVID-19 Patients-An Observational Study. medRxiv **2020**: Available at: <https://doi.org/10.1101/2020.05.21.20109207> [Preprint 25 May 2020].

42. Cipriani A, Zorzi A, Ceccato D, et al. Arrhythmic profile and 24-hour QT interval variability in COVID-19 patients treated with hydroxychloroquine and azithromycin. *Int J Cardiol* **2020**; 316: 280-4.
43. Molina JM, Delaugerre C, Goff J, et al. No Evidence of Rapid Antiviral Clearance or Clinical Benefit with the Combination of Hydroxychloroquine and Azithromycin in Patients with Severe COVID-19 Infection. *Médecine et Maladies Infectieuses* **2020**; 50(4): 384.
44. Gautret P, Lagier JC, Parola P, et al. Clinical and microbiological effect of a combination of hydroxychloroquine and azithromycin in 80 COVID-19 patients with at least a six-day follow up: A pilot observational study. *Travel Med Infect Dis* **2020**; 34: 101663.
45. Chorin E, Dai M, Shulman E, et al. The QT Interval in Patients with SARS-CoV-2 Infection Treated with Hydroxychloroquine/Azithromycin. *medRxiv* **2020**: Available at: <https://doi.org/10.1101/2020.04.02.20047050> [Preprint 3 April 2020].
46. Wang C, Fortin PR, Li Y, Panaritis T, Gans M, Esdaile JM. Discontinuation of antimalarial drugs in systemic lupus erythematosus. *J Rheumatol* **1999**; 26(4): 808-15.
47. Youngster I, Arcavi L, Schechmaster R, et al. Medications and glucose-6-phosphate dehydrogenase deficiency: an evidence-based review. *Drug Saf* **2010**; 33(9): 713-26.
48. Mohammad S, Clowse MEB, Eudy AM, Criscione-Schreiber LG. Examination of Hydroxychloroquine Use and Hemolytic Anemia in G6PDH-Deficient Patients. *Arthritis Care Res (Hoboken)* **2018**; 70(3): 481-5.
49. Beauverd Y, Adam Y, Assouline B, Samii K. COVID-19 infection and treatment with hydroxychloroquine cause severe haemolysis crisis in a patient with glucose-6-phosphate dehydrogenase deficiency. *Eur J Haematol* **2020**.
50. Kuipers MT, van Zwieten R, Heijmans J, et al. G6PD deficiency-associated hemolysis and methemoglobinemia in a COVID-19 patient treated with chloroquine. *Am J Hematol* **2020**.
51. Maillart E, Leemans S, Van Noten H, et al. A case report of serious haemolysis in a glucose-6-phosphate dehydrogenase-deficient COVID-19 patient receiving hydroxychloroquine. *Infect Dis (Lond)* **2020**: 1-3.
52. Rainsford KD, Parke AL, Clifford-Rashotte M, Kean WF. Therapy and pharmacological properties of hydroxychloroquine and chloroquine in treatment of systemic lupus erythematosus, rheumatoid arthritis and related diseases. *Inflammopharmacology* **2015**; 23(5): 231-69.
53. Morgan ND, Patel SV, Dvorkina O. Suspected hydroxychloroquine-associated QT-interval prolongation in a patient with systemic lupus erythematosus. *J Clin Rheumatol* **2013**; 19(5): 286-8.
54. Chen CY, Wang FL, Lin CC. Chronic hydroxychloroquine use associated with QT prolongation and refractory ventricular arrhythmia. *Clin Toxicol (Phila)* **2006**; 44(2): 173-5.



55. Yelve K, Phatak S, Patil MA, Pazare AR. Syncope in a patient being treated for hepatic and intestinal amoebiasis. *BMJ Case Rep* **2012**; 2012: bcr2012006687.
56. Stas P, Faes D, Noyens P. Conduction disorder and QT prolongation secondary to long-term treatment with chloroquine. *Int J Cardiol* **2008**; 127(2): e80-2.
57. Ray WA, Murray KT, Hall K, Arbogast PG, Stein CM. Azithromycin and the risk of cardiovascular death. *N Engl J Med* **2012**; 366(20): 1881-90.
58. von Rosensteil NA, Adam D. Macrolide antibacterials. Drug interactions of clinical significance. *Drug Saf* **1995**; 13(2): 105-22.
59. Barnabas RV, Brown ER, Bershteyn A, et al. Hydroxychloroquine as Postexposure Prophylaxis to Prevent Severe Acute Respiratory Syndrome Coronavirus 2 Infection : A Randomized Trial. *Ann Intern Med* **2021**; 174(3): 344-52.
60. Boulware DR, Pullen MF, Bangdiwala AS, et al. A Randomized Trial of Hydroxychloroquine as Postexposure Prophylaxis for Covid-19. *N Engl J Med* **2020**; 383(6): 517-25.
61. Mitja O, Corbacho-Monne M, Ubals M, et al. A Cluster-Randomized Trial of Hydroxychloroquine for Prevention of Covid-19. *N Engl J Med* **2021**; 384(5): 417-27.
62. Chen F, Chan KH, Jiang Y, et al. In vitro susceptibility of 10 clinical isolates of SARS coronavirus to selected antiviral compounds. *J Clin Virol* **2004**; 31(1): 69-75.
63. Wu CY, Jan JT, Ma SH, et al. Small molecules targeting severe acute respiratory syndrome human coronavirus. *Proc Natl Acad Sci U S A* **2004**; 101(27): 10012-7.
64. Chan JF, Yao Y, Yeung ML, et al. Treatment With Lopinavir/Ritonavir or Interferon-beta1b Improves Outcome of MERS-CoV Infection in a Nonhuman Primate Model of Common Marmoset. *J Infect Dis* **2015**; 212(12): 1904-13.
65. Chu CM, Cheng VC, Hung IF, et al. Role of lopinavir/ritonavir in the treatment of SARS: initial virological and clinical findings. *Thorax* **2004**; 59(3): 252-6.
66. Spanakis N, Tsiodras S, Haagmans BL, et al. Virological and serological analysis of a recent Middle East respiratory syndrome coronavirus infection case on a triple combination antiviral regimen. *Int J Antimicrob Agents* **2014**; 44(6): 528-32.
67. Kim UJ, Won EJ, Kee SJ, Jung SI, Jang HC. Combination therapy with lopinavir/ritonavir, ribavirin and interferon-alpha for Middle East respiratory syndrome. *Antivir Ther* **2016**; 21(5): 455-9.
68. Hung IF, Lung KC, Tso EY, et al. Triple combination of interferon beta-1b, lopinavir-ritonavir, and ribavirin in the treatment of patients admitted to hospital with COVID-19: an open-label, randomised, phase 2 trial. *Lancet* **2020**; 395(10238): 1695-704.
69. Labhardt ND, Smit M, Petignat I, et al. Post-exposure Lopinavir-Ritonavir Prophylaxis versus Surveillance for Individuals Exposed to SARS-CoV-2: The COPEP Pragmatic Open-Label, Cluster Randomized Trial. *EClinicalMedicine* **2021**; 42: 101188.

70. Reis G, Moreira Silva E, Medeiros Silva DC, et al. Effect of Early Treatment With Hydroxychloroquine or Lopinavir and Ritonavir on Risk of Hospitalization Among Patients With COVID-19: The TOGETHER Randomized Clinical Trial. *JAMA Netw Open* **2021**; 4(4): e216468.
71. Cao B, Wang Y, Wen D, et al. A Trial of Lopinavir-Ritonavir in Adults Hospitalized with Severe Covid-19. *N Engl J Med* **2020**; 382(19): 1787-99.
72. RECOVERY Collaborative Group, Horby PW, Mafham M, et al. Lopinavir-ritonavir in patients admitted to hospital with COVID-19 (RECOVERY): a randomised, controlled, open-label, platform trial. *The Lancet* **2020**; 396(10259): 1345-52.
73. World Health Organization. Clinical management of severe acute respiratory infection (SARI) when COVID-19 disease is suspected. Available at: <https://apps.who.int/iris/bitstream/handle/10665/331446/WHO-2019-nCoV-clinical-2020.4-eng.pdf>. Accessed 24 June 2020.
74. Arabi YM, Mandourah Y, Al-Hameed F, et al. Corticosteroid Therapy for Critically Ill Patients with Middle East Respiratory Syndrome. *Am J Respir Crit Care Med* **2018**; 197(6): 757-67.
75. Lee N, Allen Chan KC, Hui DS, et al. Effects of early corticosteroid treatment on plasma SARS-associated Coronavirus RNA concentrations in adult patients. *J Clin Virol* **2004**; 31(4): 304-9.
76. Xiao JZ, Ma L, Gao J, et al. [Glucocorticoid-induced diabetes in severe acute respiratory syndrome: the impact of high dosage and duration of methylprednisolone therapy]. *Zhonghua Nei Ke Za Zhi* **2004**; 43(3): 179-82.
77. Laurent A, Bonnet M, Capellier G, Aslanian P, Hebert P. Emotional Impact of End-of-Life Decisions on Professional Relationships in the ICU: An Obstacle to Collegiality? *Crit Care Med* **2017**; 45(12): 2023-30.
78. Villar J, Ferrando C, Martinez D, et al. Dexamethasone treatment for the acute respiratory distress syndrome: a multicentre, randomised controlled trial. *Lancet Respir Med* **2020**; 8(3): 267-76.
79. WHO Rapid Evidence Appraisal for COVID-19 Therapies (REACT) Working Group, Sterne JAC, Murthy S, et al. Association Between Administration of Systemic Corticosteroids and Mortality Among Critically Ill Patients With COVID-19: A Meta-analysis. *JAMA* **2020**; 324(13): 1330-41.
80. Horby P, Lim WS, Emberson J, et al. Effect of Dexamethasone in Hospitalized Patients with COVID-19 – Preliminary Report. *medRxiv* **2020**: Available at: <https://doi.org/10.1101/2020.06.22.20137273> [Preprint 22 June 2020].
81. Tomazini BM, Maia IS, Cavalcanti AB, et al. Effect of Dexamethasone on Days Alive and Ventilator-Free in Patients With Moderate or Severe Acute Respiratory Distress Syndrome and COVID-19: The CoDEX Randomized Clinical Trial. *JAMA* **2020**.

82. Dequin PF, Heming N, Meziani F, et al. Effect of Hydrocortisone on 21-Day Mortality or Respiratory Support Among Critically Ill Patients With COVID-19: A Randomized Clinical Trial. *JAMA* **2020**.
83. Writing Committee for the REMAP-CAP Investigators, Angus DC, Derde L, et al. Effect of Hydrocortisone on Mortality and Organ Support in Patients With Severe COVID-19: The REMAP-CAP COVID-19 Corticosteroid Domain Randomized Clinical Trial. *JAMA* **2020**.
84. Petersen MW, Meyhoff TS, Helleberg M, et al. Low-dose hydrocortisone in patients with COVID-19 and severe hypoxia (COVID STEROID) trial-Protocol and statistical analysis plan. *Acta Anaesthesiol Scand* **2020**.
85. Jeronimo CMP, Farias MEL, Val FFA, et al. Methylprednisolone as Adjunctive Therapy for Patients Hospitalized With COVID-19 (Metcovid): A Randomised, Double-Blind, Phase IIb, Placebo-Controlled Trial. *Clin Infect Dis* **2020**.
86. Corral-Gudino L, Bahamonde A, Arnaiz delas Revillas F, et al. GLUCOCOVID: A controlled trial of methylprednisolone in adults hospitalized with COVID-19 pneumonia. *medRxiv* **2020**: Available at: <https://doi.org/10.1101/2020.06.17.20133579> [Preprint 18 June 2020].
87. Salton F, Confalonieri P, Santus P, et al. Prolonged low-dose methylprednisolone in patients with severe COVID-19 pneumonia. *medRxiv* **2020**: Available at: <https://doi.org/10.1101/2020.06.17.20134031> [Preprint 25 June 2020].
88. Wang Y, Jiang W, He Q, et al. Early, low-dose and short-term application of corticosteroid treatment in patients with severe COVID-19 pneumonia: single-center experience from Wuhan, China. *medRxiv* **2020**: Available at: <https://doi.org/10.1101/2020.03.06.20032342> [Preprint 12 March 2020].
89. Wu C, Chen X, Cai Y, et al. Risk Factors Associated With Acute Respiratory Distress Syndrome and Death in Patients With Coronavirus Disease 2019 Pneumonia in Wuhan, China. *JAMA Intern Med* **2020**; 180(7): 934-43.
90. Fernandez-Cruz A, Ruiz-Antoran B, Munoz-Gomez A, et al. Impact of Glucocorticoid Treatment in SARS-CoV-2 Infection Mortality: A retrospective controlled cohort study. **2020**: Available at: <https://doi.org/10.1101/2020.05.22.20110544> [Preprint 26 May 2020].
91. Lu X, Chen T, Wang Y, et al. Adjuvant corticosteroid therapy for critically ill patients with COVID-19. *medRxiv* **2020**: Available at: <https://doi.org/10.1101/2020.04.07.20056390> [Preprint 11 April 2020].
92. Yuan M, Xu X, Xia D, et al. Effects of Corticosteroid Treatment for Non-Severe COVID-19 Pneumonia: A Propensity Score-Based Analysis. *Shock* **2020**; 54(5): 638-43.
93. Henzen C, Suter A, Lerch E, Urbinelli R, Schorno XH, Briner VA. Suppression and recovery of adrenal response after short-term, high-dose glucocorticoid treatment. *Lancet* **2000**; 355(9203): 542-5.

94. Siemieniuk RA, Meade MO, Alonso-Coello P, et al. Corticosteroid Therapy for Patients Hospitalized With Community-Acquired Pneumonia: A Systematic Review and Meta-analysis. *Ann Intern Med* **2015**; 163(7): 519-28.
95. RECOVERY Collaborative Group, Horby P, Lim WS, et al. Dexamethasone in Hospitalized Patients with Covid-19. *N Engl J Med* **2021**; 384(8): 693-704.
96. Matsuyama S, Kawase M, Nao N, et al. The Inhaled Steroid Ciclesonide Blocks SARS-CoV-2 RNA Replication by Targeting the Viral Replication-Transcription Complex in Cultured Cells. *J Virol* **2020**; 95(1).
97. Peters MC, Sajuthi S, Deford P, et al. COVID-19-related Genes in Sputum Cells in Asthma. Relationship to Demographic Features and Corticosteroids. *Am J Respir Crit Care Med* **2020**; 202(1): 83-90.
98. Yu LM, Bafadhel M, Dorward J, et al. Inhaled budesonide for COVID-19 in people at high risk of complications in the community in the UK (PRINCIPLE): a randomised, controlled, open-label, adaptive platform trial. *Lancet* **2021**; 398(10303): 843-55.
99. Clemency BM, Varughese R, Gonzalez-Rojas Y, et al. Efficacy of Inhaled Ciclesonide for Outpatient Treatment of Adolescents and Adults With Symptomatic COVID-19: A Randomized Clinical Trial. *JAMA Intern Med* **2022**; 182(1): 42-9.
100. Ezer N, Belga S, Daneman N, et al. Inhaled and intranasal ciclesonide for the treatment of covid-19 in adult outpatients: CONTAIN phase II randomised controlled trial. *BMJ* **2021**; 375: e068060.
101. Song JY, Yoon JG, Seo YB, et al. Ciclesonide Inhaler Treatment for Mild-to-Moderate COVID-19: A Randomized, Open-Label, Phase 2 Trial. *J Clin Med* **2021**; 10(16): 3545.
102. Ramakrishnan S, Nicolau DV, Jr., Langford B, et al. Inhaled budesonide in the treatment of early COVID-19 (STOIC): a phase 2, open-label, randomised controlled trial. *Lancet Respir Med* **2021**; 9(7): 763-72.
103. Accelerating Covid-19 Therapeutic I, Vaccines -6 Study G, Naggie S. Inhaled Fluticasone for Outpatient Treatment of Covid-19: A Decentralized, Placebo-controlled, Randomized, Platform Clinical Trial. *medRxiv* **2022**.
104. Agusti A, De Stefano G, Levi A, et al. Add-on inhaled budesonide in the treatment of hospitalised patients with COVID-19: a randomised clinical trial. *Eur Respir J* **2022**; 59(3).
105. Duvignaud A, Lhomme E, Onaisi R, et al. Inhaled ciclesonide for outpatient treatment of COVID-19 in adults at risk of adverse outcomes: a randomised controlled trial (COVERAGE). *Clin Microbiol Infect* **2022**; 28(7): 1010-6.
106. Boyd SD, Hadigan C, McManus M, et al. Influence of low-dose ritonavir with and without darunavir on the pharmacokinetics and pharmacodynamics of inhaled beclomethasone. *J Acquir Immune Defic Syndr* **2013**; 63(3): 355-61.
107. Chen G, Wu D, Guo W, et al. Clinical and immunological features of severe and moderate coronavirus disease 2019. *J Clin Invest* **2020**; 130(5): 2620-9.

108. Kalikshtein DB, Levantovskaia OM, Vyshenepol'skii I, Ol'shanskii A. [Coagulation and anticoagulation systems of the blood in allergic diseases]. *Sov Med* **1988**; (9): 104-6.
109. REMAP-CAP Investigators, Gordon AC, Mouncey PR, et al. Interleukin-6 Receptor Antagonists in Critically Ill Patients with Covid-19 – Preliminary report. medRxiv **2021**: Available at: <https://doi.org/10.1101/2021.01.07.21249390> [Preprint 9 January 2021].
110. Hermine O, Mariette X, Tharaux PL, et al. Effect of Tocilizumab vs Usual Care in Adults Hospitalized With COVID-19 and Moderate or Severe Pneumonia: A Randomized Clinical Trial. *JAMA Intern Med* **2020**; 181(1): 32-40.
111. Horby PW, Pessoa-Amorim G, Peto L, et al. Tocilizumab in patients admitted to hospital with COVID-19 (RECOVERY): preliminary results of a randomised, controlled, open-label, platform trial. *Lancet* **2021**; 397(10285): 1637-45.
112. Rosas I, Bräu N, Waters M, et al. Tocilizumab in hospitalized patients with COVID-19 pneumonia. medRxiv **2020**: Available at: <https://doi.org/10.1101/2020.08.27.20183442> [Preprint 12 September 2020].
113. Salama C, Han J, Yau L, et al. Tocilizumab in Patients Hospitalized with Covid-19 Pneumonia. *N Engl J Med* **2021**; 384(1): 20-30.
114. Salvarani C, Dolci G, Massari M, et al. Effect of Tocilizumab vs Standard Care on Clinical Worsening in Patients Hospitalized With COVID-19 Pneumonia: A Randomized Clinical Trial. *JAMA Intern Med* **2020**; 181(1): 24-31.
115. Stone JH, Frigault MJ, Serling-Boyd NJ, et al. Efficacy of Tocilizumab in Patients Hospitalized with Covid-19. *N Engl J Med* **2020**; 383: 2333-44.
116. Veiga VC, Prats J, Farias DLC, et al. Effect of tocilizumab on clinical outcomes at 15 days in patients with severe or critical coronavirus disease 2019: randomised controlled trial. *BMJ* **2021**; 372: n84.
117. Lescure FX, Honda H, Fowler RA, et al. Sarilumab in patients admitted to hospital with severe or critical COVID-19: a randomised, double-blind, placebo-controlled, phase 3 trial. *Lancet Respir Med* **2021**; 9(5): 522-32.
118. Sivapalasingam S, Lederer D, Bhore R, et al. A Randomized Placebo-Controlled Trial of Sarilumab in Hospitalized Patients with Covid-19. medRxiv **2021**: Available at: <https://doi.org/10.1101/2021.05.13.21256973> [Preprint 14 May 2021].
119. Godolphin PJ, Fisher DJ, Berry LR, et al. Association between tocilizumab, sarilumab and all-cause mortality at 28 days in hospitalized patients with COVID-19: A network meta-analysis. medRxiv **2021**: Available at: <https://doi.org/10.1101/2021.08.26.21262523> [Preprint 28 August 2021].
120. Rojo M, Cano-Valderrama O, Picazo S, et al. Gastrointestinal Perforation After Treatment With Tocilizumab : An Unexpected Consequence of COVID-19 Pandemic. *Am Surg* **2020**; 86(6): 565-6.

121. Gonzalez Guardiola P, Diez Ares JA, Peris Tomas N, Sebastian Tomas JC, Navarro Martinez S. Intestinal perforation in patient with COVID-19 infection treated with tocilizumab and corticosteroids. Report of a clinical case. *Cir Esp* **2020**.
122. Ranchal P, Yates E, Gupta R, Aronow WS. Tocilizumab-Associated Bowel Perforation in SARS-CoV-2 Infection. *Am J Ther* **2020**.
123. Bruce-Hickman D, Sajeed SM, Pang YH, Seow CS, Chen W, Gulati Kansal M. Bowel ulceration following tocilizumab administration in a COVID-19 patient. *BMJ Open Gastroenterol* **2020**; 7(1).
124. Guaraldi G, Meschiari M, Cozzi-Lepri A, et al. Tocilizumab in patients with severe COVID-19: a retrospective cohort study. *Lancet Rheumatol* **2020**; 2(8): e474-e84.
125. Somers EC, Eschenauer GA, Troost JP, et al. Tocilizumab for treatment of mechanically ventilated patients with COVID-19. *Clin Infect Dis* **2020**.
126. Li L, Zhang W, Hu Y, et al. Effect of Convalescent Plasma Therapy on Time to Clinical Improvement in Patients With Severe and Life-threatening COVID-19: A Randomized Clinical Trial. *JAMA* **2020**; 324(5): 460-70.
127. Gharbharan A, Jordans CC, Geurts van Kessel C, et al. Effects of potent neutralizing antibodies from convalescent plasma in patients hospitalized for severe SARS-CoV-2 infection. *Nat Commun* **2021**; 12(3189).
128. AlQahtani M, Abdulrahman A, AlMadani A, et al. Randomized controlled trial of convalescent plasma therapy against standard therapy in patients with severe COVID-19 disease. *Sci Rep* **2021**; 11: 9927.
129. Avendaño-Solà C, Ramos-Martinez A, Munez-Rubio E, et al. A multicenter randomized open-label clinical trial for convalescent plasma in patients hospitalized with COVID-19 pneumonia. *J Clin Invest* **2021**; 131(20).
130. Libster R, Marc GP, Wappner D, et al. Prevention of severe COVID-19 in the elderly by early high-titer plasma. *medRxiv* **2020**: Available at: <https://doi.org/10.1101/2020.11.20.20234013> [Preprint 21 November 2020].
131. Joyner MJ, Senefeld JW, Klassen SA, et al. Effect of convalescent plasma on mortality among hospitalized patients with COVID-19: initial three-month experience. *medRxiv* **2020**: Available at: <https://doi.org/10.1101/2020.08.12.20169359> [Preprint 12 August 2020].
132. Expanded Access to Convalescent Plasma for the Treatment of Patients Team, Joyner M. Convalescent Plasma COVID-19 (Coronavirus) Treatment. Available at: <https://www.uscovidplasma.org/>. Accessed 1 November 2021.
133. Bégin P, Callum J, Jamula E, et al. Convalescent plasma for hospitalized patients with COVID-19: an open-label, randomized controlled trial. *Nat Med* **2021**: Available at: <https://doi.org/10.1038/s41591-021-01488-2> [Epub ahead of print 9 September 2021].

134. U.S. Food and Drug Administration. Recommendations for Investigational COVID-19 Convalescent Plasma. Available at: <https://www.fda.gov/vaccines-blood-biologics/investigational-new-drug-ind-or-device-exemption-ide-process-cber/recommendations-investigational-covid-19-convalescent-plasma>. Accessed 28 August 2020.
135. U.S. Food and Drug Administration. FDA In Brief: FDA Updates Emergency Use Authorization for COVID-19 Convalescent Plasma to Reflect New Data. Available at: <https://www.fda.gov/news-events/fda-brief/fda-brief-fda-updates-emergency-use-authorization-covid-19-convalescent-plasma-reflect-new-data>. Accessed 30 March 2021.
136. Ray Y, Paul SR, Bandopadhyay P, et al. Clinical and immunological benefits of convalescent plasma therapy in severe COVID-19: insights from a single center open label randomised control trial. medRxiv **2020**: Available at: <https://doi.org/10.1101/2020.11.25.20237883> [Preprint 29 November 2020].
137. Simonovich VA, Burgos Pratz LD, Scibona P, et al. A Randomized Trial of Convalescent Plasma in Covid-19 Severe Pneumonia. *N Engl J Med* **2021**; 384(7): 619-29.
138. Agarwal A, Mukherjee A, Kumar G, et al. Convalescent plasma in the management of moderate covid-19 in adults in India: open label phase II multicentre randomised controlled trial (PLACID Trial). *BMJ* **2020**; 371: m4232.
139. O'Donnell MR, Grinsztejn B, Cummings MJ, et al. A randomized double-blind controlled trial of convalescent plasma in adults with severe COVID-19. *J Clin Invest* **2021**; 131(13): e150646.
140. RECOVERY Collaborative Group. Convalescent plasma in patients admitted to hospital with COVID-19 (RECOVERY): a randomised controlled, open-label, platform trial. *Lancet* **2021**; 397(10289): 2049-59.
141. Balcells ME, Rojas L, Le Corre N, et al. Early versus deferred anti-SARS-CoV-2 convalescent plasma in patients admitted for COVID-19: A randomized phase II clinical trial. *PLoS Med* **2021**; 18(3): e1003415.
142. Joyner MJ, Bruno KA, Klassen SA, et al. Safety Update: COVID-19 Convalescent Plasma in 20,000 Hospitalized Patients. *Mayo Clin Proc* **2020**; 95(9): 1888-97.
143. Korley FK, Durkalski-Mauldin V, Yeatts SD, et al. Early Convalescent Plasma for High-Risk Outpatients with Covid-19. *N Engl J Med* **2021**; 385(21): 1951-60.
144. Libster R, Perez Marc G, Wappner D, et al. Early High-Titer Plasma Therapy to Prevent Severe Covid-19 in Older Adults. *N Engl J Med* **2021**; 384(7): 610-8.
145. Sullivan DJ, Gebo KA, Shoham S, et al. Randomized Controlled Trial of Early Outpatient COVID-19 Treatment with High-Titer Convalescent Plasma. medRxiv **2021**: Available at: <https://doi.org/10.1101/2021.12.10.21267485> [Preprint 21 December 2021].
146. de Candia P, Prattichizzo F, Garavelli S, et al. Effect of time and titer in convalescent plasma therapy for COVID-19. *iScience* **2021**; 24(8): 102898.

147. U.S. Food and Drug Administration. FDA Issues Emergency Use Authorization for Convalescent Plasma as Potential Promising COVID–19 Treatment, Another Achievement in Administration’s Fight Against Pandemic. Available at: <https://www.fda.gov/news-events/press-announcements/fda-issues-emergency-use-authorization-convalescent-plasma-potential-promising-covid-19-treatment>. Accessed 4 November 2021.
148. Joyner MJ, Carter RE, Senefeld JW, et al. Convalescent Plasma Antibody Levels and the Risk of Death from Covid-19. *N Engl J Med* **2021**; 384(11): 1015-27.
149. Salazar E, Christensen PA, Graviss EA, et al. Significantly Decreased Mortality in a Large Cohort of Coronavirus Disease 2019 (COVID-19) Patients Transfused Early with Convalescent Plasma Containing High-Titer Anti-Severe Acute Respiratory Syndrome Coronavirus 2 (SARS-CoV-2) Spike Protein IgG. *Am J Pathol* **2021**; 191(1): 90-107.
150. Arnold Egloff SA, Junglen A, Restivo JS, et al. Convalescent plasma associates with reduced mortality and improved clinical trajectory in patients hospitalized with COVID-19. *J Clin Invest* **2021**; 131(20).
151. Thompson MA, Henderson JP, Shah PK, et al. Association of Convalescent Plasma Therapy With Survival in Patients With Hematologic Cancers and COVID-19. *JAMA Oncol* **2021**; 7(8): 1167-75.
152. Lo MK, Jordan R, Arvey A, et al. GS-5734 and its parent nucleoside analog inhibit Filo-, Pneumo-, and Paramyxoviruses. *Sci Rep* **2017**; 7: 43395.
153. Sheahan TP, Sims AC, Graham RL, et al. Broad-spectrum antiviral GS-5734 inhibits both epidemic and zoonotic coronaviruses. *Sci Transl Med* **2017**; 9(396).
154. Warren TK, Jordan R, Lo MK, et al. Therapeutic efficacy of the small molecule GS-5734 against Ebola virus in rhesus monkeys. *Nature* **2016**; 531(7594): 381-5.
155. Williamson BN, Feldmann F, Schwarz B, et al. Clinical benefit of remdesivir in rhesus macaques infected with SARS-CoV-2. *Nature* **2020**; 585(7824): 273-6.
156. Gottlieb RL, Vaca CE, Paredes R, et al. Early Remdesivir to Prevent Progression to Severe Covid-19 in Outpatients. *N Engl J Med* **2021**; 386(4): 305-15.
157. Beigel JH, Tomashek KM, Dodd LE, et al. Remdesivir for the Treatment of Covid-19 - Final Report. *N Engl J Med* **2020**; 383(19): 1813-26.
158. Wang Y, Zhang D, Du G, et al. Remdesivir in adults with severe COVID-19: a randomised, double-blind, placebo-controlled, multicentre trial. *Lancet* **2020**; 395(10236): 1569-78.
159. Goldman JD, Lye DCB, Hui DS, et al. Remdesivir for 5 or 10 Days in Patients with Severe Covid-19. *N Engl J Med* **2020**; 383: 1827-37.
160. Goldman DL, Aldrich ML, Hagmann SHF, et al. Compassionate Use of Remdesivir in Children With Severe COVID-19. *Pediatrics* **2021**; 147(5).
161. Gilead Sciences, Inc. Study to Evaluate the Safety, Tolerability, Pharmacokinetics, and Efficacy of Remdesivir (GS-5734™) in Participants From Birth to < 18 Years of Age With



- Coronavirus Disease 2019 (COVID-19) (CARAVAN). Available at: <https://www.clinicaltrials.gov/ct2/show/NCT04431453>. Accessed 18 November 2020.
162. Borrell B. New York clinical trial quietly tests heartburn remedy against coronavirus. Available at: <https://www.sciencemag.org/news/2020/04/new-york-clinical-trial-quietly-tests-heartburn-remedy-against-coronavirus>.
  163. Freedberg DE, Conigliaro J, Wang TC, et al. Famotidine use is associated with improved clinical outcomes in hospitalized COVID-19 patients: A propensity score matched retrospective cohort study. *Gastroenterology* **2020**; 159(3): 1129-31.
  164. Brennan CM, Nadella S, Zhao X, et al. Oral famotidine versus placebo in non-hospitalised patients with COVID-19: a randomised, double-blind, data-intensive, phase 2 clinical trial. *Gut* **2022**; 71(5): 879-88.
  165. Pahwani S, Kumar M, Aperia F, et al. Efficacy of Oral Famotidine in Patients Hospitalized With Severe Acute Respiratory Syndrome Coronavirus 2. *Cureus* **2022**; 14(2): e22404.
  166. Jones BE, Brown-Augsburger PL, Corbett KS, et al. LY-CoV555, a rapidly isolated potent neutralizing antibody, provides protection in a non-human primate model of SARS-CoV-2 infection. *bioRxiv* **2020**: Available at: <https://doi.org/10.1101/2020.09.30.318972> [Preprint 9 October 2020].
  167. Baum A, Ajithdoss D, Copin R, et al. REGN-COV2 antibodies prevent and treat SARS-CoV-2 infection in rhesus macaques and hamsters. *Science* **2020**; 370(6520): 1110-5.
  168. Cohen MS, Nirula A, Mulligan MJ, et al. Effect of Bamlanivimab vs Placebo on Incidence of COVID-19 Among Residents and Staff of Skilled Nursing and Assisted Living Facilities: A Randomized Clinical Trial. *JAMA* **2021**; 326(1): 46-55.
  169. U.S. Food and Drug Administration. FACT SHEET FOR HEALTHCARE PROVIDERS: EMERGENCY USE AUTHORIZATION FOR EVUSHELD™ (tixagevimab co-packaged with cilgavimab). Available at: <https://www.fda.gov/media/154701/download>. Accessed 22 December 2021.
  170. Levin M, Ustianowski A, De Wit S, et al. Intramuscular AZD7442 (tixagevimab/cilgavimab) for prevention of COVID-19. **2021**: [Under review].
  171. O'Brien MP, Forleo-Neto E, Musser BJ, et al. Subcutaneous REGEN-COV Antibody Combination to Prevent Covid-19. *N Engl J Med* **2021**; 385: 1184-95.
  172. Tao K, Tzou PL, Pond SLK, Ioannidis JP, Shafer RW. Susceptibility of SARS-CoV-2 Omicron Variants to Therapeutic Monoclonal Antibodies: Systematic Review and Meta-Analysis. Preprints **2022**: 2022030155. Available at: <http://doi.org/10.20944/preprints202203.0155.v1>.
  173. Chen P, Nirula A, Heller B, et al. SARS-CoV-2 Neutralizing Antibody LY-CoV555 in Outpatients with Covid-19. *N Engl J Med* **2021**; 384(3): 229-37.

174. ACTIV-3/TICO LY-CoV555 Study Group, Grund B, Barkauskas CE, et al. A Neutralizing Monoclonal Antibody for Hospitalized Patients with Covid-19. *N Engl J Med* **2021**; 384: 905-14.
175. Dougan M, Nirula A, Azizad M, et al. Bamlanivimab plus Etesevimab in Mild or Moderate Covid-19. *N Engl J Med* **2021**; 385: 1382-92.
176. Gupta A, Gonzalez-Rojas Y, Juarez E, et al. Effect of Sotrovimab on Hospitalization or Death Among High-risk Patients With Mild to Moderate COVID-19: A Randomized Clinical Trial. *JAMA* **2022**; 327(13): 1236-46.
177. Weinreich DM, Sivapalasingam S, Norton T, et al. REGN-COV2, a Neutralizing Antibody Cocktail, in Outpatients with Covid-19. *N Engl J Med* **2021**; 384(3): 238-51.
178. Regeneron Pharmaceuticals, Inc. Phase 3 Trial Shows Regen-CoV™ (Casirivimab with Imdevimab) Antibody Cocktail Reduced Hospitalization or Death by 70% in Non-Hospitalized COVID-19 Patients. Available at: <https://investor.regeneron.com/news-releases/news-release-details/phase-3-trial-shows-regen-covtm-casirivimab-imdevimab-antibody>. Accessed 9 April 2021.
179. U.S. Food and Drug Administration. Fact Sheet for Healthcare Providers: Emergency Use Authorization for Bebtelovimab. Available at: <https://www.fda.gov/media/156152/download>. Accessed 2 March 2022.
180. U.S. Food and Drug Administration. Coronavirus (COVID-19) Update: FDA Limits Use of Certain Monoclonal Antibodies to Treat COVID-19 Due to the Omicron Variant. Available at: <https://www.fda.gov/news-events/press-announcements/coronavirus-covid-19-update-fda-limits-use-certain-monoclonal-antibodies-treat-covid-19-due-omicron>. Accessed 3 March 2022.
181. U.S. Food and Drug Administration. FDA updates Sotrovimab emergency use authorization. Available at: <https://www.fda.gov/drugs/drug-safety-and-availability/fda-updates-sotrovimab-emergency-use-authorization>. Accessed 23 May 2022.
182. U.S. Food and Drug Administration. Coronavirus (COVID-19) Update: FDA Revokes Emergency Use Authorization for Monoclonal Antibody Bamlanivimab. Available at: <https://www.fda.gov/news-events/press-announcements/coronavirus-covid-19-update-fda-revokes-emergency-use-authorization-monoclonal-antibody-bamlanivimab>. Accessed 13 June 2021.
183. O'Brien MP, Forleo-Neto E, Sarkar N, et al. Effect of Subcutaneous Casirivimab and Imdevimab Antibody Combination vs Placebo on Development of Symptomatic COVID-19 in Early Asymptomatic SARS-CoV-2 Infection: A Randomized Clinical Trial. *JAMA* **2021**; 327(5): 432-41.
184. U.S. Food and Drug Administration. Fact Sheet for Health Care Providers: Emergency Use Authorization (EUA) of Regen-CoV™ (casirivimab with imdevimab). Available at: <https://www.fda.gov/media/145611/download>. Accessed 2 March 2022.

185. Jorgensen SCJ, Tse CLY, Burry L, Dresser LD. Baricitinib: A Review of Pharmacology, Safety, and Emerging Clinical Experience in COVID-19. *Pharmacotherapy* **2020**; 40(8): 843-56.
186. Bekerman E, Neveu G, Shulla A, et al. Anticancer kinase inhibitors impair intracellular viral trafficking and exert broad-spectrum antiviral effects. *J Clin Invest* **2017**; 127(4): 1338-52.
187. Neveu G, Ziv-Av A, Barouch-Bentov R, Berkerman E, Mulholland J, Einav S. AP-2-associated protein kinase 1 and cyclin G-associated kinase regulate hepatitis C virus entry and are potential drug targets. *J Virol* **2015**; 89(8): 4387-404.
188. Richardson P, Griffin I, Tucker C, et al. Baricitinib as potential treatment for 2019-nCoV acute respiratory disease. *Lancet* **2020**; 395(10223): e30-e1.
189. Cantini F, Niccoli L, Matarrese D, Nicastrì E, Stobbione P, Goletti D. Baricitinib therapy in COVID-19: A pilot study on safety and clinical impact. *J Infect* **2020**; 81(2): 318-56.
190. Titanji BK, Farley MM, Mehta A, et al. Use of Baricitinib in Patients with Moderate and Severe COVID-19. *Clin Infect Dis* **2020**.
191. Rodriguez-Garcia JL, Sanchez-Nievas G, Arevalo-Serrano J, Garcia-Gomez C, Jimenez-Vizuetè JM, Martinez-Alfaro E. Baricitinib improves respiratory function in patients treated with corticosteroids for SARS-CoV-2 pneumonia: an observational cohort study. *Rheumatology (Oxford)* **2021**; 60(1): 399-407.
192. Cantini F, Niccoli L, Nannini C, et al. Beneficial impact of Baricitinib in COVID-19 moderate pneumonia; multicentre study. *J Infect* **2020**; 81(4): 647-79.
193. Marconi VC, Ramanan AV, de Bono S, et al. Baricitinib plus Standard of Care for Hospitalized Adults with COVID-19. *medRxiv* **2021**: Available at: <https://doi.org/10.1101/2021.04.30.21255934> [Preprint 3 May 2021].
194. OLUMIANT (baricitinib) tablet, for oral use (package insert). Available at: [https://www.accessdata.fda.gov/drugsatfda\\_docs/label/2018/207924s000lbl.pdf](https://www.accessdata.fda.gov/drugsatfda_docs/label/2018/207924s000lbl.pdf). Accessed 23 December 2020.
195. King B, Maari C, Lain E, et al. Extended Safety Analysis of Baricitinib 2 mg in Adult Patients with Atopic Dermatitis: An Integrated Analysis from Eight Randomized Clinical Trials. *Am J Clin Dermatol* **2021**; 22(3): 395-405.
196. Winthrop KL, Harigai M, Genovese MC, et al. Infections in baricitinib clinical trials for patients with active rheumatoid arthritis. *Ann Rheum Dis* **2020**; 79(10): 1290-7.
197. Connors JM, Levy JH. COVID-19 and its implications for thrombosis and anticoagulation. *Blood* **2020**; 135(23): 2033-40.
198. Kalil AC, Patterson TF, Mehta AK, et al. Baricitinib plus Remdesivir for Hospitalized Adults with Covid-19. *N Engl J Med* **2021**; 384: 795-807.
199. Marconi VC, Ramanan AV, de Bono S, et al. Efficacy and safety of baricitinib for the treatment of hospitalised adults with COVID-19 (COV-BARRIER): a randomised, double-

- blind, parallel-group, placebo-controlled phase 3 trial. *Lancet Respir Med* **2021**; 9(12): 1407-18.
200. RECOVERY Collaborative Group, Horby PW, Emberson JR, et al. Baricitinib in patients admitted to hospital with COVID-19 (RECOVERY): a randomised, controlled, open-label, platform trial and updated meta-analysis. *medRxiv* **2022**: Available at: <https://doi.org/10.1101/2022.03.02.22271623> [Preprint 3 March 2022].
201. Ely EW, Ramanan AV, Kartman CE, et al. Efficacy and safety of baricitinib plus standard of care for the treatment of critically ill hospitalised adults with COVID-19 on invasive mechanical ventilation or extracorporeal membrane oxygenation: an exploratory, randomised, placebo-controlled trial. *Lancet Respir Med* **2022**; 10(4): 327-36.
202. Guimaraes PO, Quirk D, Furtado RH, et al. Tofacitinib in Patients Hospitalized with Covid-19 Pneumonia. *N Engl J Med* **2021**; 385(5): 406-15.
203. U.S. Food and Drug Administration. Safety trial finds risk of blood clots in the lungs and death with higher dose of tofacitinib (Xeljanz, Xeljanz XR) in rheumatoid arthritis patients; FDA to investigate. Available at: <https://www.fda.gov/drugs/drug-safety-and-availability/safety-trial-finds-risk-blood-clots-lungs-and-death-higher-dose-tofacitinib-xeljanz-xeljanz-xr>. Accessed 23 July 2021.
204. U.S. Food and Drug Administration. FDA approves Boxed Warning about increased risk of blood clots and death with higher dose of arthritis and ulcerative colitis medicine tofacitinib (Xeljanz, Xeljanz XR). Available at: <https://www.fda.gov/drugs/drug-safety-and-availability/fda-approves-boxed-warning-about-increased-risk-blood-clots-and-death-higher-dose-arthritis-and>. Accessed 23 July 2021.
205. U.S. Food and Drug Administration. Initial safety trial results find increased risk of serious heart-related problems and cancer with arthritis and ulcerative colitis medicine Xeljanz, Xeljanz XR (tofacitinib). Available at: <https://www.fda.gov/drugs/drug-safety-and-availability/initial-safety-trial-results-find-increased-risk-serious-heart-related-problems-and-cancer-arthritis>. Accessed 23 July 2021.
206. U.S. Food and Drug Administration. Xeljanz, Xeljanz XR (tofacitinib): Drug Safety Communication - Initial Safety Trial Results Find Increased Risk of Serious Heart-related Problems and Cancer with Arthritis and Ulcerative Colitis Medicine. Available at: <https://www.fda.gov/safety/medical-product-safety-information/xeljanz-xeljanz-xr-tofacitinib-drug-safety-communication-initial-safety-trial-results-find-increased>. Accessed 23 July 2021.
207. Caly L, Druce JD, Catton MG, Jans DA, Wagstaff KM. The FDA-approved drug ivermectin inhibits the replication of SARS-CoV-2 in vitro. *Antiviral Res* **2020**; 178: 104787.
208. Bray M, Rayner C, Noel F, Jans D, Wagstaff K. Ivermectin and COVID-19: A report in *Antiviral Research*, widespread interest, an FDA warning, two letters to the editor and the authors' responses. *Antiviral Res* **2020**; 178: 104805.
209. Zhang X, Song Y, Ci X, et al. Ivermectin inhibits LPS-induced production of inflammatory cytokines and improves LPS-induced survival in mice. *Inflamm Res* **2008**; 57(11): 524-9.

210. Yan S, Ci X, Chen N, et al. Anti-inflammatory effects of ivermectin in mouse model of allergic asthma. *Inflamm Res* **2011**; 60(6): 589-96.
211. Ahmed S, Karim MM, Ross AG, et al. A five-day course of ivermectin for the treatment of COVID-19 may reduce the duration of illness. *Int J Infect Dis* **2020**; 103: 214-6.
212. Chachar AZK, Khan KA, Asif M, Tanveer K, Khaqan A, Basri R. Effectiveness of Ivermectin in SARS-CoV-2/COVID-19 Patients. *Int J Sci* **2020**; 9(09): 31-5.
213. Chaccour C, Casellas A, Blanco-Di Matteo A, et al. The effect of early treatment with ivermectin on viral load, symptoms and humoral response in patients with non-severe COVID-19: A pilot, double-blind, placebo-controlled, randomized clinical trial. *EClinicalMedicine* **2021**; 32: 100720.
214. Hashim HA, Maulood MF, Rasheed AM, Fatak DF, Kabah KK, Abdulmir AS. Controlled randomized clinical trial on using Ivermectin with Doxycycline for treating COVID-19 patients in Baghdad, Iraq. *medRxiv* **2020**: Available at: <https://doi.org/10.1101/2020.10.26.20219345> [Preprint 27 October 2020].
215. Podder CS, Chowdhury N, Sina MI, Ul Haque WMM. Outcome of ivermectin treated mild to moderate COVID-19 cases: a single-centre, open-label, randomised controlled study. *IMC J Med Sci* **2020**; 14(2): 11-8.
216. Bukhari SKHS, Asghar A, Perveen N, et al. Efficacy of Ivermectin in COVID-19 Patients with Mild to Moderate Disease. *medRxiv* **2021**: Available at: <https://doi.org/10.1101/2021.02.02.21250840> [Preprint 5 February 2021].
217. Ravikirti, Roy R, Pattadar C, et al. Ivermectin as a potential treatment for mild to moderate COVID-19—A double blind randomized placebo-controlled trial. *medRxiv* **2021**: Available at: <https://doi.org/10.1101/2021.01.05.21249310> [Preprint 9 January 2021].
218. Lopez-Medina E, Lopez P, Hurtado IC, et al. Effect of Ivermectin on Time to Resolution of Symptoms Among Adults With Mild COVID-19: A Randomized Clinical Trial. *JAMA* **2021**; 325(14): 1426-35.
219. Mohan A, Tiwari P, Suri T, Mittal S, Patel AA, Jain A. Ivermectin in mild and moderate COVID-19 (RIVET-COV): a randomized, placebo-controlled trial. *Research Square* **2021**: Available at: <https://doi.org/10.21203/rs.3.rs-191648/v1> [Preprint 2 February 2021].
220. Beltran Gonzalez JL, Gonzalez Gamez M, Mendoza Enciso EA, et al. Efficacy and Safety of Ivermectin and Hydroxychloroquine in Patients with Severe COVID-19: A Randomized Controlled Trial. *Infect Dis Rep* **2022**; 14(2): 160-8.
221. Krolewiecki A, Lifschitz A, Moragas M, et al. Antiviral effect of high-dose ivermectin in adults with COVID-19: A proof-of-concept randomized trial. *EClinicalMedicine* **2021**; 37: 100959.
222. Abd-Elsalam S, Noor RA, Badawi R, et al. Clinical study evaluating the efficacy of ivermectin in COVID-19 treatment: A randomized controlled study. *J Med Virol* **2021**; 93(10): 5833-8.

223. Mahmud R, Rahman MM, Alam I, et al. Ivermectin in combination with doxycycline for treating COVID-19 symptoms: a randomized trial. *J Int Med Res* **2021**; 49(5): 3000605211013550.
224. Vallejos J, Zoni R, Bangher M, et al. Ivermectin to prevent hospitalizations in patients with COVID-19 (IVERCOR-COVID19) a randomized, double-blind, placebo-controlled trial. *BMC Infect Dis* **2021**; 21(1): 635.
225. Biber A, Harmelin G, Lev D, et al. The effect of ivermectin on the viral load and culture viability in early treatment of nonhospitalized patients with mild COVID-19 - a double-blind, randomized placebo-controlled trial. *Int J Infect Dis* **2022**; 122: 733-40.
226. Reis G, Silva E, Silva DCM, et al. Effect of Early Treatment with Ivermectin among Patients with Covid-19. *N Engl J Med* **2022**; 386(18): 1721-31.
227. Abbas KU, Muhammad S, Ding SF. The Effect of Ivermectin on Reducing Viral Symptoms in Patients with Mild COVID-19. *Indian J Pharm Sci* **2022**; 84(1): Spl Issue 87-91.
228. Buonfrate D, Chesini F, Martini D, et al. High-dose ivermectin for early treatment of COVID-19 (COVER study): a randomised, double-blind, multicentre, phase II, dose-finding, proof-of-concept clinical trial. *Int J Antimicrob Agents* **2022**; 59(2): 106516.
229. Accelerating COVID-19 Therapeutic Interventions and Vaccines (ACTIV)-6 Study Group, Naggie S. Ivermectin for Treatment of Mild-to-Moderate COVID-19 in the Outpatient Setting: A Decentralized, Placebo-controlled, Randomized, Platform Clinical Trial. *medRxiv* **2022**: Available at: <https://doi.org/10.1101/2022.06.10.22276252> [Preprint 12 June 2022].
230. Lim SCL, Hor CP, Tay KH, et al. Efficacy of Ivermectin Treatment on Disease Progression Among Adults With Mild to Moderate COVID-19 and Comorbidities: The I-TECH Randomized Clinical Trial. *JAMA Intern Med* **2022**; 182(4): 426-35.
231. Manomaipiboon A, Pholtawornkulchai K, Pupipatpab S, et al. Efficacy and safety of ivermectin in the treatment of mild-to-moderate COVID-19 infection: A randomized, double blind, placebo, controlled trial. *Research Square* **2022**: Available at: <https://doi.org/10.21203/rs.3.rs-1290999/v1> [Preprint 2 February 2022].
232. Babalola OE, Bode CO, Ajayi AA, et al. Ivermectin shows clinical benefits in mild to moderate Covid19 disease: A randomised controlled double blind dose response study in Lagos. *medRxiv* **2021**: Available at: <https://doi.org/10.1101/2021.01.05.21249131> [Preprint 6 January 2021].
233. Niaee MS, Gheibi N, Namdar P, et al. Ivermectin as an adjunct treatment for hospitalized adult COVID-19 patients: A randomized multi-center clinical trial. **2020**: Available at: <https://doi.org/10.21203/rs.3.rs-109670/v1> [Preprint 24 November 2020].
234. Rezaie S. COVID-19 Update: Ivermectin. Available at: <https://rebelem.com/covid-19-update-ivermectin/>. Accessed 10 February 2021.

235. Shoumann WM, Hegazy AA, Nafae RM, et al. Use of Ivermectin as a Potential Chemoprophylaxis for COVID-19 in Egypt: A Randomized Clinical Trial. *JCDR* **2021**; 15(2): OC27-OC32.
236. Peral de Bruno MdIA, Chala RE. Prophylaxis Covid-19 in Healthcare Agents by Intensive Treatment With Ivermectin and Iota-carrageenan (Ivercar-Tuc). Available at: <https://clinicaltrials.gov/ct2/show/NCT04701710>.
237. Raad H. In vivo use of ivermectin (IVR) for treatment for corona virus infected patients (COVID-19): a randomized controlled trial. Available at: <http://www.chictr.org.cn/showprojen.aspx?proj=54707>.
238. Manomaipiboon A, Pholtawornkulchai K, Poopipatpab S, et al. Efficacy and safety of ivermectin in the treatment of mild to moderate COVID-19 infection: a randomized, double-blind, placebo-controlled trial. *Trials* **2022**; 23(1): 714.
239. Elshafie AH, Elsayah HK, Hammad M, et al. Ivermectin role in COVID-19 treatment (IRICT): single-center, adaptive, randomized, double-blind, placebo-controlled, clinical trial. *Expert Rev Anti Infect Ther* **2022**; 20(10): 1341-50.
240. George B, Moorthy M, Kulkarni U, et al. Single Dose of Ivermectin is not Useful in Patients with Hematological Disorders and COVID-19 Illness: A Phase II B Open Labelled Randomized Controlled Trial. *Indian J Hematol Blood Transfus* **2022**; 38(4): 615-22.
241. Rezai MS, Ahangarkani F, Hill A, et al. Non-effectiveness of Ivermectin on Inpatients and Outpatients With COVID-19; Results of Two Randomized, Double-Blinded, Placebo-Controlled Clinical Trials. *Front Med (Lausanne)* **2022**; 9: 919708.
242. Angkasekwina N, Rattanaumpawan P, Chayakulkeeree M, et al. Safety and Efficacy of Ivermectin for the Prevention and Treatment of COVID-19: A Double-Blinded Randomized Placebo-Controlled Study. *Antibiotics (Basel)* **2022**; 11(6).
243. Mirahmadizadeh A, Semati A, Heiran A, et al. Efficacy of single-dose and double-dose ivermectin early treatment in preventing progression to hospitalization in mild COVID-19: A multi-arm, parallel-group randomized, double-blind, placebo-controlled trial. *Respirology* **2022**; 27(9): 758-66.
244. Bramante CT, Huling JD, Tignanelli CJ, et al. Randomized Trial of Metformin, Ivermectin, and Fluvoxamine for Covid-19. *N Engl J Med* **2022**; 387(7): 599-610.
245. Rosen DA, Seki SM, Fernandez-Castaneda A, et al. Modulation of the sigma-1 receptor-IRE1 pathway is beneficial in preclinical models of inflammation and sepsis. *Sci Transl Med* **2019**; 11(478).
246. Gordon DE, Jang GM, Bouhaddou M, et al. A SARS-CoV-2 protein interaction map reveals targets for drug repurposing. *Nature* **2020**; 583(7816): 459-68.
247. Ishima T, Fujita Y, Hashimoto K. Interaction of new antidepressants with sigma-1 receptor chaperones and their potentiation of neurite outgrowth in PC12 cells. *Eur J Pharmacol* **2014**; 727: 167-73.

248. Geiser F, Conrad R, Imbierowicz K, et al. Coagulation activation and fibrinolysis impairment are reduced in patients with anxiety and depression when medicated with serotonergic antidepressants. *Psychiatry Clin Neurosci* **2011**; 65(5): 518-25.
249. Duerschmied D, Suidan GL, Demers M, et al. Platelet serotonin promotes the recruitment of neutrophils to sites of acute inflammation in mice. *Blood* **2013**; 121(6): 1008-15.
250. Lenze EJ, Mattar C, Zorumski CF, et al. Fluvoxamine vs Placebo and Clinical Deterioration in Outpatients With Symptomatic COVID-19: A Randomized Clinical Trial. *JAMA* **2020**; 324(22): 2292-300.
251. Reis G, dos Santos Moreira Silva EA, Medeiros Silva DC, et al. Effect of early treatment with fluvoxamine on risk of emergency care and hospitalisation among patients with COVID-19: the TOGETHER randomised, platform clinical trial. *Lancet* **2021**; S2214-109X(21): 00448-4.
252. U.S. Food and Drug Administration. Fact Sheet for Healthcare Providers: Emergency Use Authorization for Paxlovid™. Available at: <https://www.fda.gov/media/155050/download>. Accessed 22 December 2021.
253. U.S. Food and Drug Administration. Important Paxlovid™ EUA Dispensing Information for Patients with Moderate Renal Impairment. Available at: <https://www.fda.gov/media/155072/download>. Accessed 22 December 2021.
254. Painter WP, Holman W, Bush JA, et al. Human Safety, Tolerability, and Pharmacokinetics of Molnupiravir, a Novel Broad-Spectrum Oral Antiviral Agent with Activity Against SARS-CoV-2. *Antimicrob Agents Chemother* **2021**; 65(5): e02428-20.
255. Jayk Bernal A, Gomes da Silva MM, Musungaie DB, et al. Molnupiravir for Oral Treatment of Covid-19 in Nonhospitalized Patients. *N Engl J Med* **2021**: Available at: <https://doi.org/10.1056/nejmoa2116044> [Epub ahead of print 16 December 2021].
256. Fischer WA, 2nd, Eron JJ, Jr., Holman W, et al. A Phase 2a clinical trial of Molnupiravir in patients with COVID-19 shows accelerated SARS-CoV-2 RNA clearance and elimination of infectious virus. *Sci Transl Med* **2021**: eab17430. Available at: <https://doi.org/10.1126/scitranslmed.abl7430> [Epub ahead of print 23 December 2021].
257. U.S. Food and Drug Administration. Fact Sheet for Patients And Caregivers: Emergency Use Authorization (EUA) Of Molnupiravir For Coronavirus Disease 2019 (COVID-19). Available at: <https://www.fda.gov/media/155055/download>. Accessed 28 December 2021.
258. Molad Y. Update on colchicine and its mechanism of action. *Curr Rheumatol Rep* **2002**; 4(3): 252-6.
259. Dalbeth N, Lauterio TJ, Wolfe HR. Mechanism of action of colchicine in the treatment of gout. *Clin Ther* **2014**; 36(10): 1465-79.



260. Ding AH, Porteu F, Sanchez E, Nathan CF. Downregulation of tumor necrosis factor receptors on macrophages and endothelial cells by microtubule depolymerizing agents. *J Exp Med* **1990**; 171(3): 715-27.
261. Martinon F, Petrilli V, Mayor A, Tardivel A, Tschopp J. Gout-associated uric acid crystals activate the NALP3 inflammasome. *Nature* **2006**; 440(7081): 237-41.
262. Cronstein BN, Molad Y, Reibman J, Balakhane E, Levin RI, Weissmann G. Colchicine alters the quantitative and qualitative display of selectins on endothelial cells and neutrophils. *J Clin Invest* **1995**; 96(2): 994-1002.
263. Mareev VY, Orlova YA, Plisyk AG, et al. Proactive anti-inflammatory therapy with colchicine in the treatment of advanced stages of new coronavirus infection. The first results of the COLORIT study. *Kardiologiya* **2021**; 61(2): 15-27.
264. Alsultan M, Obeid A, Alsamarrai O, et al. Efficacy of Colchicine and Budesonide in Improvement Outcomes of Patients with Coronavirus Infection 2019 in Damascus, Syria: A Randomized Control Trial. *Interdiscip Perspect Infect Dis* **2021**; 2021: 2129006.
265. Lopes MI, Bonjorno LP, Giannini MC, et al. Beneficial effects of colchicine for moderate to severe COVID-19: a randomised, double-blinded, placebo-controlled clinical trial. *RMD Open* **2021**; 7(1): e001455.
266. Diaz R, Orlandini A, Castellana N, et al. Effect of Colchicine vs Usual Care Alone on Intubation and 28-Day Mortality in Patients Hospitalized With COVID-19: A Randomized Clinical Trial. *JAMA Netw Open* **2021**; 4(12): e2141328.
267. Deftereos SG, Giannopoulos G, Vrachatis DA, et al. Effect of Colchicine vs Standard Care on Cardiac and Inflammatory Biomarkers and Clinical Outcomes in Patients Hospitalized With Coronavirus Disease 2019: The GRECCO-19 Randomized Clinical Trial. *JAMA Netw Open* **2020**; 3(6): e2013136.
268. RECOVERY Collaborative Group. Colchicine in patients admitted to hospital with COVID-19 (RECOVERY): a randomised, controlled, open-label, platform trial. *Lancet Respir Med* **2021**; 9(12): 1419-26.
269. Gaitán-Duarte HG, Álvarez-Moreno C, Rincón-Rodríguez CJ, et al. Effectiveness of Rosuvastatin plus Colchicine, Emtricitabine/Tenofovir and a combination of them in Hospitalized Patients with SARS Covid-19. *EClinicalMedicine* **2022**; 43: 101242.
270. Pascual-Figal DA, Roura-Piloto AE, Moral-Escudero E, et al. Colchicine in Recently Hospitalized Patients with COVID-19: A Randomized Controlled Trial (COL-COVID). *Int J Gen Med* **2021**; 14: 5517-26.
271. Absalon-Aguilar A, Rull-Gabayet M, Perez-Fragoso A, et al. Colchicine Is Safe Though Ineffective in the Treatment of Severe COVID-19: a Randomized Clinical Trial (COLCHIVID). *J Gen Intern Med* **2022**; 37(1): 4-14.
272. Gorial FI, Maulood MF, Abdulmir AS, Alnuaimi AS, Abdulrrazaq MK, Bonyan FA. Randomized controlled trial of colchicine add on to the standard therapy in moderate and severe corona virus Disease-19 infection. *Ann Med Surg (Lond)* **2022**; 77: 103593.

273. Tardif J-C, Bouabdallaoui N, L'Allier PL, et al. Efficacy of colchicine in non-hospitalized patients with COVID-19. medRxiv **2021**: Available at: <https://doi.org/10.1101/2021.01.26.21250494> [Preprint 27 January 2021].
274. Dorward J, Yu L-M, Hayward G, et al. Colchicine for COVID-19 in adults in the community (PRINCIPLE): a randomised, controlled, adaptive platform trial. medRxiv **2021**: Available at: <https://doi.org/10.1101/2021.09.20.21263828> [Preprint 23 September 2021].
275. Centers for Disease Control and Prevention. Underlying Medical Conditions Associated with Higher Risk for Severe COVID-19: Information for Healthcare Professionals. Available at: <https://www.cdc.gov/coronavirus/2019-ncov/hcp/clinical-care/underlyingconditions.html>. Accessed 20 June 2022.
276. WHO Rapid Evidence Appraisal for COVID-19 Therapies Working Group, Shankar-Hari M, Vale CL, et al. Association Between Administration of IL-6 Antagonists and Mortality Among Patients Hospitalized for COVID-19: A Meta-analysis. JAMA **2021**; 326(6): 499-518.
277. Ely EW, Ramanan AV, Kartman CE, et al. Baricitinib plus Standard of Care for Hospitalised Adults with COVID-19 on Invasive Mechanical Ventilation or Extracorporeal Membrane Oxygenation: Results of a Randomised, Placebo-Controlled Trial. medRxiv **2021**: Available at: <https://doi.org/10.1101/2021.10.11.21263897> [Preprint 12 October 2021].
278. Chen N, Zhou M, Dong X, et al. Epidemiological and clinical characteristics of 99 cases of 2019 novel coronavirus pneumonia in Wuhan, China: a descriptive study. Lancet **2020**; 395(10223): 507-13.
279. Zhou F, Yu T, Du R, et al. Clinical course and risk factors for mortality of adult inpatients with COVID-19 in Wuhan, China: a retrospective cohort study. Lancet **2020**; 395(10229): 1054-62.
280. Rojo JMC, Santos JMA, Núñez-Cortés JM, et al. Clinical characteristics of patients hospitalized with COVID-19 in Spain: results from the SEMI-COVID-19 Network. medRxiv **2020**.
281. Argenziano MG, Bruce SL, Slater CL, et al. Characterization and clinical course of 1000 Patients with COVID-19 in New York: retrospective case series. medRxiv **2020**.
282. Vaughn VM, Gandhi TN, Petty LA, et al. Empiric Antibacterial Therapy and Community-onset Bacterial Coinfection in Patients Hospitalized With Coronavirus Disease 2019 (COVID-19): A Multi-hospital Cohort Study. Clin Infect Dis **2021**; 72(10): e533-e41.
283. Mason CY, Kanitkar T, Richardson CJ, et al. Exclusion of bacterial co-infection in COVID-19 using baseline inflammatory markers and their response to antibiotics. J Antimicrob Chemother **2021**; 76(5): 1323-31.
284. Townsend L, Hughes G, Kerr C, et al. Bacterial pneumonia coinfection and antimicrobial therapy duration in SARS-CoV-2 (COVID-19) infection. JAC Antimicrob Resist **2020**; 2(3): dlaa071.

285. Calderon-Parra J, Muino-Miguez A, Bendala-Estrada AD, et al. Inappropriate antibiotic use in the COVID-19 era: Factors associated with inappropriate prescribing and secondary complications. Analysis of the registry SEMI-COVID. *PLoS One* **2021**; 16(5): e0251340.
286. Karaba SM, Jones G, Helsel T, et al. Prevalence of Co-infection at the Time of Hospital Admission in COVID-19 Patients, A Multicenter Study. *Open Forum Infect Dis* **2021**; 8(1): ofaa578.
287. Langford BJ, So M, Raybardhan S, et al. Bacterial co-infection and secondary infection in patients with COVID-19: a living rapid review and meta-analysis. *Clin Microbiol Infect* **2020**; 26(12): 1622-9.
288. Adler H, Ball R, Fisher M, Mortimer K, Vardhan MS. Low rate of bacterial co-infection in patients with COVID-19. *Lancet Microbe* **2020**; 1(2): e62.
289. Hughes S, Troise O, Donaldson H, Mughal N, Moore LSP. Bacterial and fungal coinfection among hospitalized patients with COVID-19: a retrospective cohort study in a UK secondary-care setting. *Clin Microbiol Infect* **2020**; 26(10): 1395-9.
290. Garcia-Vidal C, Sanjuan G, Moreno-Garcia E, et al. Incidence of co-infections and superinfections in hospitalized patients with COVID-19: a retrospective cohort study. *Clin Microbiol Infect* **2021**; 27(1): 83-8.
291. Baghdadi JD, Coffey KC, Adediran T, et al. Antibiotic Use and Bacterial Infection among Inpatients in the First Wave of COVID-19: a Retrospective Cohort Study of 64,691 Patients. *Antimicrob Agents Chemother* **2021**; 65(11): e0134121.
292. Smith L, Karaba SM, Amoah J, et al. Hospital-acquired infections among adult patients admitted for coronavirus disease 2019 (COVID-19). *Infect Control Hosp Epidemiol* **2021**: 1-4.
293. Kreitmann L, Monard C, Dauwalder O, Simon M, Argaud L. Early bacterial co-infection in ARDS related to COVID-19. *Intensive Care Med* **2020**; 46(9): 1787-9.
294. Dudoignon E, Camelena F, Deniau B, et al. Bacterial Pneumonia in COVID-19 Critically Ill Patients: A Case Series. *Clin Infect Dis* **2021**; 72(5): 905-6.
295. Fabre V, Karaba S, Amoah J, et al. The role of procalcitonin results in antibiotic decision-making in coronavirus disease 2019 (COVID-19). *Infect Control Hosp Epidemiol* **2021**: 1-6.
296. Matsubara JA, Phillips DP. Intracortical connections and their physiological correlates in the primary auditory cortex (AI) of the cat. *J Comp Neurol* **1988**; 268(1): 38-48.
297. Clancy CJ, Nguyen MH. COVID-19, superinfections and antimicrobial development: What can we expect? *Clin Infect Dis* **2020**.
298. Centers for Disease Control and Prevention. Demographic Trends of COVID-19 cases and deaths in the US reported to CDC. Available at: <https://covid.cdc.gov/covid-data-tracker/#demographics>. Accessed 21 November 2021.

299. Stokes EK, Zambrano LD, Anderson KN, et al. Coronavirus Disease 2019 Case Surveillance - United States, January 22-May 30, 2020. *MMWR Morb Mortal Wkly Rep* **2020**; 69(24): 759-65.
300. Kim L, Whitaker M, O'Halloran A, et al. Hospitalization Rates and Characteristics of Children Aged <18 Years Hospitalized with Laboratory-Confirmed COVID-19 - COVID-NET, 14 States, March 1-July 25, 2020. *MMWR Morb Mortal Wkly Rep* **2020**; 69(32): 1081-8.
301. Han MS, Choi EH, Chang SH, et al. Clinical Characteristics and Viral RNA Detection in Children With Coronavirus Disease 2019 in the Republic of Korea. *JAMA Pediatr* **2021**; 175(1): 73-80.
302. Chung E, Chow EJ, Wilcox NC, et al. Comparison of Symptoms and RNA Levels in Children and Adults With SARS-CoV-2 Infection in the Community Setting. *JAMA Pediatr* **2021**; 175(10): e212025.
303. Delahoy MJ, Ujamaa D, Whitaker M, et al. Hospitalizations Associated with COVID-19 Among Children and Adolescents - COVID-NET, 14 States, March 1, 2020-August 14, 2021. *MMWR Morb Mortal Wkly Rep* **2021**; 70(36): 1255-60.
304. Siegel DA, Reses HE, Cool AJ, et al. Trends in COVID-19 Cases, Emergency Department Visits, and Hospital Admissions Among Children and Adolescents Aged 0-17 Years - United States, August 2020-August 2021. *MMWR Morb Mortal Wkly Rep* **2021**; 70(36): 1249-54.
305. Williams N, Radia T, Harman K, Agrawal P, Cook J, Gupta A. COVID-19 Severe acute respiratory syndrome coronavirus 2 (SARS-CoV-2) infection in children and adolescents: a systematic review of critically unwell children and the association with underlying comorbidities. *Eur J Pediatr* **2021**; 180(3): 689-97.
306. Hurst JH, Heston SM, Chambers HN, et al. Severe Acute Respiratory Syndrome Coronavirus 2 Infections Among Children in the Biospecimens from Respiratory Virus-Exposed Kids (BRAVE Kids) Study. *Clin Infect Dis* **2021**; 73(9): e2875-e82.
307. Paul LA, Daneman N, Schwartz KL, et al. Association of Age and Pediatric Household Transmission of SARS-CoV-2 Infection. *JAMA Pediatr* **2021**; 175(11): 1151-8.
308. Simon TD, Haaland W, Hawley K, Lambka K, Mangione-Smith R. Development and Validation of the Pediatric Medical Complexity Algorithm (PMCA) Version 3.0. *Acad Pediatr* **2018**; 18(5): 577-80.
309. Leeb RT, Price S, Sliwa S, et al. COVID-19 Trends Among School-Aged Children - United States, March 1-September 19, 2020. *MMWR Morb Mortal Wkly Rep* **2020**; 69(39): 1410-5.
310. Duarte-Salles T, Vizcaya D, Pistillo A, et al. Thirty-Day Outcomes of Children and Adolescents With COVID-19: An International Experience. *Pediatrics* **2021**; 148(3).
311. Kompaniyets L, Agathis NT, Nelson JM, et al. Underlying Medical Conditions Associated With Severe COVID-19 Illness Among Children. *JAMA Netw Open* **2021**; 4(6): e2111182.

312. Spinner CD, Gottlieb RL, Criner GJ, et al. Effect of Remdesivir vs Standard Care on Clinical Status at 11 Days in Patients With Moderate COVID-19: A Randomized Clinical Trial. *JAMA* **2020**; 324(11): 1048-57.
313. Chiotos K, Hayes M, Kimberlin DW, et al. Multicenter Interim Guidance on Use of Antivirals for Children With Coronavirus Disease 2019/Severe Acute Respiratory Syndrome Coronavirus 2. *J Pediatric Infect Dis Soc* **2021**; 10(1): 34-48.
314. Gotzinger F, Santiago-Garcia B, Noguera-Julian A, et al. COVID-19 in children and adolescents in Europe: a multinational, multicentre cohort study. *Lancet Child Adolesc Health* **2020**; 4(9): 653-61.
315. Ahmed A, Rojo P, Agwu A, et al. Remdesivir Treatment for COVID-19 in Hospitalized Children: CARAVAN Interim Results. In: Conference on Retroviruses and Opportunistic Infections. Virtual, 2022.
316. REMAP-CAP Investigators, Gordon AC, Mouncey PR, et al. Interleukin-6 Receptor Antagonists in Critically Ill Patients with Covid-19. *N Engl J Med* **2021**; 384(16): 1491-502.
317. Rosas IO, Brau N, Waters M, et al. Tocilizumab in Hospitalized Patients with Severe Covid-19 Pneumonia. *N Engl J Med* **2021**; 384(16): 1503-16.
318. Bhumbra S, Malin S, Kirkpatrick L, et al. Clinical Features of Critical Coronavirus Disease 2019 in Children. *Pediatr Crit Care Med* **2020**; 21(10): e948-e53.
319. Feldstein LR, Tenforde MW, Friedman KG, et al. Characteristics and Outcomes of US Children and Adolescents With Multisystem Inflammatory Syndrome in Children (MIS-C) Compared With Severe Acute COVID-19. *JAMA* **2021**; 325(11): 1074-87.
320. Garcia-Salido A, de Carlos Vicente JC, Belda Hofheinz S, et al. Severe manifestations of SARS-CoV-2 in children and adolescents: from COVID-19 pneumonia to multisystem inflammatory syndrome: a multicentre study in pediatric intensive care units in Spain. *Crit Care* **2020**; 24(1): 666.
321. U.S. Food and Drug Administration. Baricitinib EUA Letter of Authorization In: Eli Lilly and Company. Indianapolis, IN: Lilly Corporate Center, **2021**.
322. Kim H, Brooks KM, Tang CC, et al. Pharmacokinetics, Pharmacodynamics, and Proposed Dosing of the Oral JAK1 and JAK2 Inhibitor Baricitinib in Pediatric and Young Adult CANDLE and SAVI Patients. *Clin Pharmacol Ther* **2018**; 104(2): 364-73.
323. Eli Lilly and Company. A Study of Baricitinib (LY3009104) in Children With COVID-19 (COV-BARRIER-PEDS) (COV-BARRIER). Available at: <https://clinicaltrials.gov/ct2/show/NCT05074420>. Accessed 21 November 2021.
324. U.S. Food and Drug Administration. Highlights of Prescribing Information: XELJANZ® (tofacitinib) (package insert). Available at: [https://www.accessdata.fda.gov/drugsatfda\\_docs/label/2020/213082s000lbl.pdf](https://www.accessdata.fda.gov/drugsatfda_docs/label/2020/213082s000lbl.pdf). Accessed 11 August 2022.

325. Hammond J, Leister-Tebbe H, Gardner A, et al. Oral Nirmatrelvir for High-Risk, Nonhospitalized Adults with Covid-19. *N Engl J Med* **2022**; 386(15): 1397-408.
326. U.S. Food and Drug Administration. FDA Expands Authorization of Two Monoclonal Antibodies for Treatment and Post-Exposure Prevention of COVID-19 to Younger Pediatric Patients, Including Newborns. Available at: <https://www.fda.gov/news-events/press-announcements/fda-expands-authorization-two-monoclonal-antibodies-treatment-and-post-exposure-prevention-covid-19>. Accessed 6 December 2021.
327. Weinreich DM, Sivapalasingam S, Norton T, et al. REGEN-COV Antibody Combination and Outcomes in Outpatients with Covid-19. *N Engl J Med* **2021**; 385(23): e81.
328. Gupta A, Gonzalez-Rojas Y, Juarez E, et al. Early Covid-19 Treatment With SARS-CoV-2 Neutralizing Antibody Sotrovimab. *N Engl J Med* **2021**; 385: 1941-50.
329. Regeneron Pharmaceuticals. COVID-19 Study of Pharmacokinetics, Safety, Tolerability, and Efficacy of Intravenous Anti-Spike(s) SARS-CoV-2 Monoclonal Antibodies (Casirivimab+Imdevimab) for the Treatment of Pediatric Patients Hospitalized Due to COVID-19. Available at: <https://clinicaltrials.gov/ct2/show/NCT05092581>. Accessed 21 November 2021.
330. Regeneron Pharmaceuticals. COVID-19 Administration of Single-Dose Subcutaneous Anti- Spike(s) SARS-CoV-2 Monoclonal Antibodies Casirivimab and Imdevimab in High-Risk Pediatric Participants Under 12 Years of Age. Available at: <https://clinicaltrials.gov/ct2/show/NCT04992273>. Accessed 21 November 2021.
331. Regeneron Pharmaceuticals. Safety, Tolerability, and Efficacy of Anti-Spike (S) SARS-CoV-2 Monoclonal Antibodies for the Treatment of Ambulatory Adult and Pediatric Patients With COVID-19. Available at: <https://clinicaltrials.gov/ct2/show/NCT04425629>. Accessed 21 November 2021.
332. Regeneron Pharmaceuticals. COVID-19 Study to Evaluate Safety, Tolerability, and Efficacy of REGN14256+Imdevimab for the Treatment of COVID-19 Adult and Adolescent Patients Without Risk Factors for Progression to Severe Disease. Available at: <https://clinicaltrials.gov/ct2/show/NCT05081388>. Accessed 21 November 2021.
333. Eli Lilly and Company, AbCellera Biologics Inc., Shanghai Junshi Bioscience Co., Ltd. A Study of LY3819253 (LY-CoV555) and LY3832479 (LY-CoV016) in Participants With Mild to Moderate COVID-19 Illness (BLAZE-1). Available at: <https://clinicaltrials.gov/ct2/show/NCT04427501>. Accessed 21 November 2021.
334. GlaxoSmithKline, Vir Biotechnology, Inc. Pharmacokinetics, Pharmacodynamics, and Safety of Single-dose Sotrovimab in High-risk Pediatric Participants With Mild to Moderate COVID-19 (COMET-PACE). Available at: <https://clinicaltrials.gov/ct2/show/NCT05124210>. Accessed 21 November 2021.
335. Vir Biotechnology, Inc., GlaxoSmithKline. Intramuscular VIR-7831 (Sotrovimab) for Mild/Moderate COVID-19. Available at: <https://clinicaltrials.gov/ct2/show/NCT04913675>. Accessed 21 November 2021.

336. Wolf J, Abzug MJ, Anosike BI, et al. Updated Guidance on Use and Prioritization of Monoclonal Antibody Therapy for Treatment of COVID-19 in Adolescents. *J Pediatric Infect Dis Soc* **2022**.
337. Belhadjer Z, Meot M, Bajolle F, et al. Acute Heart Failure in Multisystem Inflammatory Syndrome in Children in the Context of Global SARS-CoV-2 Pandemic. *Circulation* **2020**; 142(5): 429-36.
338. Deza Leon MP, Redzepi A, McGrath E, et al. COVID-19-Associated Pediatric Multisystem Inflammatory Syndrome. *J Pediatric Infect Dis Soc* **2020**; 9(3): 407-8.
339. Riphagen S, Gomez X, Gonzalez-Martinez C, Wilkinson N, Theocharis P. Hyperinflammatory shock in children during COVID-19 pandemic. *Lancet (London, England)* **2020**; 395(10237): 1607-8.
340. Verdoni L, Mazza A, Gervasoni A, et al. An outbreak of severe Kawasaki-like disease at the Italian epicentre of the SARS-CoV-2 epidemic: an observational cohort study. *The Lancet* **2020**; 395(10239): 1771-8.
341. Blondiaux E, Parisot P, Redheuil A, et al. Cardiac MRI of Children with Multisystem Inflammatory Syndrome (MIS-C) Associated with COVID-19: Case Series. *Radiology* **2020**: 202288.
342. Greene AG, Saleh M, Roseman E, Sinert R. Toxic shock-like syndrome and COVID-19: A case report of multisystem inflammatory syndrome in children (MIS-C). *Am J Emerg Med* **2020**.
343. Pouletty M, Borocco C, Ouldali N, et al. Paediatric multisystem inflammatory syndrome temporally associated with SARS-CoV-2 mimicking Kawasaki disease (Kawa-COVID-19): a multicentre cohort. *Ann Rheum Dis* **2020**; 79(8): 999-1006.
344. Chiotos K, Bassiri H, Behrens EM, et al. Multisystem Inflammatory Syndrome in Children During the Coronavirus 2019 Pandemic: A Case Series. *J Pediatric Infect Dis Soc* **2020**; 9(3): 393-8.
345. Cabrero-Hernandez M, Garcia-Salido A, Leoz-Gordillo I, et al. Severe SARS-CoV-2 Infection in Children With Suspected Acute Abdomen: A Case Series From a Tertiary Hospital in Spain. *Pediatr Infect Dis J* **2020**; 39(8): e195-e8.
346. Feldstein LR, Rose EB, Horwitz SM, et al. Multisystem Inflammatory Syndrome in U.S. Children and Adolescents. *N Engl J Med* **2020**; 383(4): 334-46.
347. Dufort EM, Koumans EH, Chow EJ, et al. Multisystem Inflammatory Syndrome in Children in New York State. *New England Journal of Medicine* **2020**; 383(4): 347-58.
348. Whittaker E, Bamford A, Kenny J, et al. Clinical Characteristics of 58 Children With a Pediatric Inflammatory Multisystem Syndrome Temporally Associated With SARS-CoV-2. *JAMA* **2020**; 324(3): 259-69.

349. Godfred-Cato S, Bryant B, Leung J, et al. COVID-19-Associated Multisystem Inflammatory Syndrome in Children - United States, March-July 2020. *MMWR Morb Mortal Wkly Rep* **2020**; 69(32): 1074-80.
350. Payne AB, Gilani Z, Godfred-Cato S, et al. Incidence of Multisystem Inflammatory Syndrome in Children Among US Persons Infected With SARS-CoV-2. *JAMA Netw Open* **2021**; 4(6): e2116420.
351. Stierman B, Abrams JY, Godfred-Cato SE, et al. Racial and Ethnic Disparities in Multisystem Inflammatory Syndrome in Children in the United States, March 2020 to February 2021. *Pediatr Infect Dis J* **2021**; 40(11): e400-e6.
352. Belay ED, Abrams J, Oster ME, et al. Trends in Geographic and Temporal Distribution of US Children With Multisystem Inflammatory Syndrome During the COVID-19 Pandemic. *JAMA Pediatr* **2021**; 175(8): 837-45.
353. Harwood R, Allin B, Jones CE, et al. A national consensus management pathway for paediatric inflammatory multisystem syndrome temporally associated with COVID-19 (PIMS-TS): results of a national Delphi process. *Lancet Child Adolesc Health* **2021**; 5(2): 133-41.
354. Ouldali N, Toubiana J, Antona D, et al. Association of Intravenous Immunoglobulins Plus Methylprednisolone vs Immunoglobulins Alone With Course of Fever in Multisystem Inflammatory Syndrome in Children. *JAMA* **2021**; 325(9): 855-64.
355. Kaushik S, Aydin SI, Derespina KR, et al. Multisystem Inflammatory Syndrome in Children Associated with Severe Acute Respiratory Syndrome Coronavirus 2 Infection (MIS-C): A Multi-institutional Study from New York City. *J Pediatr* **2020**; 224: 24-9.
356. Capone CA, Subramony A, Sweberg T, et al. Characteristics, Cardiac Involvement, and Outcomes of Multisystem Inflammatory Syndrome of Childhood Associated with severe acute respiratory syndrome coronavirus 2 Infection. *J Pediatr* **2020**; 224: 141-5.
357. Celikel E, Tekin ZE, Aydin F, et al. Role of Biological Agents in the Treatment of SARS-CoV-2-Associated Multisystem Inflammatory Syndrome in Children. *J Clin Rheumatol* **2022**; 28(2): e381-e7.
358. Centers for Disease Control and Prevention. Health Department-Reported Cases of Multisystem Inflammatory Syndrome in Children (MIS-C) in the United States. Available at: <https://covid.cdc.gov/covid-data-tracker/#mis-national-surveillance>. Accessed 28 November 2021.