

SINTERED STONE
PIETRA SINTERIZZATA
FEINSTEINZEUG
GRÈS CÉRAMÉ

632

ICM





COLOSSEO GRIGIONI

**HARDSCAPE®
PORCELAIN**

**OUTDOOR
WOOD 2CM**

**L'ALTRA
PIETRA®**
THE HIGH QUALITY
OUTDOOR PAVING

STONEGRES

**SUPER HARD
KERAMIK 3^{EU}**

100% MADE IN ITALY


GRANULATI ZANDOBBIO

THE BEST CHOICE - UNA SCELTA VINCENTE - DIE BESTE WAHL - LE MEILLEUR CHOIX



**CERTIFIED
COMPANY**
ISO 14001:2015 AND
ISO 9001:2015

AZIENDA CERTIFICATA
ISO 14001:2015
E ISO 9001:2015
ZERTIFIZIERTES UNTERNEHMEN
ISO 14001: 2015
UND ISO 9001: 2015
ENTREPRISE CERTIFIÉE
ISO 14001: 2015
ET ISO 9001: 2015



**PRODUCTS
ALWAYS
IN
STOCK**

PRODOTTI
SEMPRE A STOCK
PRODUKTE
IMMER AM LAGER
PRODUITS
TOUJOURS EN
STOCK



**24 SIZES AND
190 COLORS**

24 FORMATI E
190 COLORI
24 FORMATE UND
190 FARBEN
24 FORMATS ET
190 COULEURS



**SALES IN 100
COUNTRIES
WORDLWIDE**

VENDITE IN 100 PAESI
AL MONDO
VERKAUF IN 100 LÄNDERN
WELTWEIT
VENTES DANS 100 PAYS
DANS LE MONDE



Granulati Zandobbio is the representative point for the production and distribution of a wide range of products for landscape architecture: sintered stone and natural stone paving. The one supplier for the widest selection in terms of colors and sizes for the development of the outdoors.

Granulati Zandobbio è il punto di riferimento nella produzione e distribuzione di un'ampia gamma di prodotti legati al mondo dell'architettura del paesaggio: pavimentazioni in pietra sinterizzata e pietra naturale. Il fornitore unico di materiali con la più ampia selezione in termini di colori e formati per i progetti degli spazi esterni.

Granulati Zandobbio ist der italienische Spezialist für die Produktion und den Vertrieb einer breiten Palette von Produkten für die Landschaftsarchitektur: Feinsteinzeug und Naturstein. Dieses einzigartige Sortiment zeichnet sich durch eine breite Auswahl von Farben und Materialien für den Außenbereich aus.

Granulati Zandobbio est le point de référence pour la production et la distribution d'une vaste gamme de produits pour l'architecture de paysage: le grès cérame et les pavés en pierre naturelle. La source ponctuelle pour le choix le plus large en termes de couleurs et de tailles pour le développement du plein air.



COLOSSEO GRIGIONI, DUOMO BLUESTONE NOIR

SINTERED STONE

Sintered stone, high-end porcelain stoneware, is a very versatile artificial material for the numerous uses in infinite projects of external and internal environments. It can in fact be used for paving and cladding, for ventilated facades and swimming pools. It is made up of a special blend of natural minerals selected for their high quality, compacted and joined through a process that does not require the use of resins and chemical binders called sinterization process. The surface obtained is characterized by its extreme resistance to scratches, high temperatures, chemical agents and UV rays, in addition to a high ability to resist stains, an almost zero absorption factor and high mechanical strength.

PIETRA SINTERIZZATA

La pietra sinterizzata, ovvero gres porcellanato di alta qualità, è un materiale artificiale molto versatile per i numerosi impieghi in infiniti progetti di ambienti esterni e interni. Può essere infatti utilizzata per pavimentazioni e rivestimenti, per facciate ventilate e piscine. E' formata da una speciale miscela di minerali naturali selezionati per la loro alta qualità, compattati e uniti attraverso un processo che non richiede l'uso di resine e leganti chimici chiamato processo di sinterizzazione. La superficie ottenuta si caratterizza per l'estrema resistenza ai graffi, alle alte temperature, agli agenti chimici e ai raggi UV, oltre a un'elevata capacità di resistere alle macchie, un grado di assorbimento quasi nullo ed un'elevata resistenza meccanica.

FEINSTEINZEUG

Feinsteinzeug ist ein sehr vielseitiger Kunststoff, der für zahlreiche Projekte für den Innen- und Außenbereich angewendet werden kann. Tatsächlich kann er für Bodenbeläge und Verkleidungen, hinterlüftete Fassaden und Schwimmbäder verwendet werden. Er besteht aus einer speziellen Mischung natürlicher Mineralen, die wegen Ihrer hochwertigen Qualität ausgewählt, gepresst und durch einen Prozess namens "Sintern" kombiniert werden. Das Sintern sieht die Nutzung von Harzen und Bindemitteln nicht vor. Die dadurch entstandene Oberfläche ist durch eine extreme Festigkeit gegen Kratzer, Temperaturschwankungen, chemischen Produkten und UV-Strahlen sehr resistent. Außerdem ist sie beständig gegen Flecken, sie absorbiert nicht und sie hat eine starke mechanische Festigkeit.

GRÈS CÉRAME

Le grès cérame est un matériau artificiel très polyvalent qui peut être utilisé dans d'innombrables projets d'extérieur et d'intérieur. Il peut être utilisé pour les sols et les revêtements, pour les façades ventilées et les piscines. Il s'agit d'un mélange spécial de minéraux naturels sélectionnés pour leur grande qualité, compactés et assemblés par un procédé qui ne nécessite pas l'utilisation de résines et de liants chimiques qu'on appelle frittage. La surface obtenue est caractérisée par son extrême résistance aux rayures, aux températures élevées, aux agents chimiques et aux rayons UV, outre la résistance aux taches, un degré d'absorption presque nul et une grande résistance mécanique.



COLOSSEO PIETRA DI GERUSALEMME



HARENA CALANCA LIGHT



COLOSSEO TOSCANO

TECHNICAL FEATURES

CARATTERISTICHE TECNICHE
TECHNISCHE MERKMALE
CARACTERISTIQUES TECHNIQUES



DRIVE-OVER

CARRABILE - BEFAHRBARKEIT - CARROSSABLE



RESISTANT TO HEAVY LOADS

RESISTENTE AI CARICHI ELEVATI - BESTÄNDIG GEGEN HOHE LASTEN - RÉSIANT AUX CHARGES LOURDES



RECTIFIED WITH BEVEL

RETTIFICATO CON SMUSSO - REKTIFIZIERT - RECTIFIÉ AVEC BISEAU



ANTISLIP

ANTISCIVOLO - RUTSCHFEST - ANTIDÉRAPANT



LOW WATER ABSORPTION

BASSO ASSORBIMENTO D'ACQUA - ABSORBIERT NICHT - FAIBLE ABSORPTION D'EAU



FIREPROOF

IGNIFUGO - FEUERHEMMENT - RÉSIANT AU FEU



NO TREATMENTS REQUIRED

NON RICHIEDE TRATTAMENTI - KEINE WEITERE BEHANDLUNG NOTWENDIG - AUCUN TRAITEMENT NÉCESSAIRE



EASY TO CLEAN

FACILE DA PULIRE - PFLEGELEICHT - FACILE À NETTOYER



RESISTANT TO MILDEW AND MOSS

RESISTENTE A MUFFA E MUSCHIO - KEINE BESCHÄDIGUNG DURCH SCHIMMEL UND MOOS - RÉSIANT À LA MOISSURE ET À LA MOUSSE



THERMAL SHOCK RESISTANT

RESISTENTE AGLI SBALZI TERMICI - WIDERSTANDSFÄHIG BEI TEMPERATURSCHWANKUNGEN - RÉSIANT AUX CHOCS THERMIQUES



RESISTANT TO CHEMICALS

RESISTENTE ALL'ATTACCO CHIMICO - BESTÄNDIG GEGEN CHEMISCHE PRODUKTE - RÉSIANT AUX PRODUITS CHIMIQUES



STAIN RESISTANT

RESISTENTE ALLE MACCHIE - BESTÄNDIG GEGEN FLECKEN - RÉSIANT AUX TÂCHES



ABRASION RESISTANT

RESISTENTE ALL'ABRASIONE - ABRIEFEST - RÉSIANT À L'ABRASION



FROST RESISTANT

RESISTENTE AL GELO - FROSTFEST - ANTIGEL

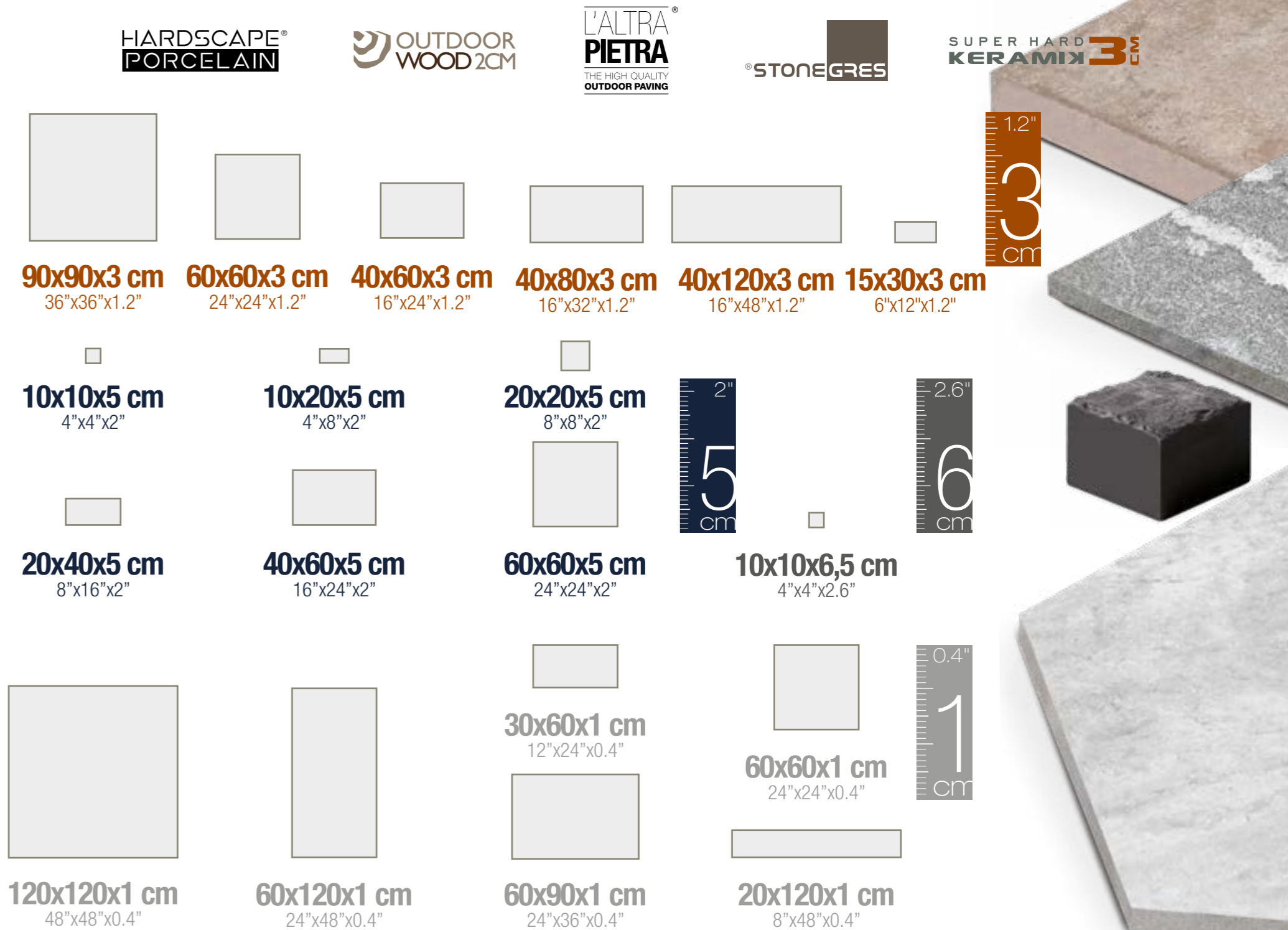
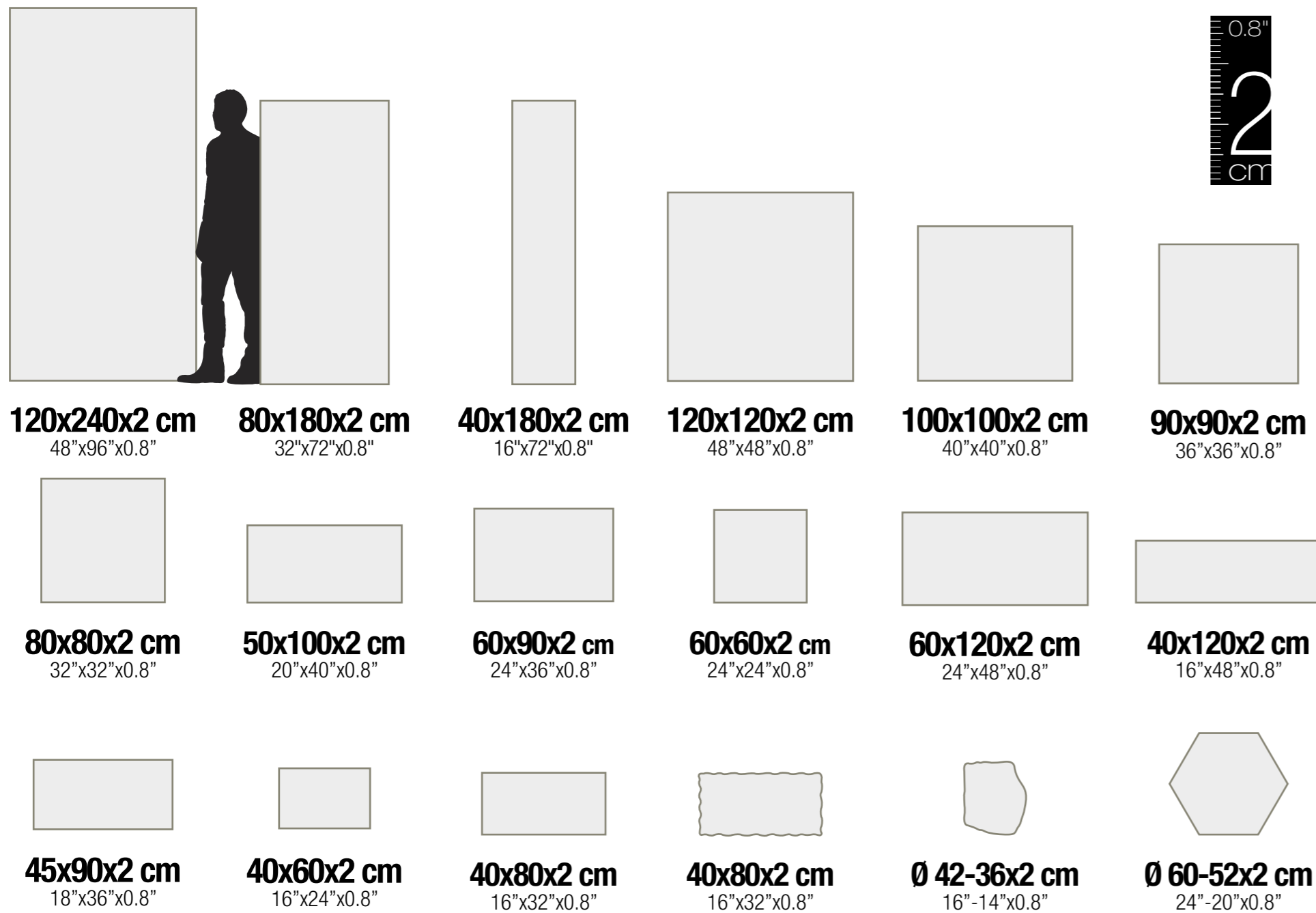


COLOR RESISTANCE TO LIGHT

RESISTENZA CROMATICA ALLA LUCE - KEINE VERFÄRBUNG DURCH LICHTSTRahlung - COULEUR RÉSIANTE AUX UV

SIZE RANGE

FORMATI DI GAMMA - ZUR AUSWAHL STEHENDE FORMATE - FORMATS DE GAMME



INDEX
INDICE
INHALTSVERZEICHNIS
INDEX



COLOSSEO GRIGIONI	13
COLOSSEO QUARZITE GIALLA	14
COLOSSEO GLETCHER GRAU	16
COLOSSEO FIORA	17
COLOSSEO BASALT GRAU	18
COLOSSEO PIETRA DI GERUSALEMME	21
COLOSSEO BRESSA	22
COLOSSEO PORPHYRBRAUN	24
COLOSSEO BARGE	25
COLOSSEO SILVERGRAU	27
COLOSSEO QUARZITE SVEDESE	28
COLOSSEO DORATO	29
COLOSSEO TOSCANO	30
COLOSSEO QUARZITE WHITE	32
COLOSSEO PORFIDO LAVIS	35
COLOSSEO LUSERNA BAGNOLO	36
COLOSSEO TIPOVALS	37
FORTEZZA MONTORFANO	38
FORTEZZA DIORITE	39
FORTEZZA SNOW ALPS	40
FORTEZZA MAGGIA	41
FORTEZZA BIASCA	42
HARENA ARDESIA GRIGIA	43
HARENA CALANCA LIGHT	45
HARENA CALANCA DARK	46
HARENA SAND STONE BEIGE	48
TORRE QUARZITE GRIGIA	50
TORRE LUSERNA MISTA	51
TORRE BIANCA	52
TORRE BOTTICINO	55
TORRE MOKA	56
DUOMO MINT	57

DUOMO CARRARA	58
DUOMO EVOLUTION SLATE	59
DUOMO VALSTONE LIGHT	60
DUOMO VALSTONE DARK	61
DUOMO PERLA	63
DUOMO SABBIA	64
DUOMO PIETRA	65
DUOMO OMBRA	66
DUOMO BLUESTONE GREY	67
DUOMO BLUESTONE NOIR	68
DUOMO TRAVERTINO BEIGE	70
CATTEDRALE CEMENTO	73
CATTEDRALE AVORIO	74
CATTEDRALE GREY	75
CATTEDRALE ANTRAZYT	76
CATTEDRALE MOKA	77
MUSEO ARDESIA NERA	78
MUSEO ARDESIA GRIGIA	79
MUSEO PIERRE BLUE GREY	80
MUSEO PIERRE BLUE NOIR	81
CASTELLO BEIGE	82
CASTELLO ANTRAZYT	83
CASTELLO GREY	84
MODERN CONCRETE ANTRAZYT	86
MODERN CONCRETE BEIGE	87
MODERN CONCRETE GREY	88



COLOSSEO GRIGIONI	91
COLOSSEO PIETRA DI GERUSALEMME	92
COLOSSEO BRESSA	94
COLOSSEO PORFIDO LAVIS	95
COLOSSEO LUSERNA BAGNOLO	96
COLOSSEO TIPOVALS	97

HARDSCAPE® PORCELAIN	pag.
PORTLAND ICE	100
PORTLAND LONDRA	101
PORTLAND PLATA	102
PORTLAND NIGHT	103
ETNA CAPPUCCINO	104
ETNA LIGHT GREY	105
ETNA DARK GREY	106
ALPI MATTERHORN	108
PIETRA DI VALS SILVER	109
PIETRA DI VALS ANTRAZYT	110
PIETRA DI VALS CLOUD	111
PIETRA DI VALS BEIGE	112
MODENA GREY	113
MODENA BEIGE	114
MODENA ANTRAZYT	115
DOLOMITI BEIGE	116
DOLOMITI GRIGIO	117
DOLOMITI NERO	118
DOLOMITI SENAPE	119
CEMENTO DOLOMITI COTTO	120
CEMENTO TAUPE	123
CEMENTO SMOKE	124
CEMENTO BLACK	125
GRAFFITI NERO	126
GRAFFITI GRIGIO	127
CERVINO GREY	128
CERVINO DARK	129
CERVINO BEIGE	130
MONVISO LIMESTONE YELLOW	131
MONVISO MULTICOLOR	133
MONVISO GREY	134
MONVISO FOSSIL	135
MONVISO YORKSTONE	136
SERENA STONE GREY	139
SERENA STONE ANTRACITE	140
SERENA STONE BEIGE	141
TOTAL STONE GRAFITE	142



LONG FUMÉE	158
LONG ROVERE	159
HARENA HOLZ NOCE	160
HARENA HOLZ MARRONE	163
HARENA HOLZ GRIGIO	164
FORESTA CHIARO	166
FORESTA GRIGIO	167
FORESTA SCURO	168
BOSCO TABULA CHIARA	170
BOSCO TABULA MEDIA	171
BOSCO TABULA SCURA	172
SELVA BORNEO	173
SELVA TONGASS	174
SELVA AMAZZONIA	176
VINTAGE HELL	177
VINTAGE BROWN	178
VINTAGE DUNKEL	179

TOTAL STONE AVORIO	143
TOTAL STONE GRIGIO	144
METALLICO CORTEN RUST	146
METALLICO BLACK	147
METALLICO DARK SOUL	148
METALLICO LONDON GREY	149
TEGEL BLACK	151
TEGEL MOON	152
TEGEL MOON DECORO	153
TEGEL ANTICO BIANCO	154
TEGEL NOCCIOLA	155



CUBETTI LUSERNA	183
CUBETTI PORFIDO GRIGIO	184
CUBETTI PORFIDO MARRONE	185
ANTICATO CREMA	187
ANTICATO BELGISCH GRANIT	189
ANTICATO QUARZITE MIX	191
ESAGONO CAPPUCCINO	193
ESAGONO GRIGIONI	194
ESAGONO BASALTO	195
ESAGONO QUARZITE BIANCA	196
ESAGONO FORESTA CHIARO	197
PASSO GIAPPONESE BARGE	199
PASSO GIAPPONESE GRIGIONI	200
PASSO GIAPPONESE ARDESIA	201
PASSO GIAPPONESE DARK GREY	202
PASSO GIAPPONESE HOLZ MARRONE	204
PASSO GIAPPONESE HOLZ GRIGIO	205
ANTIQUUS VANILLA	206
ANTIQUUS GRIS	206
ANTIQUUS CARBONIO	207
PAVÈ 5 CM BASALTO	210
PAVÈ 5 CM PORFIDO ROSSO	212
PAVÈ 5 CM TIROLO	214
PAVÈ 5 CM LAVICA SAND	216
PAVÈ 5 CM LAVICA GRIGIA	218
PAVÈ 5 CM GRIGIONI	220
UNIVERSALE GRIGIONI	222
UNIVERSALE BASALTO	223
UNIVERSALE PORFIDO ROSSO	224
UNIVERSALE TIROLO	225
UNIVERSALE LAVICA SAND	226
UNIVERSALE LAVICA GRIGIA	227
PAVÈ 6 CM NERO	229
PAVÈ 6 CM GRIGIO	229



15X30 BASALTO	234
15X30 PORFIDO	235
15X30 SCORI GREY BLUE	236
15X30 LAVICA SAND	237
ZERMATT CHIARO	238
ZERMATT SCURO	239
GRANITO DIORITE	240
GRANITO MONTORFANO	241
BLUSTONE DARK	242
BLUSTONE GREY	244
BLUSTONE BLACK	245
SLATE BLACK	246
SLATE GREY	247
MINIERA WHITE	248
MINIERA BLACK	249
CEMENTO SMOKE	250
CEMENTO BLACK	251
CEMENTO TAUPE	252
PIETRA ANTRAZYT	253
PIETRA GREY	254
PIETRA MOKA	255
PIETRA OMBRA	256
PIETRA GRIGIONI	259
PIETRA BARGE	260
PIETRA TIPOVALS	261
PIETRA MOON	263
PIETRA BASALTO	264
PIETRA ANTICO BIANCO	265
PIETRA BLACK	266
PIETRA NOCCIOLA	267
BASIC BERGAMO	268
BASIC GINEVRA	269
BASIC AMALFI	271
BASIC AVIGNONE	272
LISTONE ABETE	273
LISTONE MARRONE	274
LISTONE GRIGIO	275

FORESTA SCURO	276
FORESTA CHIARO	277



COLOSSEO GRIGIONI	278
COLOSSEO GLETCHER GRAU	279
COLOSSEO QUARZITE SVEDESE	279
COLOSSEO PIETRA DI GERUSALEMME	279
HARENA CALANCA DARK	280
HARENA CALANCA LIGHT	280
DUOMO SABBIA	282
DUOMO PERLA	282
DUOMO PIETRA	283
DUOMO OMBRA	283
DUOMO TRAVERTINO BEIGE	284
DUOMO TRAVERTINO NOCE	284
FORTEZZA BIASCA	284
HARENA HOLZ GRIGIO	285
HARENA HOLZ MARRONE	285
HARENA HOLZ NOCE	285

MODULE SERVICE	pag.
SERVIZIO MODULARE	286
MODULIEREN BEDIENUNG	
MODULER SERVICE	

SPECIAL CUTS	
TAGLIO SPECIALE	290
BESONDERE SCHNITT	
SPECIAL COUPER	

SPECIAL PIECES	
PEZZI SPECIALI	292
SONDERTEILE	
SPECIAL PIÈCES	

INSTALLATION	
POSA	294
VERLEGUNG	
POSE	

SUPPORTS	
SUPPORTI	303
STÜTZEN	
PLOTS	

EASY PAVING	304
--------------------	-----

VENTILATED FAÇADES	
FACCIATE VENTILATE	306
BELÜFTETE FASSADEN	
FAÇADES VENTILÉES	

COLORS RANGE	
GAMMA COLORI	308
DIE PRODUKTPALETTE	
GAMME	

SIZE RANGE	
FORMATI DI GAMMA	312
ZUR AUSWAHL STEHENDE FORMATE	
FORMATS DE GAMME	

KEY	
LEGENDA	314
ZEICHENERKLÄRUNG	
LÉGENDE	

TECHNICAL FEATURES	
CARATTERISTICHE TECNICHE	315
TECHNISCHE MERKMALE	
CARACTERISTIQUES TECHNIQUES	

**L'ALTRA[®]
PIETRA**
THE HIGH QUALITY
OUTDOOR PAVING

0.8"
2
cm



COLOSSEO GRIGIONI

Absolute resistance and timeless reliability. L'ALTRA PIETRA[®] is the most complete and exclusive high thick sintered stone, high-end porcelain stoneware, brand in real full body or color body suitable for any kind of outdoor solution. It boasts different colors and sizes, with an aesthetic rendering extremely faithful to natural stone: veins, imperfections, colors and everything else contributes to recreating the beauty and elegance of the most appreciated stone materials.

Resistenza assoluta e affidabilità senza tempo. L'ALTRA PIETRA[®] è il più completo ed esclusivo brand di pietra sinterizzata, ovvero gres porcellanato di alta qualità, in vera tutta massa o massa colorata ad alto spessore, adatto per qualsiasi tipo di soluzione outdoor. Vanta diversi colori e formati, con una resa estetica estremamente fedele alla pietra naturale: venature, imperfezioni, colori, tutto concorre a ricreare la bellezza e l'eleganza dei più apprezzati materiali lapidei.

Absolut widerstandsfähig und zeitlose Zuverlässigkeit. L'ALTRA PIETRA[®] ist die vollständigste und exklusivste Marke von Feinsteinzeug in Full Body oder Color Body mit 2 cm Stärke, die für jede Art von Außenlösungen geeignet ist. Sie sind in verschiedenen Farben und Größen erhältlich, mit einer ästhetischen Wiedergabe, die dem Naturstein extrem ähnlich sind: Adern, Unvollkommenheiten, Farbunterschiede, alles trägt dazu bei, die Schönheit und Eleganz der am meisten geschätzten Steinmaterialien wiederzugeben.

Résistance absolue et fiabilité intemporelle. L'ALTRA PIETRA[®] est la marque de grès cérame la plus complète et exclusive en pleine masse ou bien avec masse colorée avec haute épaisseur adaptée à toute typologie de solution extérieure. Il présente différentes couleurs et tailles, avec un rendu esthétique extrêmement fidèle à la pierre naturelle: veines, imperfections, couleurs, tout contribue à recréer la beauté et l'élégance des matériaux en pierre les plus populaires.

45x90x2 cm

18"x36"x0.8"

40x120x2 cm

16"x48"x0.8"

40x80x2 cm

16"x32"x0.8"

50x100x2 cm

20"x40"x0.8"

60x60x2 cm

24"x24"x0.8"

60x90x2 cm

24"x36"x0.8"

60x120x2 cm

24"x48"x0.8"

80x80x2 cm

32"x32"x0.8"

90x90x2 cm

36"x36"x0.8"

100x100x2 cm

40"x40"x0.8"

120x120x2 cm

48"x48"x0.8"

120x240x2 cm



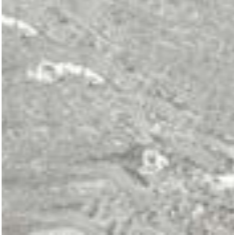





48"x96"x0.8"





COLOSSEO GRIGIONI

2 COLOSSEO GRIGIONI

		000291		010804		012103		010801	
		120x120x2 cm 48"x48"x0.8"		60x120x2 cm 24"x48"x0.8"		45x90x2 cm 18"x36"x0.8"		60x60x2 cm 24"x24"x0.8"	




1 cm (0.4") R10 & R11 sizes in the COMBINE Indoor & Outdoor section \ Formati da 1 cm R10 & R11 nella sezione COMBINE Indoor & Outdoor \ Verfügbare Größen von 1 cm R10 & R11 im Bereich COMBINE Indoor & Outdoor \ Tailles de 1 cm R10 & R11 dans la section COMBINE Indoor & Outdoor
120x240x2cm (48"x96"x0.8") in the XXL section \ 120x240x2cm nella sezione XXL \ 120x240x2cm im Bereich XXL \ 120x240x2cm dans la section XXL

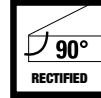
0.8
cm

COLOSSEO QUARZITE GIALLA

L'ALTRA
PIETRA
THE HIGH QUALITY
OUTDOOR PAVING



R11



010701

60x60x2 cm
24"x24"x0.8"




COLOSSEO QUARZITE GIALLA

0.8"
2
cm

COLOSSEO GLETCHER GRAU

L'ALTRA
PIETRA
THE HIGH QUALITY
OUTDOOR PAVING



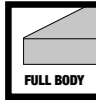
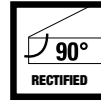
012101



010204



000381



60x60x2 cm
24"x24"x0.8"

60x120x2 cm
24"x48"x0.8"

40x120x2 cm
16"x48"x0.8"



16

1 cm (0.4") R11 sizes in the COMBINE Indoor & Outdoor section \ Formati da 1 cm R11 nella sezione COMBINE Indoor & Outdoor \ Verfügbare Größen von 1 cm R11 im Bereich COMBINE Indoor & Outdoor \
Tailles de 1 cm R11 dans la section COMBINE Indoor & Outdoor

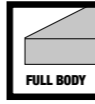
0.8"
2
cm

COLOSSEO FIORA

L'ALTRA
PIETRA
THE HIGH QUALITY
OUTDOOR PAVING



000266



60x60x2 cm
24"x24"x0.8"



17


BACK TO INDEX

L'ALTRA PIETRA

0.8
cm

COLOSSEO BASALT GRAU

L'ALTRA
PIETRA
THE HIGH QUALITY
OUTDOOR PAVING



R11

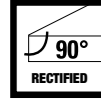
010601



010104



000463



60x60x2 cm
24"x24"x0.8"

60x120x2 cm
24"x48"x0.8"

40x120x2 cm
16"x48"x0.8"

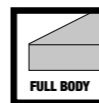
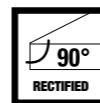





COLOSSEO PIETRA DI GERUSALEMME

0.8" **2** COLOSSEO **PIETRA DI GERUSALEMME**

L'ALTRA
PIETRA
THE HIGH QUALITY
OUTDOOR PAVING



000295



120x120x2 cm
48"x48"x0.8"

012001



60x60x2 cm
24"x24"x0.8"

011403



45x90x2 cm
18"x36"x0.8"



1 cm (0.4") R10 sizes in the **COMBINE Indoor & Outdoor** section \ Formati da 1 cm R10 nella sezione **COMBINE Indoor & Outdoor** \ Verfügbare Größen von 1 cm R10 im Bereich **COMBINE Indoor & Outdoor** \ Tailles de 1 cm R10 dans la section **COMBINE Indoor & Outdoor**
120x240x2cm (48"x96"x0.8") in the **XXL** section \ 120x240x2cm nella sezione **XXL** \ 120x240x2cm im Bereich **XXL** \ 120x240x2cm dans la section **XXL**

0.8" **2** COLOSSEO **BRESSA**
cm

L'ALTRA
PIETRA
THE HIGH QUALITY
OUTDOOR PAVING

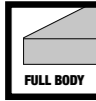
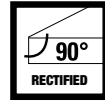


R11

000293



120x120x2 cm
48"x48"x0.8"



011001

60x60x2 cm
24"x24"x0.8"



000221


60x120x2 cm
24"x48"x0.8"



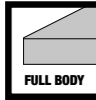
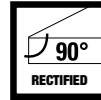
0.8"
2
cm

COLOSSEO PORPHYRBRAUN

L'ALTRA
PIETRA
THE HIGH QUALITY
OUTDOOR PAVING



R11



011901




60x60x2 cm
24"x24"x0.8"



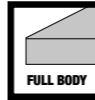
0.8"
2
cm

COLOSSEO BARGE

L'ALTRA
PIETRA
THE HIGH QUALITY
OUTDOOR PAVING



R11



011301



60x60x2 cm
24"x24"x0.8"

011704



60x120x2 cm
24"x48"x0.8"

011703



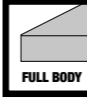
45x90x2 cm
18"x36"x0.8"





COLOSSEO SILVERGRAU

0.8" cm **2** COLOSSEO **SILVERGRAU**



011801



60x60x2 cm
24"x24"x0.8"

010304




60x120x2 cm
24"x48"x0.8"




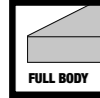
2 COLOSSEO QUARZITE SVEDESE

L'ALTRA
PIETRA®
THE HIGH QUALITY
OUTDOOR PAVING



010501

60x60x2 cm
24"x24"x0.8"




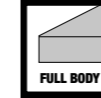
2 COLOSSEO DORATO

L'ALTRA
PIETRA®
THE HIGH QUALITY
OUTDOOR PAVING



010401


60x60x2 cm
24"x24"x0.8"



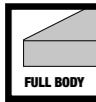
0.8
cm

2 COLOSSEO TOSCANO

L'ALTRA
PIETRA
THE HIGH QUALITY
OUTDOOR PAVING



R11



010901


60x60x2 cm
24"x24"x0.8"



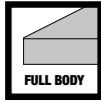
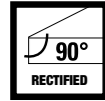
0.8
cm

COLOSSEO QUARZITE WHITE

L'ALTRA
PIETRA
THE HIGH QUALITY
OUTDOOR PAVING



R11



011701

60x60x2 cm
24"x24"x0.8"



COLOSSEO QUARZITE WHITE, COLOSSEO BRESSA




COLOSSEO PORFIDO LAVIS

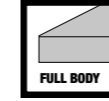
0.8" cm **2** COLOSSEO **PORFIDO LAVIS**



000299



120x120x2 cm
48"x48"x0.8"



011201



60x60x2 cm
24"x24"x0.8"

000222



60x120x2 cm
24"x48"x0.8"



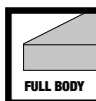

120x240x2cm (48"x96"x0.8") in the XXL section \ 120x240x2cm nella sezione XXL \ 120x240x2cm im Bereich XXL \ 120x240x2cm dans la section XXL

2 COLOSSEO LUSERNA BAGNOLO

L'ALTRA
PIETRA
THE HIGH QUALITY
OUTDOOR PAVING



R11



000301



120x120x2 cm
48"x48"x0.8"

011101

60x60x2 cm
24"x24"x0.8"



36

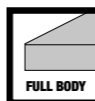
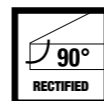
120x240x2cm (48"x96"x0.8") in the XXL section \ 120x240x2cm nella sezione XXL \ 120x240x2cm im Bereich XXL \ 120x240x2cm dans la section XXL

2 COLOSSEO TIPOVALS

L'ALTRA
PIETRA
THE HIGH QUALITY
OUTDOOR PAVING



R11



000297



120x120x2 cm
48"x48"x0.8"

011804

60x120x2 cm
24"x48"x0.8"



011803

45x90x2 cm
18"x36"x0.8"



011401

60x60x2 cm
24"x24"x0.8"




37

120x240x2cm (48"x96"x0.8") in the XXL section \ 120x240x2cm nella sezione XXL \ 120x240x2cm im Bereich XXL \ 120x240x2cm dans la section XXL

0.8"
cm

FORTEZZA MONTORFANO

L'ALTRA
PIETRA
THE HIGH QUALITY
OUTDOOR PAVING



000484



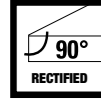
000478



000560SNT



000482



60x120x2 cm
24"x48"x0.8"

60x60x2 cm
24"x24"x0.8"

40x80x2 cm
16"x32"x0.8"


45x90x2 cm
18"x36"x0.8"



0.8"
cm

FORTEZZA DIORITE

L'ALTRA
PIETRA
THE HIGH QUALITY
OUTDOOR PAVING



000485



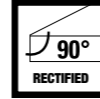

000479



000559SNT



000483



60x120x2 cm
24"x48"x0.8"

60x60x2 cm
24"x24"x0.8"


40x80x2 cm
16"x32"x0.8"

45x90x2 cm
18"x36"x0.8"

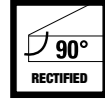


0.8"
cm **2** FORTEZZA **SNOW ALPS**

L'ALTRA
PIETRA
THE HIGH QUALITY
OUTDOOR PAVING




R11




000615

60x120x2 cm
24"x48"x0.8"

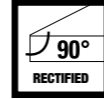


0.8"
cm **2** FORTEZZA **MAGGIA**

L'ALTRA
PIETRA
THE HIGH QUALITY
OUTDOOR PAVING




R11



000481

50x100x2 cm
20"x40"x0.8"

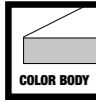
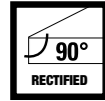


0.8" cm **2** FORTEZZA **BIASCA**

L'ALTRA
PIETRA
THE HIGH QUALITY
OUTDOOR PAVING





R11




000480

50x100x2 cm
20"x40"x0.8"

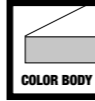
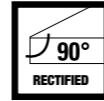


0.8" cm **2** HARENA **ARDESIA GRIGIA**

L'ALTRA
PIETRA
THE HIGH QUALITY
OUTDOOR PAVING




R11



011002

40x120x2 cm
16"x48"x0.8"

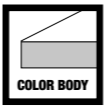
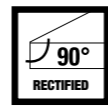





HARENA CALANCA LIGHT

0.8"
cm

HARENA CALANCA LIGHT



010702
40x120x2 cm
16"x48"x0.8"



000557SNT
40x80x2 cm
16"x32"x0.8"




1 cm (0.4") R10 sizes in the COMBINE Indoor & Outdoor section \ Formati da 1 cm R10 nella sezione COMBINE Indoor & Outdoor \ Verfügbare Größen von 1 cm R10 im Bereich COMBINE Indoor & Outdoor \ Tailles de 1 cm R10 dans la section COMBINE Indoor & Outdoor

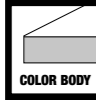
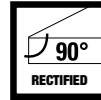
0.8"
2
cm

HARENA CALANCA DARK

L'ALTRA[®]
PIETRA
THE HIGH QUALITY
OUTDOOR PAVING



R11



010802

40x120x2 cm
16"x48"x0.8"



000557SNT

40x80x2 cm
16"x32"x0.8"



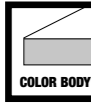
0.8
cm

HARENA SAND STONE BEIGE

L'ALTRA
PIETRA
THE HIGH QUALITY
OUTDOOR PAVING



R11



010902
40x120x2 cm
16"x48"x0.8"



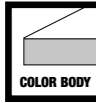
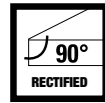
0.8"
cm

TORRE QUARZITE GRIGIA

L'ALTRA
PIETRA
THE HIGH QUALITY
OUTDOOR PAVING



R11




010408
40x80x2 cm
16"x32"x0.8"



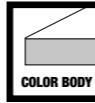
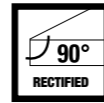
0.8"
cm

TORRE LUSERNA MISTA

L'ALTRA
PIETRA
THE HIGH QUALITY
OUTDOOR PAVING



R11



000792
40x80x2 cm
16"x32"x0.8"

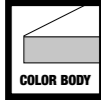
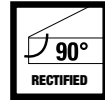


0.8
cm **2 TORRE BIANCA**

L'ALTRA
PIETRA
THE HIGH QUALITY
OUTDOOR PAVING



R11



010308
40x80x2 cm
16"x32"x0.8"



TORRE BIANCA, TORRE QUARZITE GRIGIA, TORRE BOTTICINO

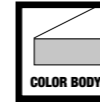
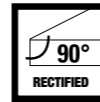


TORRE BOTTICINO

0.8"
cm

TORRE BOTTICINO

L'ALTRA
PIETRA
THE HIGH QUALITY
OUTDOOR PAVING



010108
40x80x2 cm
16"x32"x0.8"

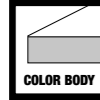
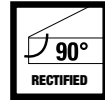


0.8"
cm 2 TORRE MOKA

L'ALTRA
PIETRA
THE HIGH QUALITY
OUTDOOR PAVING



R11




010208
40x80x2 cm
16"x32"x0.8"

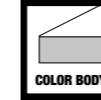


0.8"
cm 2 DUOMO MINT

L'ALTRA
PIETRA
THE HIGH QUALITY
OUTDOOR PAVING



R11



010509
60x90x2 cm
24"x36"x0.8"

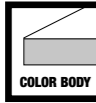
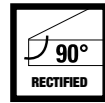


0.8"
cm **2** DUOMO **CARRARA**

L'ALTRA
PIETRA
THE HIGH QUALITY
OUTDOOR PAVING



R11



000504



60x90x2 cm
24"x36"x0.8"

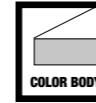
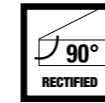


0.8"
cm **2** DUOMO **EVOLUTION SLATE**


L'ALTRA
PIETRA
THE HIGH QUALITY
OUTDOOR PAVING



R11



000320




60x90x2 cm
24"x36"x0.8"



0.8"
2
cm

DUOMO VALSTONE LIGHT

L'ALTRA
PIETRA
THE HIGH QUALITY
OUTDOOR PAVING

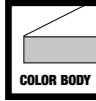
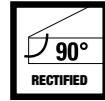


R11

000395



60x90x2 cm
24"x36"x0.8"



0.8"
2
cm


DUOMO VALSTONE DARK

L'ALTRA
PIETRA
THE HIGH QUALITY
OUTDOOR PAVING

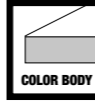
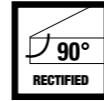


R11

000396



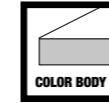

60x90x2 cm
24"x36"x0.8"







DUOMO PERLA

0.8"
cm **2** DUOMO **PERLA**



010109


60x90x2 cm
24"x36"x0.8"



1 cm (0.4") R10 sizes in the **COMBINE Indoor & Outdoor** section \ Formati da 1 cm R10 nella sezione **COMBINE Indoor & Outdoor** \ Verfügbare Größen von 1 cm R10 im Bereich **COMBINE Indoor & Outdoor** \ Tailles de 1 cm R10 dans la section **COMBINE Indoor & Outdoor**

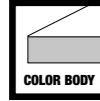
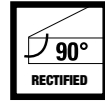
0.8"
2 DUOMO **SABBIA**
cm

L'ALTRA
PIETRA
THE HIGH QUALITY
OUTDOOR PAVING



010209

60x90x2 cm
24"x36"x0.8"



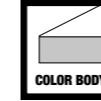
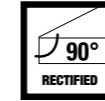
0.8"
2 DUOMO **PIETRA**
cm

L'ALTRA
PIETRA
THE HIGH QUALITY
OUTDOOR PAVING




010409

60x90x2 cm
24"x36"x0.8"




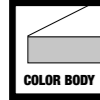
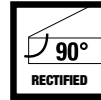
0.8"
2 DUOMO OMBRA

L'ALTRA
PIETRA
THE HIGH QUALITY
OUTDOOR PAVING




010309

60x90x2 cm
24"x36"x0.8"




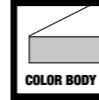
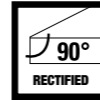
0.8"
2 DUOMO BLUESTONE GREY

L'ALTRA
PIETRA
THE HIGH QUALITY
OUTDOOR PAVING



010709


60x90x2 cm
24"x36"x0.8"



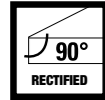
0.8"
2
cm

DUOMO **BLUESTONE NOIR**

L'ALTRA
PIETRA
THE HIGH QUALITY
OUTDOOR PAVING



R11



COLOR BODY

010609



60x90x2 cm
24"x36"x0.8"



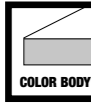
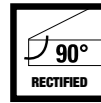
0.8
cm

DUOMO TRAVERTINO BEIGE

L'ALTRA
PIETRA
THE HIGH QUALITY
OUTDOOR PAVING



R11



000319

60x90x2 cm
24"x36"x0.8"



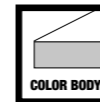
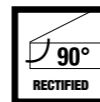


CATTEDRALE CEMENTO

0.8"
2
cm

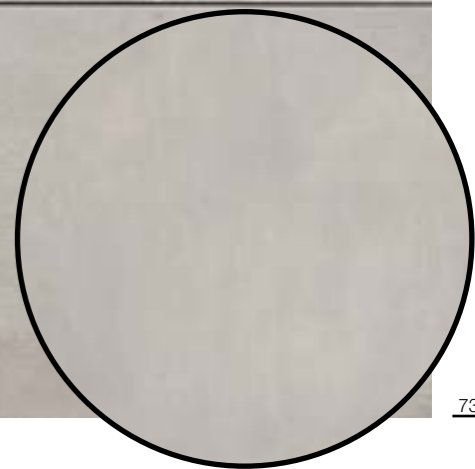
CATTEDRALE CEMENTO

L'ALTRA
PIETRA
THE HIGH QUALITY
OUTDOOR PAVING



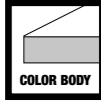
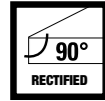

010511

90x90x2 cm
36"x36"x0.8"



0.8"
2 cm
CATTEDRALE **AVORIO**

L'ALTRA[®]
PIETRA
THE HIGH QUALITY
OUTDOOR PAVING



010411

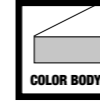
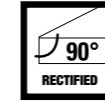



90x90x2 cm
36"x36"x0.8"



0.8"
2 cm
CATTEDRALE **GREY**

L'ALTRA[®]
PIETRA
THE HIGH QUALITY
OUTDOOR PAVING



010111



90x90x2 cm
36"x36"x0.8"



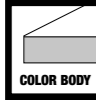
0.8"
2
cm

CATTEDRALE ANTRAZYT

L'ALTRA
PIETRA
THE HIGH QUALITY
OUTDOOR PAVING



R11



010211



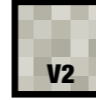
90x90x2 cm
36"x36"x0.8"



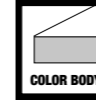
0.8"
2
cm

CATTEDRALE MOKA

L'ALTRA
PIETRA
THE HIGH QUALITY
OUTDOOR PAVING



R11



010311




90x90x2 cm
36"x36"x0.8"

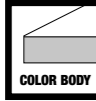
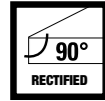


0.8"
2 cm MUSEO **ARDESIA NERA**

L'ALTRA
PIETRA
THE HIGH QUALITY
OUTDOOR PAVING



R11



012401

000474

40x120x2 cm
16"x48"x0.8"




60x60x2 cm
24"x24"x0.8"

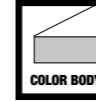
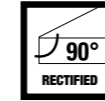


0.8"
2 cm MUSEO **ARDESIA GRIGIA**

L'ALTRA
PIETRA
THE HIGH QUALITY
OUTDOOR PAVING



R11




012501

000795

40x120x2 cm
16"x48"x0.8"




60x60x2 cm
24"x24"x0.8"



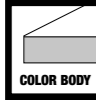
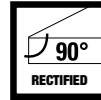
0.8"
2
cm

MUSEO PIERRE BLUE GREY

L'ALTRA
PIETRA
THE HIGH QUALITY
OUTDOOR PAVING



R11



012301SF


60x60x2 cm
24"x24"x0.8"



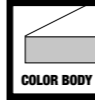
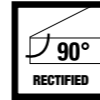
0.8"
2
cm

MUSEO PIERRE BLUE NOIR

L'ALTRA
PIETRA
THE HIGH QUALITY
OUTDOOR PAVING



R11



012201


60x60x2 cm
24"x24"x0.8"



0.8"
cm

2 CASTELLO BEIGE

L'ALTRA
PIETRA
THE HIGH QUALITY
OUTDOOR PAVING



000212



80x80x2 cm
32"x32"x0.8"

010101

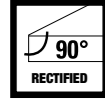


60x60x2 cm
24"x24"x0.8"

010107



50x100x2 cm
20"x40"x0.8"



0.8"
cm

2 CASTELLO ANTRAZYT

L'ALTRA
PIETRA
THE HIGH QUALITY
OUTDOOR PAVING



000214



80x80x2 cm
32"x32"x0.8"

010301




60x60x2 cm
24"x24"x0.8"

010307




50x100x2 cm
20"x40"x0.8"



0.8" cm **2** CASTELLO GREY

L'ALTRA
PIETRA
THE HIGH QUALITY
OUTDOOR PAVING



R11

000213



80x80x2 cm
32"x32"x0.8"

010201

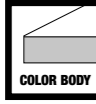
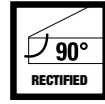


60x60x2 cm
24"x24"x0.8"

010207



50x100x2 cm
20"x40"x0.8"

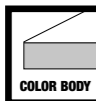



0.8"
2 cm MODERN **CONCRETE ANTRAZYT**


L'ALTRA[®]
PIETRA
THE HIGH QUALITY
OUTDOOR PAVING



000853HRNSF



100x100x2 cm
40"x40"x0.8"

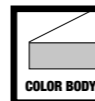
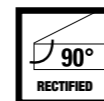


0.8"
2 cm MODERN **CONCRETE BEIGE**



L'ALTRA[®]
PIETRA
THE HIGH QUALITY
OUTDOOR PAVING



000852HRNSF



100x100x2 cm
40"x40"x0.8"



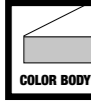
0.8
cm

MODERN CONCRETE GREY

L'ALTRA
PIETRA
THE HIGH QUALITY
OUTDOOR PAVING




R11



000790HRNSF

100x100x2 cm
40"x40"x0.8"





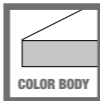
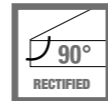
L'ALTRA
PIETRA®
THE HIGH QUALITY
OUTDOOR PAVING



XXL
GRANDI LASTRE

0.8"
cm **2** COLOSSEO **GRIGIONI**

000290



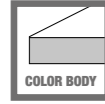
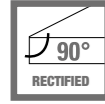

240x120x2 cm
96"x48"x0.8"



Other sizes in the L'ALTRA PIETRA and Combine Indoor & Outdoor section \ Altri formati nella sezione L'ALTRA PIETRA e Combine Indoor & Outdoor \ Andere Größen im Bereich L'ALTRA PIETRA und Combine Indoor & Outdoor \ Autres tailles dans la section L'ALTRA PIETRA et Combine Indoor & Outdoor

0.8"
2 cm
COLOSSEO **PIETRA DI GERUSALEMME**

000294

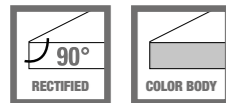


240x120x2 cm
96"x48"x0.8"



0.8"
2 COLOSSEO **BRESSA**
cm

000292



240x120x2 cm
96"x48"x0.8"



0.8"
2 COLOSSEO **PORFIDO LAVIS**
cm

000298



240x120x2 cm
96"x48"x0.8"



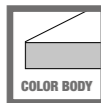
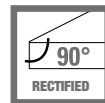
0.8"
2 cm

COLOSSEO LUSERNA BAGNOLO

000300



R11



240x120x2 cm
96"x48"x0.8"



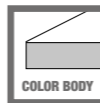
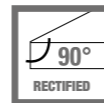
0.8"
2 cm

COLOSSEO TIPOVALS

000296



R11



240x120x2 cm
96"x48"x0.8"



HARDSCAPE® PORCELAIN

0.8"
2
cm



ETNA CAPPUCCINO

HARDSCAPE PORCELAIN® is a versatile and accessible brand in sintered stone, high-end porcelain stoneware, with a contemporary design, dedicated to outdoor spaces. Sober elegance along with technical and tactile surfaces are combined with concrete or neutral tones for a minimal design and for settings characterized by strong contrasts. The brand ensures anti-slip and high-technical performance.

HARDSCAPE PORCELAIN® è un marchio versatile e accessibile in pietra sinterizzata, gres porcellanato di alta qualità, dal design contemporaneo, dedicato agli spazi esterni. Sobria eleganza e superficie tattile molto tecnica da abbinare a look cemento o toni neutri per un design minimal e per ambientazioni caratterizzate da decisi contrasti. Il brand assicura prestazioni antiscivolo e offre elevate prestazioni tecniche.

HARDSCAPE PORCELAIN® ist eine vielseitige und zugängliche Marke aus Feinsteinzeug mit einem zeitgenössischen Design, die sich dem Außenbereich widmet. Nüchterne Eleganz und sehr technische taktile Oberfläche, die mit Beton oder neutralen Tönen für ein minimales Design und für Umgebungen mit starken Kontrasten kombiniert werden kann. Die Marke gewährleistet eine rutschfeste Leistung und bietet eine hohe technische Performance.

HARDSCAPE PORCELAIN® est une marque polyvalente et accessible en grès cérame au design contemporain, dédiée aux espaces extérieurs. Une élégance sobre et une surface tactile très technique à combiner avec des tons béton ou neutres pour un design minimal et pour des environnements caractérisés par de forts contrastes. La marque assure des performances anti glissement et offre des performances techniques élevées.

90x90x2 cm

36"x36"x0.8"

60x90x2 cm

24"x36"x0.8"

60x60x2 cm

24"x24"x0.8"

40x80x2 cm

16"x32"x0.8"

40x120x2 cm

16"x48"x0.8"

40x180x2 cm

16"x72"x0.8"

80x180x2 cm


32"x72"x0.8"

60x120x2 cm

24"x48"x0.8"

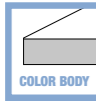
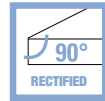
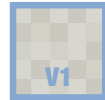
120x120x2 cm

48"x48"x0.8"



0.8"
2 PORTLAND ICE

HARDSCAPE®
PORCELAIN



000845

000882

000815


000839

40x180x2 cm
16"x72"x0.8"

60x90x2 cm
24"x36"x0.8"

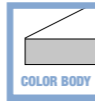
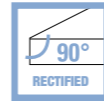

120x120x2 cm
48"x48"x0.8"

80x180x2 cm
32"x72"x0.8"



0.8"
2 PORTLAND LONDRA

HARDSCAPE®
PORCELAIN



000846

000883

000816

000840

40x180x2 cm
16"x72"x0.8"

60x90x2 cm
24"x36"x0.8"

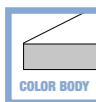
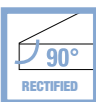

120x120x2 cm
48"x48"x0.8"

80x180x2 cm
32"x72"x0.8"



0.8"
2 PORTLAND PLATA
cm

HARDSCAPE®
PORCELAIN



000847

000884

000817

000841

40x180x2 cm
16"x72"x0.8"

60x90x2 cm
24"x36"x0.8"

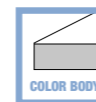
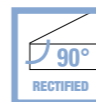

120x120x2 cm
48"x48"x0.8"

80x180x2 cm
32"x72"x0.8"



0.8"
2 PORTLAND NIGHT
cm

HARDSCAPE®
PORCELAIN



000848

000885

000818


000842

40x180x2 cm
16"x72"x0.8"

60x90x2 cm
24"x36"x0.8"

120x120x2 cm
48"x48"x0.8"

80x180x2 cm
32"x72"x0.8"

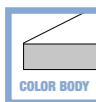
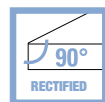


0.8"
2 cm
ETNA CAPPUCCINO

HARDSCAPE®
PORCELAIN




R11




000229

60x60x2 cm
24"x24"x0.8"



000226

40x80x2 cm
16"x32"x0.8"

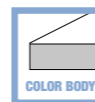
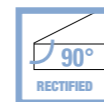


0.8"
2 cm
ETNA LIGHT GREY

HARDSCAPE®
PORCELAIN




R11



000230

60x60x2 cm
24"x24"x0.8"




000227

40x80x2 cm
16"x32"x0.8"

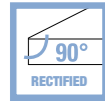


0.8"
2 cm
ETNA DARK GREY

HARDSCAPE®
PORCELAIN



R11



COLOR BODY

000231



60x60x2 cm
24"x24"x0.8"

000228




40x80x2 cm
16"x32"x0.8"



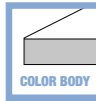
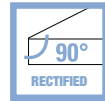
ETNA DARK GREY

0.8"
2 ALPI MATTERHORN

HARDSCAPE®
PORCELAIN



R11




000627
60x60x2 cm
24"x24"x0.8"

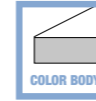
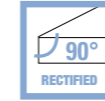


0.8"
2 PIETRA DI VALS SILVER

HARDSCAPE®
PORCELAIN



R11




000329
40x80x2 cm
16"x32"x0.8"



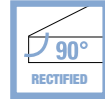
0.8"
2
cm

PIETRA DI VALS ANTRAZYT

HARDSCAPE®
PORCELAIN



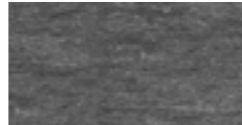


R11



000401

40x80x2 cm
16"x32"x0.8"



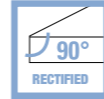
0.8"
2
cm

PIETRA DI VALS CLOUD

HARDSCAPE®
PORCELAIN




R11




000328

40x80x2 cm
16"x32"x0.8"

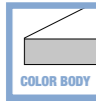
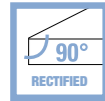


0.8"
2 cm
PIETRA DI VALS **BEIGE**


HARDSCAPE®
PORCELAIN



R11



000397
40x80x2 cm
16"x32"x0.8"

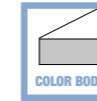
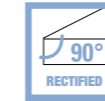


0.8"
2 cm
MODENA **GREY**

HARDSCAPE®
PORCELAIN



R11

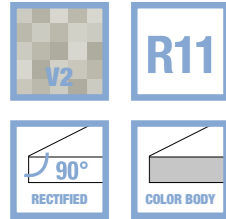


000399
40x80x2 cm
16"x32"x0.8"



0.8"
2 MODENA BEIGE
cm

HARDSCAPE®
PORCELAIN

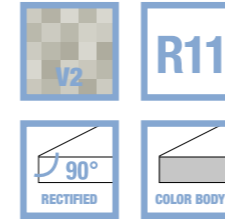


000398
40x80x2 cm
16"x32"x0.8"



0.8"
2 MODENA ANTRAZYT
cm

HARDSCAPE®
PORCELAIN




000400
40x80x2 cm
16"x32"x0.8"

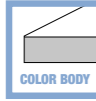
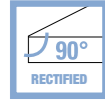


0.8"
2 DOLOMITI **BEIGE**
cm


HARDSCAPE®
PORCELAIN



R11




000468
40x80x2 cm
16"x32"x0.8"

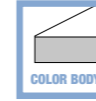
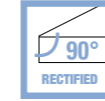


0.8"
2 DOLOMITI **GRIGIO**
cm


HARDSCAPE®
PORCELAIN



R11




000198
40x80x2 cm
16"x32"x0.8"

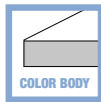
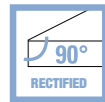


0.8"
2 DOLOMITI **NERO**
cm




HARDSCAPE®
PORCELAIN



R11



000197
40x80x2 cm
16"x32"x0.8"

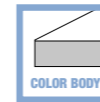
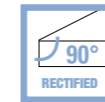


0.8"
2 DOLOMITI **SENAPE**
cm


HARDSCAPE®
PORCELAIN



R11




000199
40x80x2 cm
16"x32"x0.8"



0.8"
2
cm

CEMENTO DOLOMITI COTTO

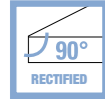
HARDSCAPE®
PORCELAIN



R11

900275

60x60x2 cm
24"x24"x0.8"



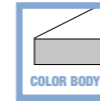
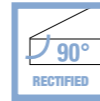



CEMENTO TAUPE

0.8"
cm

2 CEMENTO TAUPE

HARDSCAPE®
PORCELAIN




000209

60x60x2 cm
24"x24"x0.8"

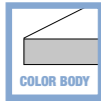
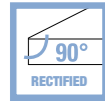


0.8"
2 cm CEMENTO SMOKE

HARDSCAPE®
PORCELAIN



R11




000210

60x60x2 cm
24"x24"x0.8"

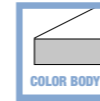
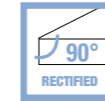


0.8"
2 cm CEMENTO BLACK

HARDSCAPE®
PORCELAIN



R11




000211

60x60x2 cm
24"x24"x0.8"

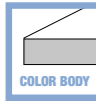
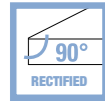


0.8"
2 cm GRAFFITI **NERO**

HARDSCAPE®
PORCELAIN





R10




000366

60x60x2 cm
24"x24"x0.8"

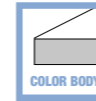


0.8"
2 cm GRAFFITI **GRIGIO**

HARDSCAPE®
PORCELAIN





R10




000367

60x60x2 cm
24"x24"x0.8"

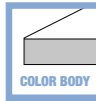
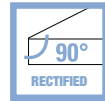


0.8"
2 cm CERVINO GREY

HARDSCAPE®
PORCELAIN



R11




000216
40x120x2 cm
16"x48"x0.8"

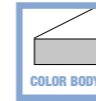
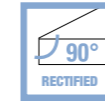


0.8"
2 cm CERVINO DARK

HARDSCAPE®
PORCELAIN



R11




000217
40x120x2 cm
16"x48"x0.8"

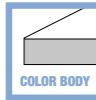
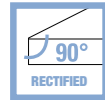


0.8"
2 cm CERVINO **BEIGE**

HARDSCAPE®
PORCELAIN



R11




000215
40x120x2 cm
16"x48"x0.8"

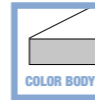
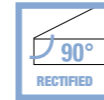


0.8"
2 cm MONVISO **LIMESTONE YELLOW**

HARDSCAPE®
PORCELAIN



R11



000236
60x90x2 cm
24"x36"x0.8"





MONVISO MULTICOLOR

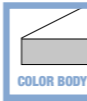
0.8"
2
cm

MONVISO MULTICOLOR

HARDSCAPE®
PORCELAIN




R11



000235

60x90x2 cm
24"x36"x0.8"



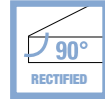
HARDSCAPE PORCELAIN

0.8"
2 MONVISO GREY
cm

HARDSCAPE®
PORCELAIN



R11



000238

60x90x2 cm
24"x36"x0.8"

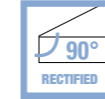


0.8"
2 MONVISO FOSSIL
cm

HARDSCAPE®
PORCELAIN




R11



000237

60x90x2 cm
24"x36"x0.8"



HARDSCAPE PORCELAIN

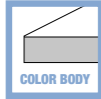
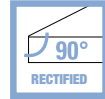
0.8"
2
cm

MONVISO YORKSTONE

HARDSCAPE®
PORCELAIN



R11



000779



60x90x2 cm
24"x36"x0.8"





SERENA STONE GREY

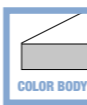
0.8"
cm

SERENA STONE GREY

HARDSCAPE®
PORCELAIN



R11



000693


60x90x2 cm
24"x36"x0.8"



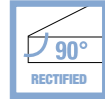
0.8"
2
cm

SERENA STONE ANTRACITE

HARDSCAPE®
PORCELAIN



R11



000694

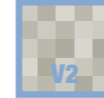
60x90x2 cm
24"x36"x0.8"



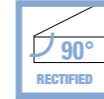
0.8"
2
cm

SERENA STONE BEIGE

HARDSCAPE®
PORCELAIN



R11




000692

60x90x2 cm
24"x36"x0.8"

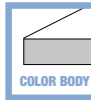
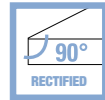


0.8"
2 cm TOTAL **STONE GRAFITE**

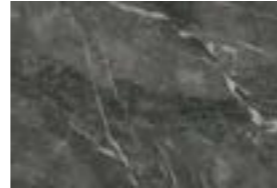
HARDSCAPE®
PORCELAIN





R11



000696




60x90x2 cm
24"x36"x0.8"

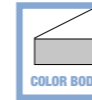
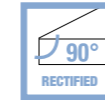


0.8"
2 cm TOTAL **STONE AVORIO**

HARDSCAPE®
PORCELAIN



R11



000697




60x90x2 cm
24"x36"x0.8"



0.8"
2 cm TOTAL **STONE GRIGIO**

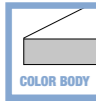
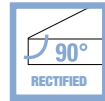
HARDSCAPE®
PORCELAIN



R11

000695

60x90x2 cm
24"x36"x0.8"




TOTAL STONE GRIGIO

0.8"
2
cm

METALLICO CORTEN RUST

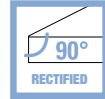
HARDSCAPE®
PORCELAIN



R11

000540


60x120x2 cm
24"x48"x0.8"



0.8"
2
cm

METALLICO BLACK



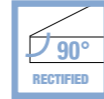
HARDSCAPE®
PORCELAIN



R11

000541

60x120x2 cm
24"x48"x0.8"

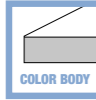
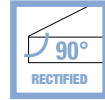


0.8"
2 METALLICO DARK SOUL

HARDSCAPE®
PORCELAIN





R11




000543

60x120x2 cm
24"x48"x0.8"

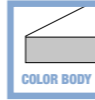
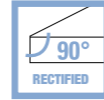


0.8"
2 METALLICO LONDON GREY

HARDSCAPE®
PORCELAIN





R11



000542

60x120x2 cm
24"x48"x0.8"

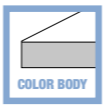
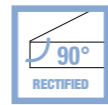





TEGEL BLACK


0.8"
cm **2** TEGEL **BLACK**

HARDSCAPE®
PORCELAIN




000332

90x90x2 cm
36"x36"x0.8"

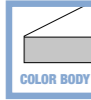
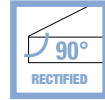


0.8"
cm **2** TEGEL MOON

HARDSCAPE®
PORCELAIN



R11



000331



90x90x2 cm
36"x36"x0.8"

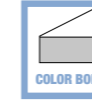


0.8"
cm **2** TEGEL MOON DECORO

HARDSCAPE®
PORCELAIN



R11



000364




90x90x2 cm
36"x36"x0.8"

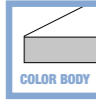
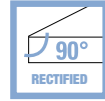


0.8"
2 cm
TEGEL ANTICO BIANCO


HARDSCAPE®
PORCELAIN




R11



000338




90x90x2 cm
36"x36"x0.8"

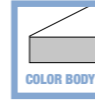
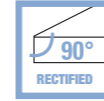


0.8"
2 cm
TEGEL NOCCIOLA

HARDSCAPE®
PORCELAIN




R11



000330



90x90x2 cm
36"x36"x0.8"





HARENA HOLZ GRIGIO

OUTDOOR WOOD 2 CM, the only brand in high thick sintered stone, high-end porcelain stoneware, entirely dedicated to the reproduction of wood. Finishes designed with attention to detail for reproducing the most authentic and essential touch of wood for any purpose, ensure unparalleled style authenticity along with technical, practical and functional performance which belongs to sintered stone.

OUTDOOR WOOD 2 CM, l'unico marchio in pietra sinterizzata, gres porcellanato di alta qualità, ad alto spessore interamente dedicato alla riproduzione del legno. Finiture curate nei minimi dettagli per riprodurre il sapore più autentico ed essenziale del legno per qualsiasi destinazione d'uso, assicurando un'autenticità di stile impareggiabile e le prestazioni tecniche, pratiche e funzionali che appartengono alla pietra sinterizzata.

OUTDOOR WOOD 2 CM, die einzige Marke für Feinsteinzeug in 2 Stärken, die sich ausschließlich der Reproduktion von Holz widmet. Mit Liebe zum Detail, um den authentischsten und wesentlichsten Holzgeschmack für jeden Zweck zu reproduzieren, wobei eine unvergleichliche Stilechtheit und die technischen, praktischen und funktionellen Leistungen, die zu Sintergestein gehören, gewährleistet werden.

OUTDOOR WOOD 2 CM, la seule marque du grès cérame de haute épaisseur entièrement dédiée au reproduction du bois. Finit avec une attention aux moindres détails pour reproduire le goût le plus authentique et essentielle de la bois pour tout usage prévu, garantissant une authenticité de style inégalée et les performances techniques, pratiques et fonctionnelles qui appartiennent à le grès cérame.


60x60x2 cm
24"x24"x0.8"

40x80x2 cm
16"x32"x0.8"

40x120x2 cm
16"x48"x0.8"

40x180x2 cm
16"x72"x0.8"

80x180x2 cm
32"x72"x0.8"



FORESTA GRIGIO

HARENA HOLZ NOCE

FORESTA CHIARO

BOSCO TABULA CHIARA

SELVA AMAZZONIA

SELVA TONGASS

HARENA HOLZ MARRONE

LONG ROVERE

BOSCO TABULA MEDIA

FORESTA SCURO

BOSCO TABULA SCURA

SELVA BORNEO

VINTAGE BROWN

VINTAGE DUNKEL

LONG FUMÉE

HARENA HOLZ GRIGIO


VINTAGE HELL



HARENA HOLZ NOCE



HARENA HOLZ GRIGIO



HARENA HOLZ MARRONE

0.8"
2 LONG **FUMÉE**
cm




000844



000850
40x180x2 cm
16"x72"x0.8"



80x180x2 cm
32"x72"x0.8"



0.8"
2 LONG **ROVERE**
cm



000843



000849
40x180x2 cm
16"x72"x0.8"



80x180x2 cm
32"x72"x0.8"




0.8"
2 cm HARENA **HOLZ NOCE**

OUTDOOR
WOOD 2CM



R11

000223

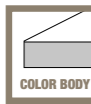
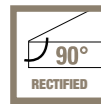


60x60x2 cm
24"x24"x0.8"

010402



40x120x2 cm
16"x48"x0.8"

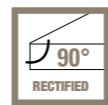





HARENA HOLZ MARRONE

0.8"
cm

HARENA HOLZ MARRONE



010602
40x120x2 cm
16"x48"x0.8"



Formati da 1 cm R10 nella sezione COMBINE Indoor & Outdoor \ Sizes of 1 cm (0.4") R10 in the COMBINE Indoor & Outdoor section \ Talles de 1 cm R10 dans la section COMBINE Indoor & Outdoor \ Verfügbare Größen von 1 cm R10 im Bereich COMBINE Indoor & Outdoor

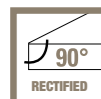
OUTDOOR WOOD 2 CM

0.8"
2 cm HARENA **HOLZ GRIGIO**

OUTDOOR
WOOD 2CM



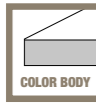
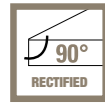
R11



010502
40x120x2 cm
16"x48"x0.8"



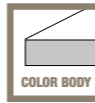
0.8"
2 FORESTA CHIARO
cm



000203
40x80x2 cm
16"x32"x0.8"



0.8"
2 FORESTA GRIGIO
cm



000205
40x80x2 cm
16"x32"x0.8"

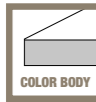


0.8"
2 FORESTA SCURO
cm

OUTDOOR
WOOD 2CM



R11



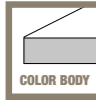
000204
40x80x2 cm
16"x32"x0.8"



0.8"
2 cm BOSCO **TABULA CHIARA**




R11



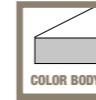
000233
40x80x2 cm
16"x32"x0.8"



0.8"
2 cm BOSCO **TABULA MEDIA**



R11



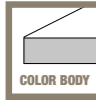
000232
40x80x2 cm
16"x32"x0.8"



0.8"
2 BOSCO **TABULA SCURA**
cm



R11



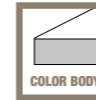
000234
40x80x2 cm
16"x32"x0.8"



0.8"
2 SELVA **BORNEO**
cm



R11



000206
40x120x2 cm
16"x48"x0.8"

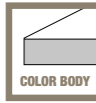
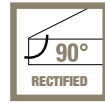


0.8"
2 SELVA TONGASS
cm

OUTDOOR
WOOD 2CM



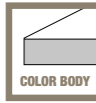
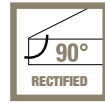
R11



000207
40x120x2 cm
16"x48"x0.8"



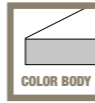
0.8"
2 cm SELVA **AMAZZONIA**




000208
40x120x2 cm
16"x48"x0.8"



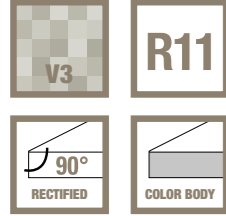
0.8"
2 cm VINTAGE **HELL**



000218
40x120x2 cm
16"x48"x0.8"



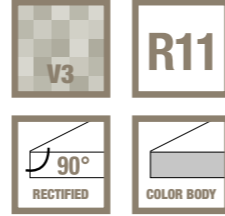
0.8"
2 VINTAGE BROWN
cm



000219
40x120x2 cm
16"x48"x0.8"



0.8"
2 VINTAGE DUNKEL
cm



000220
40x120x2 cm
16"x48"x0.8"





PASSO GIAPPONESE HOLZ GRIGIO


Versatility and contemporary taste for residential contexts. STONE GRES® is a sintered stone, high-end porcelain stoneware, brand dedicated entirely to gardening and D-I-Y. The proposal not only includes stepping stones of various shapes and colors, but also slabs with an antique look that imitate natural stone in veining and shape. The collection also includes the first cobblestone in sintered stone, a unique product suitable for both residential and public projects.

Versatilità e gusto contemporaneo per contesti residenziali. STONE GRES® è un marchio in pietra sinterizzata, gres porcellanato di alta qualità, dedicato interamente al giardinaggio e il fai-da-te. La proposta comprende camminamenti di varie forme e colori, ma anche lastre dall'aspetto anticato che imitano la pietra nelle venature ma anche nella forma. La collezione si estende inoltre a presentare il primo sanpietrino in pietra sinterizzata, un prodotto unico adatto per progetti residenziali ma anche pubblici.

Vielseitigkeit und zeitgenössischer Geschmack für Wohnkontexte. STONE GRES® ist eine Marke für Feinsteinzeug die sich ganz dem Gartenbau und dem Heimwerken widmet. Der Vorschlag umfasst nicht nur Trittsteine in verschiedenen Formen und Farben, sondern auch Platten mit antikem Aussehen, die in ihrer Aderung, aber auch in ihrer Form Stein imitieren. Die Sammlung umfasst auch den ersten Pflasterstein aus Feinsteinzeug, ein einzigartiges Produkt, das sich sowohl für private als auch öffentliche Projekte eignet.

Polyvalence et goût contemporain pour les contextes résidentiels. STONE GRES® est une marque de grès cérame entièrement dédiée au jardinage et au bricolage. La proposition comprend des passerelles de différentes formes et couleurs, mais aussi des dalles d'aspect antique qui imitent la pierre dans les veines mais aussi dans la forme. La collection s'étend également pour présenter le premier pavé en grès cérame, un produit unique adapté aux projets résidentiels mais aussi publics.

60x60x2 cm 24"x24"x0.8"	40x60x2 cm 16"x24"x0.8"	40x80x2 cm 16"x32"x0.8"	Ø 42-36x2 cm Ø 16"-14"x0.8"	Ø 60-52x2 cm Ø 24"-20"x0.8"	10x10x5 cm 4"x4"x2"
10x20x5 cm 4"x8"x2"	20x20x5 cm 8"x8"x2"	20x40x5 cm 8"x16"x2"	40x60x5 cm 16"x24"x2"	60x60x5 cm 24"x24"x2"	10x10x6,5 cm 16"x32"x2.6"

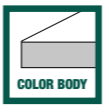





CUBETTI LUSERNA

0.8"
cm

CUBETTI LUSERNA



000368 LUSERNA



60x60x2 cm
24"x24"x0.8"

000369 ROSONE CARRARA/LUSERNA



60x60x2 cm
24"x24"x0.8"

000370 VENTAGLIO LUSERNA



60x60x2 cm
24"x24"x0.8"



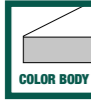
0.8"
2
cm

CUBETTI PORFIDO GRIGIO

STONEGRES



R11



000374


PORFIDO GRIGIO



60x60x2 cm
24"x24"x0.8"

ROSONE CARRARA/GRIGIO

000375



60x60x2 cm
24"x24"x0.8"

VENTAGLIO PORFIDO GRIGIO

000376




60x60x2 cm
24"x24"x0.8"



0.8"
2
cm

CUBETTI PORFIDO MARRONE

STONEGRES




R11



000371

PORFIDO MARRONE



60x60x2 cm
24"x24"x0.8"

ROSONE CARRARA/MARRONE

000372



60x60x2 cm
24"x24"x0.8"

VENTAGLIO PORFIDO MARRONE

000373



60x60x2 cm
24"x24"x0.8"





WAVY EDGES SLABS

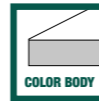

LASTRE DAI BORDI ANTICATI

PLATTEN MIT ANTIK AUSSEHENDEN KANTEN

DALLES AVEC DES BORDURES ANTIQUE

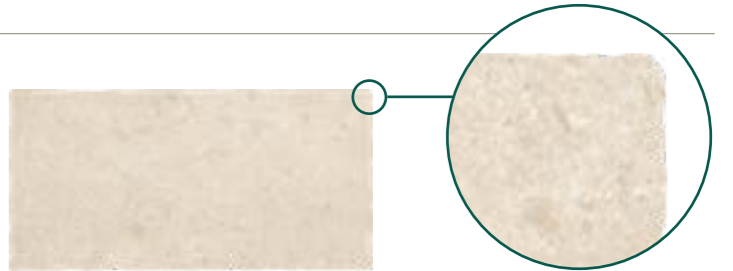


2 ANTICATO CREMA



000703
40x80x2 cm
16"x32"x0.8"

STONEGRES



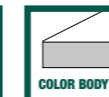


WAVY EDGES SLABS

LASTRE DAI BORDI ANTICATI
PLATTEN MIT ANTIK AUSSEHENDEN KANTEN
DALLES AVEC DES BORDURES ANTIQUE





0.8"
cm



ANTICATO BELGISCH GRANIT

STONEGRES

900274
40x80x2 cm
16"x32"x0.8"





WAVY EDGES SLABS

LASTRE DAI BORDI ANTICATI
PLATTEN MIT ANTIK AUSSEHENDEN KANTEN
DALLES AVEC DES BORDURES ANTIQUE



2 ANTICATO QUARZITE MIX

STONEGRES



900273
40x80x2 cm
16"x32"x0.8"





SINTERED STONE HEXAGONS

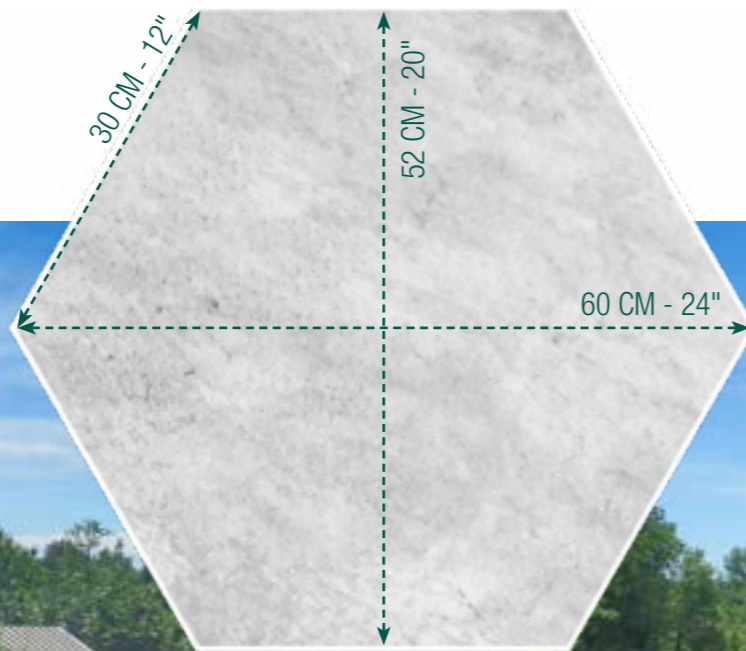
ESAGONI IN PIETRA SINTERIZZATA

HEXAGONE AUS FEINSTEINZEUG

HEXAGONES EN GRÈS CÉRAME



ESAGONO QUARZITE BIANCA, BASALTO, GRIGIONI



0.8
cm

ESAGONO CAPPUCCINO

STONEGRES



000383

Ø 60-52x2 cm
24"-20"x0.8"

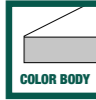


0.8"
2 ESAGONO GRIGIONI
cm

STONEGRES




R11




000384

Ø 60-52x2 cm
24"-20"x0.8"



0.8"
2 ESAGONO BASALTO
cm

STONEGRES




R11



000379


Ø 60-52x2 cm
24"-20"x0.8"



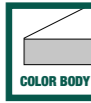
0.8"
2
cm

ESAGONO QUARZITE BIANCA

STONEGRES




R11



000378

Ø 60-52x2 cm
24"-20"x0.8"



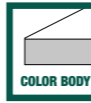
0.8"
2
cm

ESAGONO FORESTA CHIARO

STONEGRES



R11



000387


Ø 60-52x2 cm
24"-20"x0.8"





SINTERED STONE STEPPING STONES

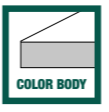

PASSI GIAPPONESI IN PIETRA SINTERIZZATA
 TRITTPLATTEN AUS FEINSTEINZEUG
 PAS JAPONAIS EN GRÈS CÉRAME



PASSO GIAPPONESE ARDESIA

0.8"
 cm

PASSO GIAPPONESE BARGE




000279

Ø 42-36x2 cm
 16"-14"x0.8"



0.8"
2
cm

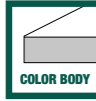
PASSO GIAPPONESE GRIGIONI



R11

000278

Ø 42-36x2 cm
16"-14"x0.8"



0.8"
2
cm

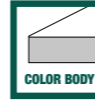
PASSO GIAPPONESE ARDESIA



R11

000280

Ø 42-36x2 cm
16"-14"x0.8"



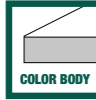
0.8"
2
cm

PASSO GIAPPONESE DARK GREY

STONEGRES



R11




000380SL

Ø 42-36x2 cm
16"-14"x0.8"



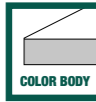
0.8"
2 cm
PASSO GIAPPONESE **HOLZ MARRONE** ®STONEGRES



R11

000276

Ø 42-36x2 cm
16"-14"x0.8"



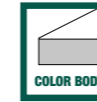
0.8"
2 cm
PASSO GIAPPONESE **HOLZ GRIGIO** ®STONEGRES



R11

000277

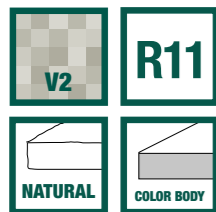
Ø 42-36x2 cm
16"-14"x0.8"






ANTIQUUS VANILLA

000796

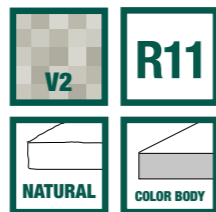


40x60x2 cm
16"x24"x0.8"




ANTIQUUS GRIS

000797

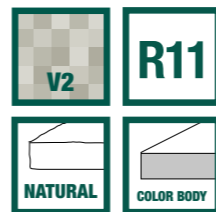


40x60x2 cm
16"x24"x0.8"



ANTIQUUS CARBONIO

000798



40x60x2 cm
16"x24"x0.8"



ANTIQUUS GRIS

THE ONLY SINTERED STONE INTERLOCKING PAVERS

L'UNICA PAVIMENTAZIONE AUTOBLOCCANTE IN PIETRA SINTERIZZATA

DAS EINZIGE INEINANDERGREIFENDE PFLASTER AUS FEINSTEINZEUG

PAVAGE AUTOBLOQUANT EXCLUSIF EN GRÈS CÉRAME



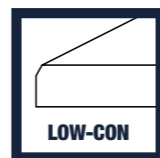

PAVÈ 5 CM GRIGIONI

5²
cm PAVÉ

THE ONLY 5 CM SINTERED STONE INTERLOCKING PAVERS

L'UNICA PAVIMENTAZIONE AUTOBLOCCANTE IN PIETRA SINTERIZZATA 5 CM
DAS EINZIGE INEINANDERGREIFENDE PFLASTER AUS 5 CM FEINSTEINZEUG
PAVÉ EXCLUSIF AUTOBLOQUANT EN GRÈS CÉRAME 5 CM

STONEGRES



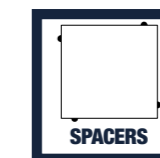

60x60 cm 24"x24"	40x60 cm 16"x24"	20x40 cm 8"x16"
----------------------------	----------------------------	---------------------------

The slabs are rectified before burning on part of the thickness in order to lower the conicity typical of unrectified slabs.

Le lastre vengono rettificate a crudo su parte dello spessore al fine di ridurre la conicità tipica delle lastre non rettificate.

Die Platten werden vor dem Brennen auf einen Teil der Höhe rektifiziert um bessere Eigenschaften wie bei der Naturkante zu haben.

Les dalles sont rectifiées sur une partie de l'épaisseur avant la cuisson pour réduire leur valeur typique de conicité.



20x20 cm 8"x8"	10x20 cm 4"x8"	10x10 cm 4"x4"
--------------------------	--------------------------	--------------------------

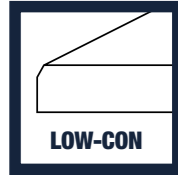
The slabs include spacers that guarantee joints thickness and reduce laying times.

Le lastre includono distanziali ideati per garantire la fuga costante e ridurre i tempi di posa.


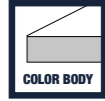
Das Pflaster hat Abstandshalter, die den Fugenabstand garantieren. Das verkürzt die Verlegezeit sehr.

Les dalles contiennent des entretoises conçues pour assurer des jointures uniformes et réduire le temps d'installation.

5 cm 2" PAVÉ BASALTO




R11




000713
60x60x5 cm
24"x24"x2"



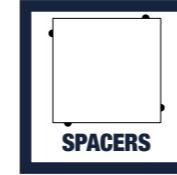
000736
40x60x5 cm
16"x24"x2"



000735
20x40x5 cm
8"x16"x2"



5 cm 2" PAVÉ BASALTO



R11




000821
20x20x5 cm
8"x8"x2"



000820
10x20x5 cm
4"x8"x2"

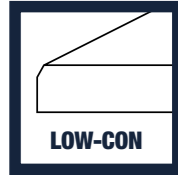


000819
10x10x5 cm
4"x4"x2"


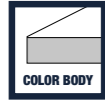


5 cm 2" PAVÉ PORFIDO ROSSO


STONEGRES



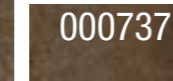
R11




000739
60x60x5 cm
24"x24"x2"



000738
40x60x5 cm
16"x24"x2"




000737
20x40x5 cm
8"x16"x2"

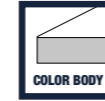


5 cm 2" PAVÉ PORFIDO ROSSO

STONEGRES



R11



000824
20x20x5 cm
8"x8"x2"



000823
10x20x5 cm
4"x8"x2"

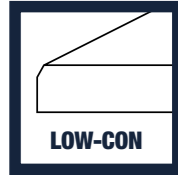


000822
10x10x5 cm
4"x4"x2"

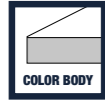


5^{2"}
cm PAVÉ TIROLO

®STONEGRES



R11



000742
60x60x5 cm
24"x24"x2"



000741
40x60x5 cm
16"x24"x2"




000740
20x40x5 cm
8"x16"x2"

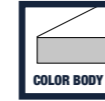


5^{2"}
cm PAVÉ TIROLO

®STONEGRES



R11



000827
20x20x5 cm
8"x8"x2"



000826
10x20x5 cm
4"x8"x2"

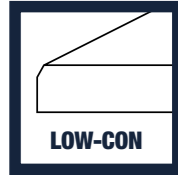


000825
10x10x5 cm
4"x4"x2"


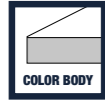


5 cm 2" PAVÉ LAVICA SAND


STONEGRES




R11



60x60x5 cm
24"x24"x2"



40x60x5 cm
16"x24"x2"




20x40x5 cm
8"x16"x2"



5 cm 2" PAVÉ LAVICA SAND

STONEGRES



R11



20x20x5 cm
8"x8"x2"



10x20x5 cm
4"x8"x2"

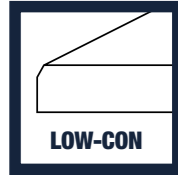


10x10x5 cm
4"x4"x2"


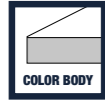


5 cm 2" PAVÉ LAVICA GRIGIA

STONEGRES




R11



000748
60x60x5 cm
24"x24"x2"



000747
40x60x5 cm
16"x24"x2"

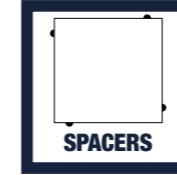


000746
20x40x5 cm
8"x16"x2"

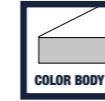


5 cm 2" PAVÉ LAVICA GRIGIA

STONEGRES



R11



000833
20x20x5 cm
8"x8"x2"



000832
10x20x5 cm
4"x8"x2"

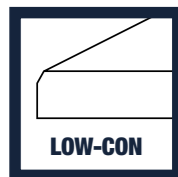


000831
10x10x5 cm
4"x4"x2"

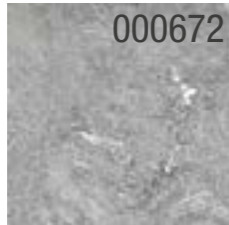
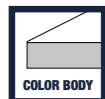


5²cm PAVÉ GRIGIONI

STONEGRES




R11




000672
60x60x5 cm
24"x24"x2"



000671
40x60x5 cm
16"x24"x2"



000670
20x40x5 cm
8"x16"x2"



UNIVERSALE

THE 5 CM COPING WITH 3 PRINTED SIDES, THE SURFACE AND TWO LONG SIDES

LA COPERTINA IN 5 CM CON 3 LATI STAMPATI, LA SUPERFICIE E DUE LATI LUNGI

DIE 5 CM KERAMIK MIT 3 BEDRUCKTEN SEITEN, DIE OBERSEITE UND BEIDE LÄNGSSEITEN

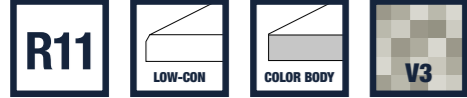
LA COUVERTINE 5 CM IMPRIMÉE SUR 3 FACES: LA SURFACE ET SUR LES 2 CÔTÉS LONGS

UNIVERSALE GRIGIONI

5 cm

UNIVERSALE GRIGIONI

STONEGRES



000712



40x60x5 cm
16"x24"x2"

000749



20x40x5 cm
8"x16"x2"

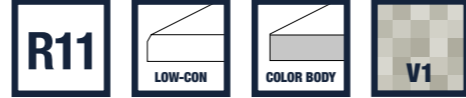
3 SIDES PRINTED
STAMPATO SU 3 LATI
3 SEITEN BEDRUCKT
IMPRIMÉ SUR LES 3 CÔTÉS



5 cm

UNIVERSALE BASALTO

STONEGRES



000759



40x60x5 cm
16"x24"x2"

000758



20x40x5 cm
8"x16"x2"

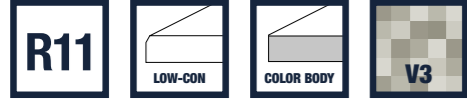
3 SIDES PRINTED
STAMPATO SU 3 LATI
3 SEITEN BEDRUCKT
IMPRIMÉ SUR LES 3 CÔTÉS



5 cm

UNIVERSALE PORFIDO ROSSO

STONEGRES



000751



40x60x5 cm
16"x24"x2"

000750



20x40x5 cm
8"x16"x2"

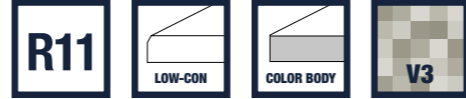
3 SIDES PRINTED
STAMPATO SU 3 LATI
3 SEITEN BEDRUCKT
IMPRIMÉ SUR LES 3 CÔTÉS



5 cm

UNIVERSALE TIROLO

STONEGRES



000753



40x60x5 cm
16"x24"x2"

000752



20x40x5 cm
8"x16"x2"

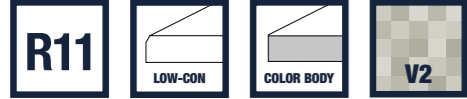
3 SIDES PRINTED
STAMPATO SU 3 LATI
3 SEITEN BEDRUCKT
IMPRIMÉ SUR LES 3 CÔTÉS



5 cm

UNIVERSALE LAVICA SAND

STONEGRES



000755



40x60x5 cm
16"x24"x2"

000754



20x40x5 cm
8"x16"x2"

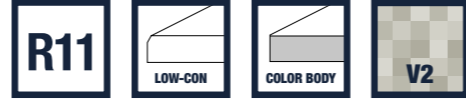
3 SIDES PRINTED
STAMPATO SU 3 LATI
3 SEITEN BEDRUCKT
IMPRIMÉ SUR LES 3 CÔTÉS



5 cm

UNIVERSALE LAVICA GRIGIA

STONEGRES




000757



40x60x5 cm
16"x24"x2"

000756




20x40x5 cm
8"x16"x2"

3 SIDES PRINTED
STAMPATO SU 3 LATI
3 SEITEN BEDRUCKT
IMPRIMÉ SUR LES 3 CÔTÉS



THE ONLY SINTERED STONE COBBLESTONE

L'UNICO SANPIETRINO IN PIETRA SINTERIZZATA
DER EINZIGE FEINSTEINZEUG PFLASTERSTEIN
LE SEUL PAVÉ EN GRÈS CÉRAME


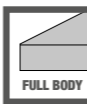


6 cm PAVÉ NERO



000415

10x10x6,5 cm
4"x4"x2.6"


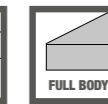


PAVÉ GRIGIO



000488

10x10x6,5 cm
4"x4"x2.6"



SUPER HARD KERAMIK 3 CM

1.2"
3
cm



ZERMATT CHIARO

SUPER HARD KERAMIK 3 CM is the extremely robust outdoor paving designed to be durable over time. Drive-over even if laid dry on gravel or sand. Ideal to be laid on floating paving systems using a minimum number of pedestals, both in public contexts and private, ensuring greater safety compared to thinner paving. 3 cm (1.2") high-end porcelain stoneware choice is the union of functional and aesthetic needs.

SUPER HARD KERAMIK 3 CM è la pavimentazione per esterni estremamente robusta, progettata per essere resistente nel tempo. Carrabile anche se posato a secco su ghiaia o sabbia. Ideale per essere posata su terrazze galleggianti mediante l'utilizzo di un minor numero di piedini, sia in contesti pubblici che privati, garantendo inoltre una maggiore sicurezza rispetto agli spessori inferiori. La scelta del gres porcellanato di alta qualità in 3 cm di spessore è l'incontro di esigenze funzionali ed estetiche.

SUPER HARD KERAMIK 3 CM ist ein extrem robuster Bodenbelag für den Außenbereich, der für eine lange Lebensdauer ausgelegt ist. Kann auch trocken auf Kies oder Sand gelegt werden. Ideal für die Verlegung auf einer schwimmenden Terrasse durch die Verwendung einer geringeren Anzahl von Stelzfüßen, sowohl im öffentlichen als auch im privaten Bereich, was auch eine größere Sicherheit im Vergleich zu geringeren Stärken gewährleistet. Die Wahl des 3 cm starken Hochwertigem Feinsteinzeug, entspricht den funktionellen und ästhetischen Anforderungen.

SUPER HARD KERAMIK 3 CM est le sol d'extérieur extrêmement robuste, conçu pour être résistant dans le temps. Carrossable même s'il est posé à sec sur du gravier ou bien sable. Idéal pour poser sur des terrasses flottantes en utilisant moins de pieds, dans les deux contextes public et privé, garantissant également une plus grande sécurité par rapport aux épaisseurs plus faibles. Le choix du grès cérame de haute qualité de 3 cm répond aux besoins fonctionnels et esthétiques.

15x30x3 cm
6"x12"x1.2"

90x90x3 cm
36"x36"x1.2"

60x60x3 cm
24"x24"x1.2"

40x60x3 cm
16"x24"x1.2"

40x80x3 cm
16"x32"x1.2"

40x120x3 cm
16"x48"x1.2"

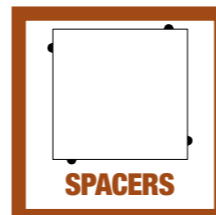





1.2"
3
cm 15X30



THE ONLY 3 CM SINTERED STONE INTERLOCKING PAVERS
 L'UNICA PAVIMENTAZIONE AUTOBLOCCANTE IN PIETRA SINTERIZZATA 3 CM
 DAS EINZIGE INEINANDERGREIFENDE PFLASTER AUS 3 CM FEINSTEINZEUG
 PAVÉ EXCLUSIF AUTOBLOQUANT EN GRES CÉRAME 3 CM




The slabs include spacers that guarantee joints thickness and reduce laying times
 Le lastre includono distanziali ideati per garantire la fuga costante e ridurre i tempi di posa
 Das Pflaster hat Abstandshalter, die den Fugenabstand garantieren. Das verkürzt die Verlegezeit
 Les dalles contiennent des entretoises conçues pour assurer des jointures uniformes et réduire le temps d'installation

1.2"
3
cm

15X30 BASALTO


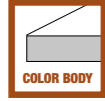
SUPER HARD
KERAMIK 3^{CM}



000874



R11



15x30x3 cm
6"x12"x1.2"




234


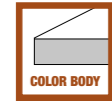
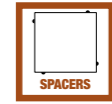
1.2"
3
cm

15X30 PORFIDO

SUPER HARD
KERAMIK 3^{CM}




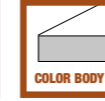
R11



000875



R11



15x30x3 cm
6"x12"x1.2"




235


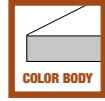
1.2"
3
cm

15X30 SCORI GREY BLUE

SUPER HARD
KERAMIK 3^{cm}



R11



000877


15x30x3 cm
6"x12"x1.2"



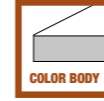
1.2"
3
cm

15X30 LAVICA SAND

SUPER HARD
KERAMIK 3^{cm}



R11



000876


15x30x3 cm
6"x12"x1.2"



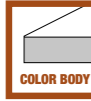
1.2"
3
cm

ZERMATT CHIARO

SUPER HARD
KERAMIK 3



R11



000553SNTRET

40x80x3 cm
16"x32"x1.2"



000493RET


40x120x3 cm
16"x48"x1.2"



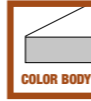
1.2"
3
cm

ZERMATT SCURO

SUPER HARD
KERAMIK 3



R11



000554SNTRET

40x80x3 cm
16"x32"x1.2"



000669RET

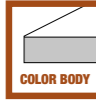
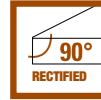

40x120x3 cm
16"x48"x1.2"




1.2"
3
cm

GRANITO DIORITE

SUPER HARD
KERAMIK 3^{cm}



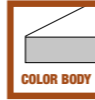
000555RET
40x80x3 cm
16"x32"x1.2"





1.2"
3
cm

GRANITO MONTORFANO

SUPER HARD
KERAMIK 3^{cm}



000556RET
40x80x3 cm
16"x32"x1.2"



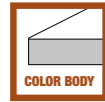
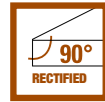
1.2"
3 cm

BLUSTONE DARK

SUPER HARD
KERAMIK 3^{CE}



R11



000245
000245RET




60x60x3 cm
24"x24"x1.2"

000246
000246RET



40x80x3 cm
16"x32"x1.2"



BLUSTONE DARK

1.2"
3
cm

BLUSTONE GREY

SUPER HARD
KERAMIK 3^{cm}



R11

000403RET



90x90x3 cm
36"x36"x1.2"

000248
000248RET

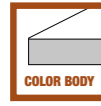
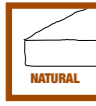



60x60x3 cm
24"x24"x1.2"

000249
000249RET



40x80x3 cm
16"x32"x1.2"



1.2"
3
cm

BLUSTONE BLACK

SUPER HARD
KERAMIK 3^{cm}

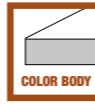


R11

000404RET




90x90x3 cm
36"x36"x1.2"



1.2"
3 cm
SLATE BLACK

SUPER HARD
KERAMIK 3^{cm}



R11

000718RET



80x80x3 cm
32"x32"x1.2"

000250
000250RET

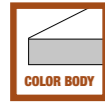
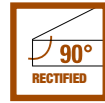


60x60x3 cm
24"x24"x1.2"

000251
000251RET




40x80x3 cm
16"x32"x1.2"



1.2"
3 cm
SLATE GREY

SUPER HARD
KERAMIK 3^{cm}



R11

000719RET



80x80x3 cm
32"x32"x1.2"

000252
000252RET


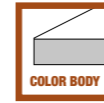


60x60x3 cm
24"x24"x1.2"

000253
000253RET




40x80x3 cm
16"x32"x1.2"

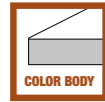
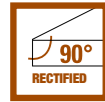


1.2"
3 cm
MINIERA **WHITE**

SUPER HARD
KERAMIK **3** cm




R11



000254
000254RET

60x60x3 cm
24"x24"x1.2"

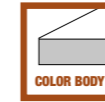
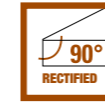


1.2"
3 cm
MINIERA **BLACK**

SUPER HARD
KERAMIK **3** cm




R11



000255
000255RET

60x60x3 cm
24"x24"x1.2"



1.2"
3
cm

CEMENTO SMOKE

SUPER HARD
KERAMIK 3^{cm}



R11

000716RET



80x80x3 cm
32"x32"x1.2"

000243
000243RET


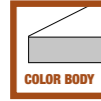
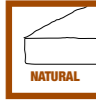


60x60x3 cm
24"x24"x1.2"

000244
000244RET



40x80x3 cm
16"x32"x1.2"



1.2"
3
cm

CEMENTO BLACK

SUPER HARD
KERAMIK 3^{cm}



R11

000717RET




80x80x3 cm
32"x32"x1.2"

000239
000239RET


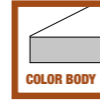


60x60x3 cm
24"x24"x1.2"

000240
000240RET



40x80x3 cm
16"x32"x1.2"

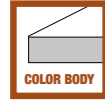
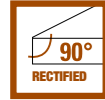


1.2"
3 cm
CEMENTO **TAUPE**

SUPER HARD
KERAMIK **3** cm



R11



000241
000241RET

60x60x3 cm
24"x24"x1.2"



000242
000242RET

40x80x3 cm
16"x32"x1.2"

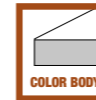


1.2"
3 cm
PIETRA **ANTRAZYT**

SUPER HARD
KERAMIK **3** cm



R11




000258

40x80x3 cm
16"x32"x1.2"

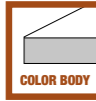


1.2"
3 cm
PIETRA GREY

SUPER HARD
KERAMIK 3^{cm}



R11




000259
40x80x3 cm
16"x32"x1.2"

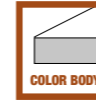


1.2"
3 cm
PIETRA MOKA

SUPER HARD
KERAMIK 3^{cm}



R11

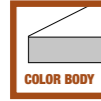
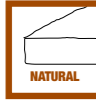
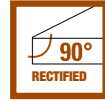



000261
40x80x3 cm
16"x32"x1.2"



1.2"
3 cm
PIETRA OMBRA

SUPER HARD
KERAMIK 3^{SC}



000267



60x60x3 cm
24"x24"x1.2"

000260
000260RET



40x80x3 cm
16"x32"x1.2"



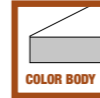



PIETRA GRIGIONI, PIETRA GREY

1,2"
3 cm

PIETRA GRIGIONI

SUPER HARD
KERAMIK 3



000268
000268RET

60x60x3 cm
24"x24"x1.2"




000262

40x80x3 cm
16"x32"x1.2"

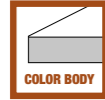
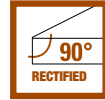


1.2"
3 cm
PIETRA BARGE


SUPER HARD
KERAMIK 3^{cm}



R11



000269
000269RET



60x60x3 cm
24"x24"x1.2"

000263

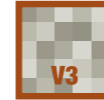


40x80x3 cm
16"x32"x1.2"

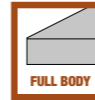


1.2"
3 cm
PIETRA TIPOVALS

SUPER HARD
KERAMIK 3^{cm}



R11



010105



40x60x3 cm
16"x24"x1.2"

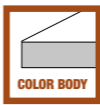





PIETRA MOON


1.2"
3 cm
PIETRA MOON

SUPER HARD
KERAMIK 3



000350RET


90x90x3 cm
36"x36"x1.2"



1.2"
3
cm

PIETRA BASALTO

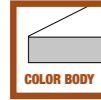
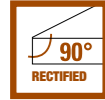
SUPER HARD
KERAMIK 3^{cm}




000353RET



90x90x3 cm
36"x36"x1.2"




000256
000256RET



60x60x3 cm
24"x24"x1.2"

000257
000257RET



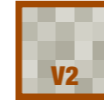
40x80x3 cm
16"x32"x1.2"



1.2"
3
cm

PIETRA ANTICO BIANCO

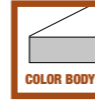
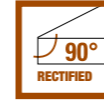
SUPER HARD
KERAMIK 3^{cm}



000352RET

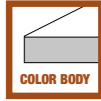
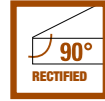



90x90x3 cm
36"x36"x1.2"



1.2"
3 cm
PIETRA **BLACK**

SUPER HARD
KERAMIK **3** cm



000349RET

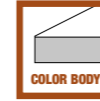
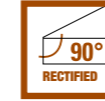


90x90x3 cm
36"x36"x1.2"



1.2"
3 cm
PIETRA **NOCCIOLA**

SUPER HARD
KERAMIK **3** cm



000351RET

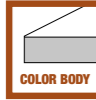
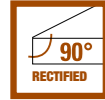



90x90x3 cm
36"x36"x1.2"




1.2"
3 cm
BASIC **BERGAMO**

SUPER HARD
KERAMIK **3** cm




000405RET

90x90x3 cm
36"x36"x1.2"



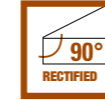

000408RET

60x60x3 cm
24"x24"x1.2"



1.2"
3 cm
BASIC **GINEVRA**

SUPER HARD
KERAMIK **3** cm




000407RET

90x90x3 cm
36"x36"x1.2"



000410RET

60x60x3 cm
24"x24"x1.2"

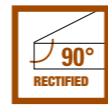




BASIC AMALFI

1.2"
3 cm
BASIC AMALFI

SUPER HARD
KERAMIK 3 CM



000406RET

90x90x3 cm
36"x36"x1.2"




000409RET

60x60x3 cm
24"x24"x1.2"

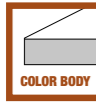
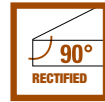


1.2"
3 cm
BASIC AVIGNONE

SUPER HARD
KERAMIK 3^{cm}



R11




000411RET

60x60x3 cm
24"x24"x1.2"

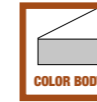
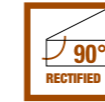


1.2"
3 cm
LISTONE ABETE

SUPER HARD
KERAMIK 3^{cm}



R11




000678RET

40x120x3 cm
16"x48"x1.2"

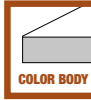
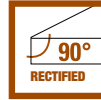


1.2"
3 cm LISTONE MARRONE

SUPER HARD
KERAMIK 3 CM



R11



000668RET
40x120x3 cm
16"x48"x1.2"



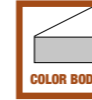
274

1.2"
3 cm LISTONE GRIGIO

SUPER HARD
KERAMIK 3 CM



R11




000492RET
40x120x3 cm
16"x48"x1.2"



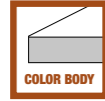
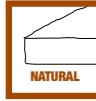
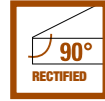
275

1.2"
3 cm FORESTA **SCURO**

SUPER HARD
KERAMIK **3** cm



R11




000271
000271RET

40x80x3 cm
16"x32"x1.2"

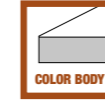
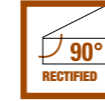


1.2"
3 cm FORESTA **CHIARO**

SUPER HARD
KERAMIK **3** cm



R11



000270
000270RET

40x80x3 cm
16"x32"x1.2"





COLOSSEO GRIGIONI

Thanks to L'Altra Pietra - Combine Indoor & Outdoor with reduced thickness slabs, designed for indoor environments, it is possible to furnish any kind of space with elegance, creating a surface continuity combination between different indoor and outdoor environments.

Grazie alle lastre a spessore ridotto L'Altra Pietra - Combine Indoor & Outdoor, pensate e dedicate all'utilizzo interno, si arreda con eleganza ogni tipo di spazio, creando una combinazione in continuità di superficie tra ambienti differenti, interni ed esterni.

Dank der Ausführungen in geringerer Dicke von L'Altra Pietra - Combine Indoor & Outdoor, die eigens für den Gebrauch im Inneren entwickelt wurden, gestaltet man jede Umgebung mit Eleganz, indem man eine Kombination von kontinuierlichen Oberflächen zwischen unterschiedlichen Bereichen, innen und außen schafft.

Grâce aux dalles à épaisseur réduite, L'Altra Pietra - Combine Indoor & Outdoor, pensées et destinées à une utilisation en intérieur, s'accorde avec élégance à n'importe quel type d'espace en créant une combinaison en surface continue entre des milieux différents, intérieurs et extérieurs.

0.4"
1 cm

COLOSSEO GRIGIONI

010106
30x60x1 cm
12"x24"x0.4"  **R10**

V3

90°
RECTIFIED

FULL BODY

010206
30x60x1 cm
12"x24"x0.4"  **R11**

000341
60x120x1 cm
24"x48"x0.4"  **R10**



0.4"
1 cm

COLOSSEO GLETCHER GRAU

000490
30x60x1 cm
12"x24"x0.4"  **R11**

V1

90°
RECTIFIED

FULL BODY



0.4"
1 cm

COLOSSEO QUARZITE SVEDESE

000587
60x60x1 cm
24"x24"x0.4"  **R10**

V1


90°
RECTIFIED

FULL BODY



0.4"
1 cm


COLOSSEO PIETRA DI GERUSALEMME


000614
30x60x1 cm
12"x24"x0.4"  **R10**

V2

90°
RECTIFIED


FULL BODY

000608
120x120x1 cm
48"x48"x0.4"  **R10**

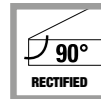



0.4"
1
cm

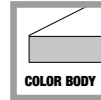
HARENA CALANCA DARK




010406
30x60x1 cm
12"x24"x0.4"  **R10**



010212
60x60x1 cm
24"x24"x0.4"  **R10**



010214
60x120x1 cm
24"x48"x0.4"  **R10**

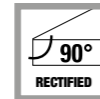



0.4"
1
cm

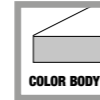
HARENA CALANCA LIGHT



010306
30x60x1 cm
12"x24"x0.4"  **R10**



010112
60x60x1 cm
24"x24"x0.4"  **R10**




010114
60x120x1 cm
24"x48"x0.4"  **R10**



HARENA CALANCA DARK



DUOMO SABBIA



010706

30x60x1 cm
12"x24"x0.4"



R10

010512

60x60x1 cm
24"x24"x0.4"



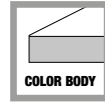
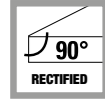
R10

010313


60x90x1 cm
24"x36"x0.4"



R10



DUOMO PERLA



010506


30x60x1 cm
12"x24"x0.4"



R10

010312

60x60x1 cm
24"x24"x0.4"



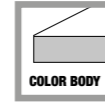
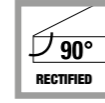
R10

010113


60x90x1 cm
24"x36"x0.4"



R10



DUOMO PIETRA



010806


30x60x1 cm
12"x24"x0.4"



R10

010612

60x60x1 cm
24"x24"x0.4"



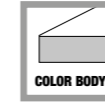
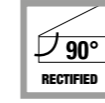
R10

010413


60x90x1 cm
24"x36"x0.4"



R10



DUOMO OMBRA



010606


30x60x1 cm
12"x24"x0.4"



R10

010412

60x60x1 cm
24"x24"x0.4"



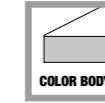
R10

010213

60x90x1 cm
24"x36"x0.4"



R10



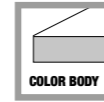
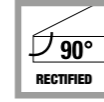

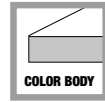
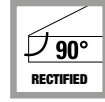
0.4"
1
cm

DUOMO TRAVERTINO BEIGE

000486

30x60x1 cm
12"x24"x0.4"

R10




FORTEZZA BIASCA

000590

60x120x1 cm
24"x48"x0.4"

R11



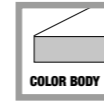
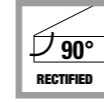
0.4"
1
cm

HARENA HOLZ GRIGIO

010315

20x120x1 cm
8"x48"x0.4"

R10



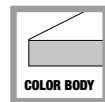
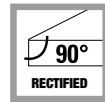
HARENA HOLZ GRIGIO

DUOMO TRAVERTINO NOCE

000487

30x60x1 cm
12"x24"x0.4"

R10



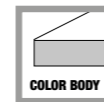
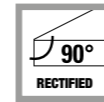
DUOMO TRAVERTINO NOCE

HARENA HOLZ MARRONE

010215

20x120x1 cm
8"x48"x0.4"

R10

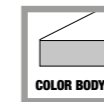
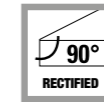


HARENA HOLZ NOCE

010115

20x120x1 cm
8"x48"x0.4"


R10



MODULE SERVICE

DIFFERENT SIZES, GREATER FREEDOM.
CUSTOMIZE YOUR PAVING. CHOOSE YOUR COLOR

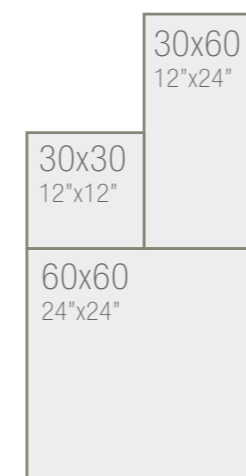
SERVIZIO MODULARE. FORMATI DIFFERENTI, GRANDE LIBERTÀ. PERSONALIZZA IL TUO PAVIMENTO, SCEGLI IL TUO COLORE.
MODULIEREN BEDIENUNG. VERSCHIEDENE GRÖSSEN, GRÖßERE FREIHEIT. PERSONALISIEREN WÄHLE DEINE FARBE.
MODULER SERVICE. DIFFÉRENTES TAILLES, PLUS GRANDE LIBERTÉ. PERSONNALISEZ VOTRE PAVÉ. CHOISIS TA COULEUR.



MODULE 1

60x120 = 40%
60x60 = 20%
60x90 + 30x60 = 40%

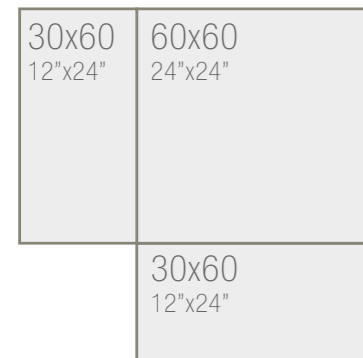
Available in all colors 60x120
Disponibile in tutti i colori 60x120
In allen Farben erhältlich 60x120
Disponible dans toutes les couleurs 60x120



MODULE 3

60x60 = 57%
30x30 = 14%
30x60 = 29%

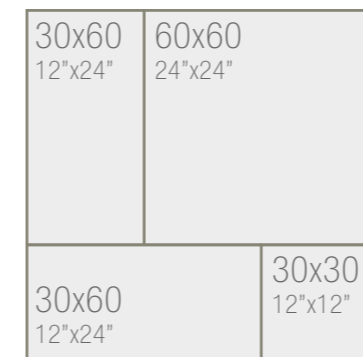
Available in all colors 60x60 and 60x90
Disponibile in tutti i colori 60x60 e 60x90
In allen Farben erhältlich 60x60 und 60x90
Disponible dans toutes les couleurs 60x60 et 60x90



MODULE 2

60x60 = 50%
30x60 = 50%

Available in all colors 60x60 and 60x90
Disponibile in tutti i colori 60x60 e 60x90
In allen Farben erhältlich 60x60 und 60x90
Disponible dans toutes les couleurs 60x60 et 60x90

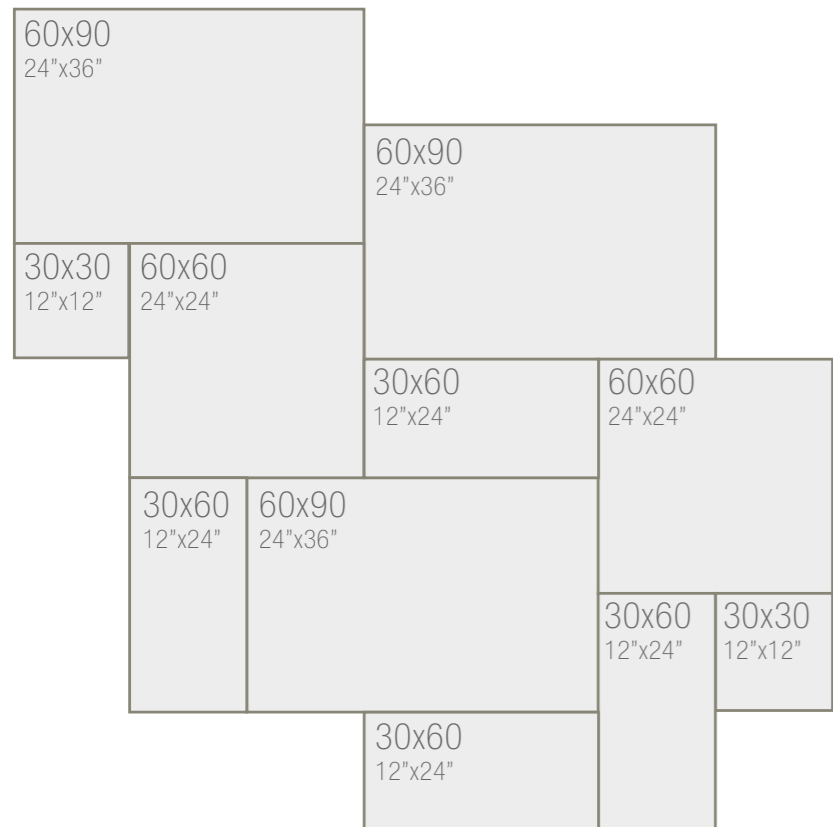


MODULE 4

60x60 = 44%
30x60 = 45%
30x30 = 11%

Available in all colors 60x60, 60x90 and 90x90
Disponibile in tutti i colori 60x60, 60x90 e 90x90
In allen Farben erhältlich 60x60, 60x90 und 90x90
Disponible dans toutes les couleurs 60x60, 60x90 et 90x90





MODULE 5

90x60 = 56%

60x60 = 25%

30x60 = 13%

30x30 = 6%

Available in all colors 60x90 and 60x120

Disponibile in tutti i colori 60x90 e 60x120

In allen Farben erhältlich 60x90 und 60x120


Disponible dans toutes les couleurs 60x90 et 60x120



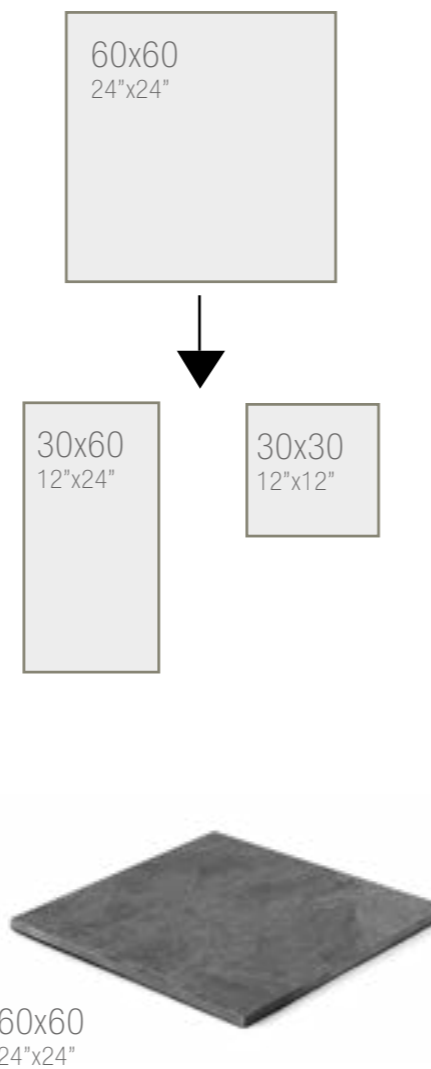
SPECIAL CUTS

CUSTOMIZE YOUR PAVING, CHOOSE YOUR COLOR

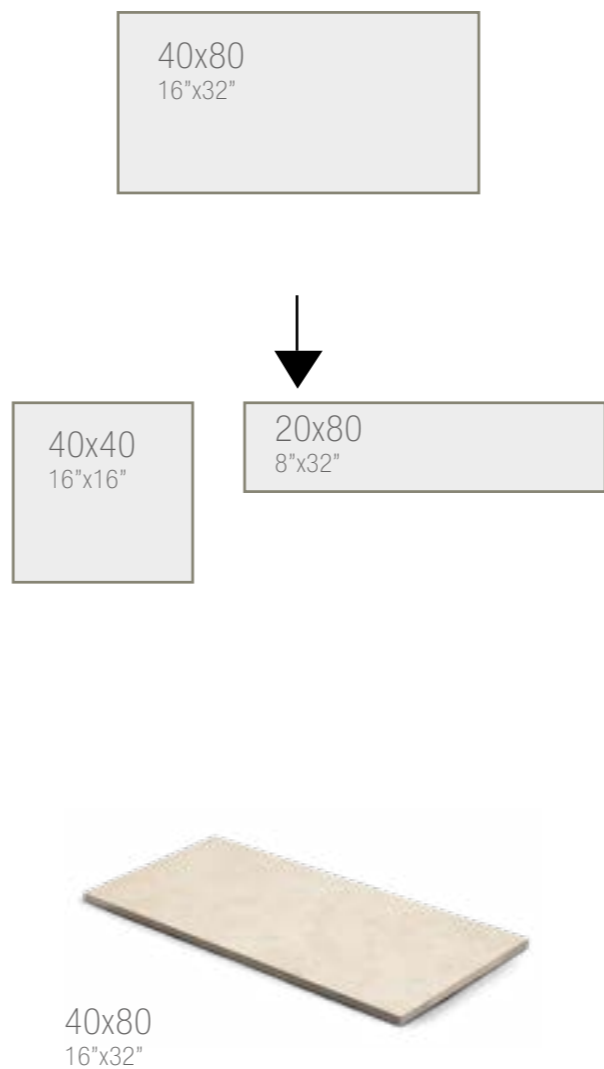
TAGLI SPECIALI. PERSONALIZZA IL TUO PAVIMENTO, SCEGLI IL TUO COLORE.
SPEZIALSCHNITT. PASSEN SIE IHRE PFLASTERUNG AN, WÄHLEN SIE IHRE FARBE.
COUPE SPÉCIALE. PERSONNALISE TON PAVAGE, CHOISIS TA COULEUR.



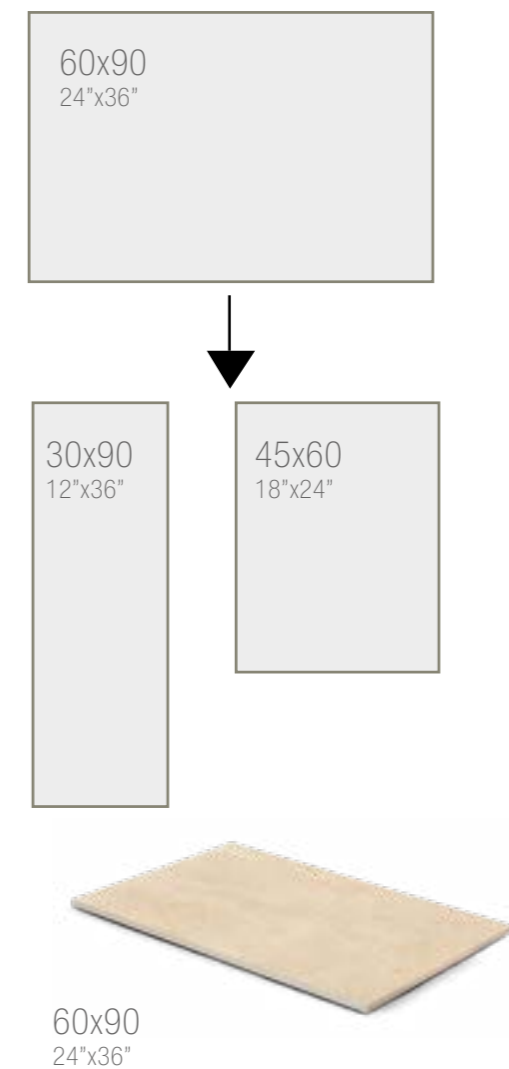
TORRE BIANCA, TORRE QUARZITE GRIGIA, TORRE BOTTICINO



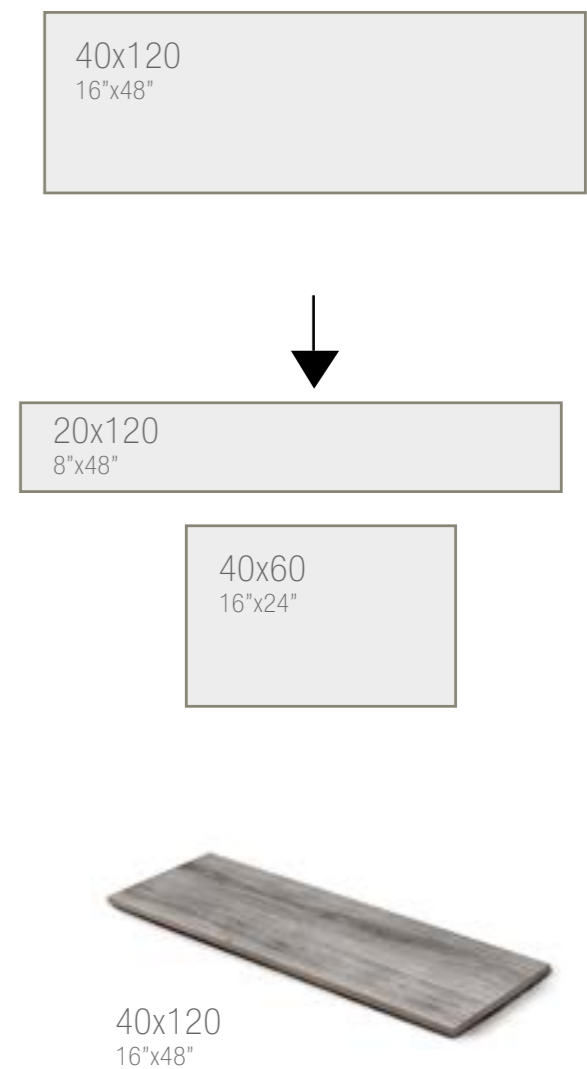
Available in all colors 60x60
Disponibile in tutti i colori 60x60
In allen Farben erhältlich 60x60
Disponible dans toutes les couleurs 60x60



Available in all colors 40x80
Disponibile in tutti i colori 40x80
In allen Farben erhältlich 40x80
Disponible dans toutes les couleurs 40x80



Available in all colors 60x90
Disponibile in tutti i colori 60x90
In allen Farben erhältlich 60x90
Disponible dans toutes les couleurs 60x90



Available in all colors 40x120
Disponibile in tutti i colori 40x120
In allen Farben erhältlich 40x120
Disponible dans toutes les couleurs 40x120

SPECIAL PIECES

ALL COLORS AND DESIRED FORMATS ARE AVAILABLE UPON REQUEST
The special pieces are obtained from standard sizes available in the catalogue, with the condition of the maximum size of the same slab.

PEZZI SPECIALI, DISPONIBILI A RICHIESTA IN TUTTI I COLORI E FORMATI DESIDERATI vengono ricavati dalle misure delle lastre standard disponibili a catalogo con il vincolo della dimensione massima della stessa lastra
SONDERTEILE, ALLE FARBEN UND GEWÜNSCHTEN FORMATE SIND AUF ANFRAGE ERHÄLTICH Die Sonderanfertigungen werden aus der, in Katalog verfügbaren Standardgrößen, gefertigt.
PIÈCES SPÉCIALES, DISPONIBLE SUR TOUTES LES COULEURS ET LES TAILLES SOUHAITÉES Sont obtenues à partir de tailles standard disponibles dans le catalogue, à la condition de la taille maximale de la même dalle.



COLOSSEO PORFIDO LAVIS, METALLICO CORTEN RUST



COLOSSEO BASALT GRAU

FLOWERPOT

FIORIERA
BLUMENTOPF
JARDINIÈRE



HARENA CALANCA DARK



COLOSSEO PIETRA DI GERUSAEMME

GRID

GRIGLIA
GITTER
GRILLE



COLOSSEO BASALT GRAU



TORRE BOTTICINO



HARENA CALANCA LIGHT



COLOSSEO GRIGIONI

BLOCK STEP

GRADONE
BLOCKSTUFE
MARCHE BLOC



COLOSSEO BASALT GRAU

L COPING

COPERTINA L
ABDECKPLATT L
COUVERTINE L



HARENA CALANCA LIGHT

BULLNOSE

BORDO TORO
ABGERUNDETE KANTE
BORDS ARRONDIS

SINTERED STONE INSTALLATION

INSTALLAZIONE DELLA PIETRA SINTERIZZATA

FEINSTEINZEUG INSTALLATION

L'INSTALLATION DU GRÈS CÉRAMÉ

INSTALLATION WITH EASY PAVING

Posa con EASY PAVING
Verlegung mit EASY PAVING
Pose avec EASY PAVING



LAYING ON SCREED WITH ADHESIVE

Posa su massetto con colla
Verlegung auf Estrich mit Kleber
Pose sur chape avec adhésif



LAYING ON WET SAND WITH CEMENT

Posa fresco su fresco sabbia misto cemento
Verlegung auf nassen Sand mit Zement
Pose sur sable avec ciment



RAISED LAYING WITH SUPPORT

Posa sopraelevata con supporto
Verlegung auf Stelzlager
Pose surélevée avec support



DRY LAYING ON SAND / GRAVEL

Posa a secco su Sabbia / Ghiaia
Trockenverlegung auf Sand / Kies
Pose à sec sur Sable / Gravier



DRY LAYING ON GRASS

Posa a secco su Erba
Trockenverlegung auf Rasen
Pose à sec sur Herbe



VENTILATED FAÇADES INSTALLATION

Installazione di facciate ventilate
Installation von belüfteten Fassaden
Installation de façades ventilées



DRY-LAY INSTALLATION ON GRAVEL, SAND OR GRASSY SURFACES

POSA A SECCO IN APPOGGIO SU GHIAIA, SABBIA O FONDI ERBOSI
TROCKENE VERLEGUNG DURCH AUFLAGE AUF KIES, SAND ODER RASEN
POSE À SEC EN APPUI SUR GRAVIER, SABLE OU FONDS HERBEUX

DESTINATIONS - DESTINAZIONI - ZIELE - DESTINATIONS

- Driveways
Vialetti carrabili
Einfahrten
Allées
- Residential areas
Aree residenziali
Wohngebiete
Aires résidentielles
- Commercial areas
Aree commerciali - Gewerbeflächen
- Zones commerciales
- Terraces
Terrazze - Terrassen - Terrasses
- Garden, courtyard or patio
Giardino, cortile, patio - Garten oder Hof
-Jardin, cour, patio

ADVANTAGES - VANTAGGI - VORTEILE - AVANTAGES

- Easy to install
Facile da installare
Einfach zu installieren
Facile à installer
- Draining surface
Superficie drenante
Oberfläche entleeren
Surface drainante
- Easy maintenance
Manutenzione facilitata
Einfache Wartung
Entretien facile
- Inspectable
Ispezionabile
Inspizierbar
Inspectable
- Reusable and replaceable
Riutilizzabile e sostenibile
Wiederverwend- und austauschbar
Réutilisable et remplaçable
- Immediately usable
Immediatamente utilizzabile
Sofort benutzbar
Immédiatement utilisable



Paving laid on gravel, sand or grassy ground: the slabs can be dry-laid directly on sand, gravel and grassy ground so as to obtain paving that can immediately withstand foot without requiring a screed and without the use of mortar and glues. High load bearing capacity, frost-resistant, anti-slip, easy to install and to clean, weather resistant and is resistant to mould, moss and verdigris treatments.

Pavimentazione con posa su ghiaia, sabbia o fondi erbosi: le lastre possono essere posate a secco direttamente su sabbia, ghiaia o fondi erbosi consentendo di ottenere una pavimentazione immediatamente calpestabile senza la necessità di un massetto e senza l'uso di malte e colle. Resistente, non gelivo, antiscivolo e facile da installare e da pulire, è inalterabile a qualsiasi condizione climatica ed è inattaccabile da muffe, muschi e trattamenti verde rame.

Bodenbelag mit Verlegung auf Kies, Sand oder Rasen: Die Platten können direkt auf Sand, Kies oder Rasen trocken verlegt werden. Der Boden kann dadurch sofort begangen werden, da keine Notwendigkeit für einen Estrich besteht, auch auf Mörtel und Kleber kann verzichtet werden. Beständig, frostbeständig, trittsicher (rutschhemmend) und leicht zu verlegen und zu reinigen, wetterfest und beständig gegen Schimmel, Moos und Kupfersulfat.

Revêtement de sols posé sur gravier, sur sable ou sur sols herbeux: les dalles peuvent être posées à sec directement sur du sable, des graviers ou des sols herbeux, ce qui permet d'obtenir des sols praticables dès la pose terminée, sans devoir réaliser une chape ni faire usage de mortier ou de colle. Résistant, ingélf, antidérapant et facile à installer et à nettoyer. C'est un carreau inaltérable, quelles que soient les conditions climatiques. Il résiste aux moisissures, aux mousses et aux traitements à base d'oxyde de cuivre.

DRY-LAY INSTALLATION ON SAND OR GRAVEL

POSA A SECCO IN APPOGGIO SU SABBIA O GHIAIA
TROCKENE VERLEGUNG DURCH AUFLAGE AUF SAND ODER KIES
POSE À SEC EN APPUI SUR SABLE OU GRAVIER



The slabs can be laid dry by simply placing them in the desired position, without the need adhesives. This means the slabs are easily levelled out on top of the sand/gravel and are ready for use immediately afterwards. This allows users to change the paving at any time or reuse the same material several times, even in different locations.

Le lastre si possono posare a secco semplicemente appoggiandole nella posizione desiderata senza l'utilizzo di collanti edili. Ciò permette di assestare e livellare velocemente la lastra sulla sabbia/ghiaia risultando immediatamente calpestabile. Questo metodo non richiede l'intervento di professionisti specializzati e permette di modificare il disegno di posa in qualsiasi momento o di riutilizzare le stesse lastre più volte anche in contesti diversi.

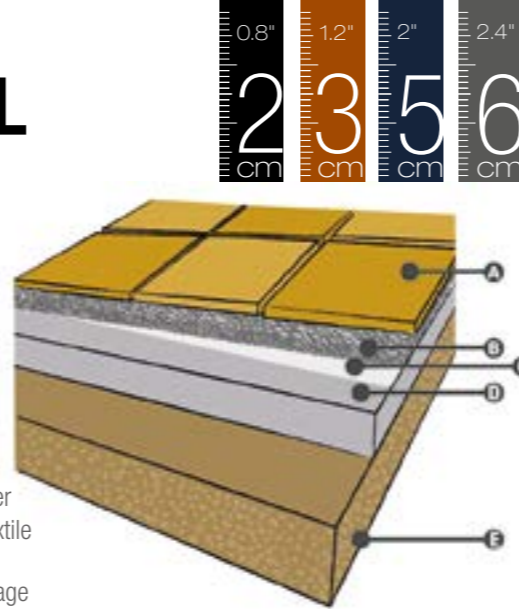
Die Platten können trocken gelegt werden, indem sie einfach in die gewünschte Position gebracht werden, ohne dass Klebstoffe erforderlich sind. Dies bedeutet, dass die Platten leicht auf dem Sand/ Kies ausgerichtet werden können und sofort danach einsatzbereit sind. Auf diese Weise können Benutzer die Pflasterung jederzeit ändern oder das gleiche Material auch an verschiedenen Orten mehrmals wiederverwenden.

Les dalles peuvent être posées sèches simplement en les plaçant en la position désirée sans l'utilisation de colles. Ça permet de niveler rapidement la dalle sur le sable/gravier en résultant immédiatement à piétiner. Cette méthode-ci ne demande pas l'intervention de professionnels spécialisés et permet de modifier le dessin de pose à tout moment ou réutiliser les mêmes dalles plusieurs et dans contextes divers.

EXAMPLE OF LAYING ON GROUND

ESEMPIO DI POSA SU TERRENO
BEISPIEL FÜR DAS AUFLEGEN AUF DEM BODEN
EXEMPLE DE POSE AU SOL

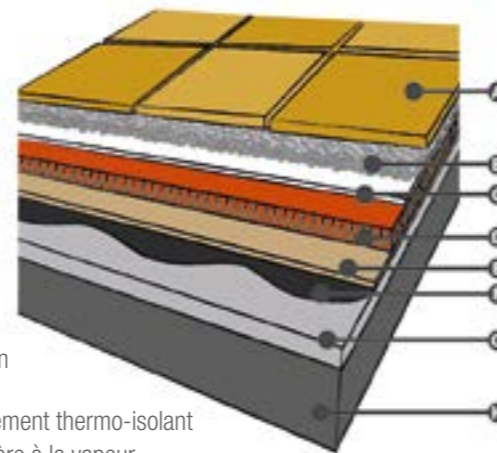
- A Slabs with Cross Spacer** - Lastre con Crocette
- Platte mit Kreuzabstandshalter - Dalles avec Croisillons
- B Sand/Gravel** - Sabbia/Ghiaia - Sand/Kies - Sable/Gravier
- C Non-woven fabric** - Geotessuto - Geogewebe - Geo-téxtil
- D Drainage layer**
Strato di drenaggio - Drainageschicht - Couche de drainage
- E Soil** - Terreno - Boden - Sol



EXAMPLE OF LAYING ON FLAT COVERING

ESEMPIO DI POSA SU COPERTURA PIANA
BEISPIEL FÜR DIE VERLEGUNG DER FLACHEN ABDECKUNG
EXEMPLE DE POSE SUR REVÊTEMENT PLAT

- A Slabs with Cross Spacer** - Lastre con Crocette
- Platte mit Kreuzabstandshalter - Dalles avec Croisillons
- B Ballast layer of gravel**
Strato di zavorramento in ghiaia - Beschwerungsschicht aus Kies - Couche de lestage dans le gravier
- C Separation layer**
Strato di separazione - Trennschicht - Couche de séparation
- D Thermal insulation element**
Elemento termoisolante - Wärmedämmendes Element - Élément thermo-isolant
- E Vapour barrier** - Barriera al vapore - Dampfsperre - Barrière à la vapeur
- F Waterproof layer** - Manto impermeabile - Undurchlässige Schicht - Revêtement imperméable
- G Sloping screed** - Massetto di pendenza - Estrich mit Gefälle - Chape d'inclinaison
- H Floor** - Solaio - Decke - Plancher



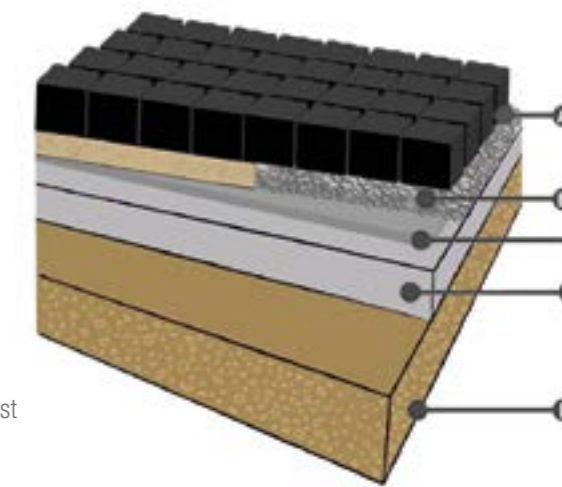
The laying solutions are merely indicative. Soluzioni di posa puramente indicative.
Rein beispielsweise Verlegelösungen. Solutions de pose purement indicatives.



EXAMPLE OF LAYING ON GROUND OF PAVÉ

ESEMPIO DI POSA SU TERRENO DEL PAVÉ
BEISPIEL FÜR DIE VERLEGUNG AUF PAVÉ
EXEMPLE DE POSE SUR LE SOL DE PAVÉ

- A Pavé**
- B Sand/gravel**
Sabbia/ghiaia - Sand/Kies - Sable/gravier
- C Screed with electrowelded mesh**
Massetto con rete elettrosaldata
Estrich mit Elektroschweißgitter
Chape avec treillis électrosoudé
- D Roadbed** - Massicciata - Straßenbett - Ballast
- E Soil** - Terreno - Boden - Sol



DRY-LAY INSTALLATION ON GRASS

POSA A SECCO IN APPOGGIO SU ERBA
TROCKENE VERLEGUNG DURCH AUFLAGE AUF HERBE
POSE À SEC EN APPUI SUR L'HERBE



In public zones or private gardens, in the presence of lawn slabs, they can be laid dry on top of grass without using any adhesives. This allows you to change the flooring at any time and to reuse the same slabs several times. Dry laying does not require the intervention of specialized professionals and is immediately walkable.

In presenza di fondi erbosi, sia in abitazioni private che in aree pubbliche, le lastre vengono posate a secco sul basamento senza l'utilizzo di collanti edili. Ciò permette di modificare le pavimentazioni in qualsiasi momento e di riutilizzare le stesse lastre più volte. La posa a secco non richiede l'intervento di professionisti specializzati e risulta immediatamente calpestabile.

Bei Rasenflächen in privaten oder öffentlichen Gärten werden die Platten trocken auf dem Untergrund, ohne Verwendung von Bauklebern, verlegt. Auf diese Weise können die Böden jederzeit geändert und die selben Platten mehrmals wiederverwendet werden. Für die Trockenverlegung werden keine Fachleute benötigt und der Boden ist sofort begehbar.

En présence d'herbe, dans les jardins privés ou dans les zones publiques, les dalles sont posées à sec sur la base sans colles techniques. Cela permet de modifier les pavages à tout moment et de réutiliser les dalles plusieurs fois. La pose à sec n'exige pas l'intervention de spécialistes et elle est immédiatement praticable.



DRIVE-OVER FOR SLABS WITH 3, 5, 6 CM (1.2", 2", 2.4") THICKNESS
CARRABILE PER LASTRE DI 3, 5, 6 CM DI SPESSORE
ÜBERFAHREN FÜR PLATTEN MIT 3, 5, 6 CM DICKE
ÉCRASER POUR LES DALLES D'ÉPAISSEUR DE 3, 5, 6 CM



DRIVE-OVER FOR SLABS WITH 3, 5 CM (1.2", 2") THICKNESS
CARRABILE PER LASTRE DI 3, 5 CM DI SPESSORE
ÜBERFAHREN FÜR PLATTEN MIT 3, 5 CM DICKE
ÉCRASER POUR LES DALLES D'ÉPAISSEUR DE 3, 5 CM



LAYING ON SCREED WITH ADHESIVE

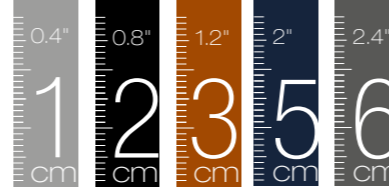
POSA SU MASSETTO CON COLLA
MIT KLEBSTOFF AUF DEN ESTRICH LEGEN
POSE SUR CHAPE AVEC COLLE

DESTINATIONS - DESTINAZIONI - ZIELE - DESTINATIONS

- **Driveways**
Vialetti carrabili - Einfahrten - Allées
- **Pool sides**
Bordi piscina - Poolseiten - Côté piscine
- **Terraces**
Terrazze - Terrassen - Terrasses
- **Car parking**
Parcheggi - Parkplatz - Parking
- **Residential areas**
Aree residenziali - Wohngebiete - Aires résidentielles
- **Commercial areas**
Aree commerciali - Gewerbeflächen - Zones commerciales
- **Outdoor stairs**
Scale esterne - Außentreppen - Escaliers extérieurs
- **Garage ramps**
Rampe garage - Garagenrampen - Rampes de garage

ADVANTAGES - VANTAGGI - VORTEILE - AVANTAGES

- **Maximum stability over time**
Massima stabilità nel tempo
Maximale Stabilität über die Zeit
Stabilité maximale dans le temps
- **Ideal for driveways**
Ideale per superfici carrabili
Ideal für Einfahrten
Idéal pour les allées
- **Ideal for intense pedestrian circulation**
Ideale per circolazioni pedonali intense
Ideal für eine intensive Fußgängerzirkulation
Idéal pour une circulation piétonne intense



The advanced technical features of the sintered stone collections, combined with an adhesive laying technique on screed, allow users to create perfectly stable and exceptionally hard-wearing surfaces. The slabs used with this solution can withstand both moving and parked vehicles. Ideal for heavily frequented areas, in particular for squares, pavements, or ramps. Expansion joints are necessary and joints must be filled with cementitious grout.

Le elevate caratteristiche tecniche delle collezioni in pietra sinterizzata combinate alla soluzione di posa a colla su massetto permettono di generare superfici perfettamente stabili ed eccezionalmente resistenti. Le lastre utilizzate con questa soluzione sono in grado di sopportare il passaggio e la sosta di autoveicoli. Ideali per tutte le strutture urbane molto frequentate quali piazze, marciapiedi o rampe. Sono necessari i giunti di dilatazione e le fughe tra le lastre devono essere riempite con stucco cementizio.

Die fortschrittlichen technischen Merkmale der Feinsteinzeugkollektionen in Kombination mit einer klebenden Verlegetechnik auf Estrich ermöglichen es dem Benutzer, perfekt stabile und außergewöhnlich strapazierfähige Oberflächen zu schaffen. Die mit dieser Lösung verwendeten Platten können sowohl fahrenden als auch geparkten Fahrzeugen standhalten. Ideal für stark frequentierte Bereiche, insbesondere für Plätze, Gehwege oder Rampen. Dehnungsfugen sind notwendig und Fugen müssen mit Zementmörtel gefüllt werden.

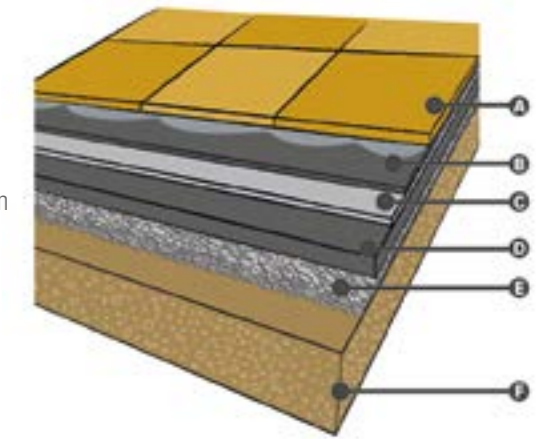
Les caractéristiques techniques avancées de la collection en grès cérame combinées avec la solution de pose adhésive sur la chape, elles permettent de créer surfaces parfaitement stables et exceptionnellement résistantes. Les dalles utilisées avec cette solution-ci, elles peuvent soutenir le passage et l'arrêt de voitures. Idéales pour toutes les structures urbaines souvent fréquentées comme places, trottoirs ou rampes. Les jointures sont nécessaires et elles doivent être jointoyées avec ciment.



EXAMPLE OF LAYING ON GROUND

ESEMPIO DI POSA SU TERRENO
BEISPIEL FÜR DAS AUFLEGEN AUF DEM BODEN
EXEMPLE DE POSE AU SOL


- A Slab laid with adhesive** - Lastra posata con collante - Platte mit Kleber verlegt - Dalle posé avec de la colle
- B Leveling concrete screed (may include electro welded mesh)**
Caldana livellante (eventuale rete elettrosaldata)
Betonestrich (eventuelles Bewehrungsgitter)
Chape en béton (éventuel grillage électrosoudé)
- C Reinforcement layer** - Strato di rinforzo
Verstärkungsschicht - Couche de renfort
- D Concrete screed**
Massetto in calcestruzzo - Betonestrich - Chape en béton
- E Loose stone foundation (gravel)**
Vespajo (ghiaia) - Hohlraum (Kies)
Guide sanitaire (gravier)
- F Soil** - Terreno - Erdreich - Terrain



EXAMPLE OF LAYING ON SCREED

ESEMPIO DI POSA SU MASSETTO
BEISPIEL FÜR DAS AUFLEGEN AUF SCREED
EXEMPLE DE POSE SUR SCREED

- A Slab** - Lastra - Platte - Dalle
- B Adhesive** - Colla - Kleben - Colle
- C Leveling concrete screed (may include electro welded mesh)**
Caldana livellante (eventuale rete elettrosaldata)
Betonestrich (eventuelles Bewehrungsgitter)
Chape en béton (éventuel grillage électrosoudé)
- D Structural screed** - Massetto strutturale - Strukturestrich - Chape structurelle



The laying solutions are merely indicative. Soluzioni di posa puramente indicative. Rein beispielsweise Verlegelösungen.
Solutions de pose purement indicatives.



DRIVE-OVER FOR SLABS WITH 2, 3, 5, 6 CM (0.8", 1.2", 2", 2.4") THICKNESS
CARRABILE PER LASTRE DI 2, 3, 5, 6 CM DI SPESSORE
ÜBERFAHREN FÜR PLATTEN MIT 2, 3, 5, 6 CM DICKE
ÉCRASER POUR LES DALLES D'ÉPAISSEUR DE 2, 3, 5, 6 CM



LAYING ON WET SAND WITH CEMENT

POSA FRESCO SU FRESCO CON SABBIA MISTO CEMENTO
MIT ZEMENT AUF NASSEN SAND LEGEN
POSE SUR SABLE MOUILLE AVEC CIMENT

DESTINATIONS - DESTINAZIONI - ZIELE - DESTINATIONS

- **Driveways**
Vialetti carrabili - Einfahrten - Allées
- **Pool sides**
Bordi piscina - Poolseiten - Côté piscine
- **Terraces**
Terrazze - Terrassen - Terrasses
- **Car parking**
Parcheggi - Parkplatz - Parking
- **Residential areas**
Aree residenziali - Wohngebiete - Aires résidentielles
- **Commercial areas**
Aree commerciali - Gewerbeflächen - Zones commerciales
- **Outdoor stairs**
Scale esterne - Außentreppen - Escaliers extérieurs
- **Garage ramps**
Rampe garage - Garagenrampen - Rampes de garage

ADVANTAGES - VANTAGGI - VORTEILE - AVANTAGES

- **Maximum stability over time**
Massima stabilità nel tempo - Maximale Stabilität über die Zeit - Stabilité maximale dans le temps
- **Ideal for driveways**
Ideale per superfici carrabili - Ideal für Einfahrten - Idéal pour les allées
- **Ideal for intense pedestrian circulation**
Ideale per circolazioni pedonali intense - Ideal für eine intensive Fußgängerzirkulation - Idéal pour une circulation piétonne intense



The slabs are laid on a base of sand mixed with cement. This technique guarantees the slabs long term stability and their vehicle accessibility. It also allows to lay the slabs straight on the floor screed avoiding the high costs of the levelling screed arrangements. Expansion joints are necessary and joints must be filled with cementitious grout.

Le lastre vengono posate su una base di sabbia mista a cemento, questa tecnica garantisce la stabilità delle lastre a lungo termine e la carrabilità. Inoltre permette di posare le lastre direttamente su massetto evitando i costi elevati di predisposizione della caldana. Sono necessari i giunti di dilatazione e le fughe tra le lastre devono essere riempite con stucco cementizio.

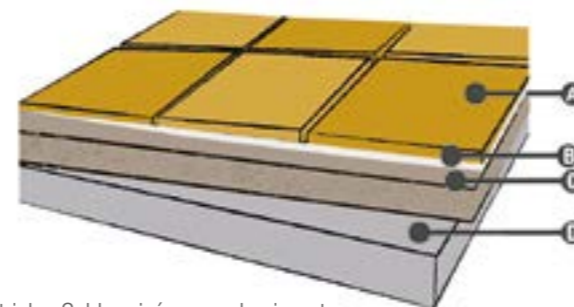
Die Platten werden auf eine mit Zement vermischte Sandbasis gelegt. Diese Technik garantiert die Langzeitstabilität der Platten und ihre Zugänglichkeit für Fahrzeuge. Es ermöglicht auch, die Platten gerade auf den Estrich zu legen, wodurch die hohen Kosten der Nivellierestrichanordnungen vermieden werden. Dehnungsfugen sind notwendig und Fugen müssen mit Zementmörtel gefüllt werden.

Les dalles sont posées sur une base de sable mixée avec du ciment, cette technique-ci garantie la stabilité des allées à long temps et sa caractéristique carrossable. De plus elle permet de poser les dalles directement sur la chape, en évitant coûts élevés pour niveler. Les jointures sont nécessaires et elles doivent être jointoyes avec ciment.

EXAMPLE OF LAYING ON SCREED

ESEMPIO DI POSA SU MASSETTO
BEISPIEL FÜR DAS AUFLEGEN AUF SCREED
EXEMPLE DE POSE SUR SCREED

- A Slab** - Lastra - Platte - Dalle
- B Adhesive** - Colla - Kleben - Colle
- C Sand with cement levelling screed**
Sabbia misto cemento - Sand mit Zementausgleichsestrich - Sable mixée avec du ciment
- D Structural screed** - Massetto strutturale - Strukturestrich - Chape structurelle




RAISED LAYING WITH SUPPORT

POSA SOPRAELEVATA CON SUPPORTO
ERHÖHTE LAGE MIT UNTERSTÜTZUNG
POSE SURÉLEVÉE AVEC SUPPORTS

ADVANTAGES - VANTAGGI - VORTEILE - AVANTAGES

- **Excellent for hiding equipment**
Ottimo nascondiglio per impianti
Hervorragendes Versteck für Leitungen und Anlagen
Excellente cachette pour installations
- **Absorption of structural movements**
Ottimo assorbimento delle dilatazioni
Hervorragendes Auffangen von Spannungen
Excellente absorption des dilatations
- **Significant reduction in weight**
Significativa diminuzione del peso
Signifikante Gewichtsverminderung
Diminution significative du poids
- **Always a flat floor and easily accessible**
Pavimento piano e facilmente ispezionabile
Fußboden immer eben und leicht zugänglich
Pavement toujours plat et facile à inspecter
- **Fast installation**
Velocità di posa in opera
Schnelles Verlegen
Rapide à poser
- **Quick water drainage**
Rapido deflusso dell'acqua
Schnelles Abfließen des Wassers
Rapide écoulement de l'eau
- **Better thermal and acustic insulation**
Migliore isolamento termico e acustico
Bessere Wärme- und Schalldämmung
Meilleure isolation thermique et acoustique
- **Exceptional load bearing strength**
Forte resistenza ai pesi
Hoher Widerstand gegen Belastungen
Forte resistance aux poids
- **Ecological and clean**
Ecologia e pulizia
Ökologisch und sauber
Ecologie et propreté



Floating paving is composed by a series of modular and adjustable supports, that easily and safely adapt to all paving types. Designed to guarantee an homogeneous surface, without bringing radical changes to the existing structure, as well as to eliminate humidity problems, water infiltrations, passage of electric cables and pipes, floating paving solutions allow easy and quick inspections and rainwater efficient drainage.

Il pavimento sopraelevato è composto da una serie di supporti modulari, che con semplicità e sicurezza si adatta ad ogni tipo di superficie. Ideata per garantire sempre una pavimentazione omogenea, senza apportare interventi radicali alla struttura preesistente ed eliminare i problemi di umidità, infiltrazioni d'acqua, passaggio di cavi o tubi, permettendo una facile e veloce ispezionabilità e un efficace smaltimento delle acque meteoriche.

Schwimmende Verlegung besteht aus einer Reihe von modularen und verstellbaren Stützen, die so einfach sind und sich sicher an alle Flächen anpassen. Entwickelt, um eine homogene Oberfläche zu schaffen, ohne radikale Änderungen an der bestehenden Struktur, sowie zu beseitigen Feuchtigkeitsprobleme, Wasserinfiltrationen, Durch führen von elektrischen Kabeln und Rohren, schwimmend Verlegung ermöglichen einfache und schnelle Inspektionen und eine effiziente Entwässerung des Regenwassers.

Le dallage surélevé est composé par une série de supports modulaires, qui, avec simplicité et sécurité, s'adaptent à chaque type de surface. Idée pour garantir toujours un dallage uniforme, sans apporter des modifications radicales à la structure préexistant et éliminer les problèmes d'humidité, d'infiltration de l'eau, de passage de câbles et tuyau, en permettant une inspection rapide et facile et un drainage de l'eau de pluie efficace.



DRIVE-OVER FOR SLABS WITH 2, 3, 5, 6 CM (0.8", 1.2", 2", 2.4") THICKNESS
CARRABILE PER LASTRE DI 2, 3, 5, 6 CM DI SPESSORE
ÜBERFAHREN FÜR PLATTEN MIT 2, 3, 5, 6 CM DICKE
ÉCRASER POUR LES DALLES D'ÉPAISSEUR DE 2, 3, 5, 6 CM



DESTINATIONS - DESTINAZIONI - ZIELE - DESTINATIONS

- Residential areas
Aree residenziali - Wohngebiete
Aires résidentielles
- Commercial areas
Aree commerciali - Gewerbeflächen
Zones commerciales
- Terraces
Terrazze - Terrassen - Terrasses
- Garden, courtyard or patio
Giardino, cortile, patio
Garten oder Hof
Jardin, cour, patio



The proposed diagrams and indications are purely indicative of the type of application; please refer to the specific regulations in force in your country in order to lay the floor to the highest technical standards.

Le soluzioni di applicazione e le indicazioni proposte sono puramente indicative: si prega di fare riferimento alle normative specifiche in vigore nel proprio paese per realizzare una pavimentazione a regola d'arte e in sicurezza.

Die vorgeschlagenen Diagramme und Angaben geben lediglich Aufschluss über die Art der Anwendung; Bitte beachten Sie die in Ihrem Land geltenden spezifischen Vorschriften, um den Boden nach den höchsten technischen Standards zu verlegen.

Les solutions d'application et les indications proposées sont purement indicatives: merci de vous référer aux normes spécifiques en vigueur dans votre pays pour créer un dallage aux règles de l'art et sécurité.

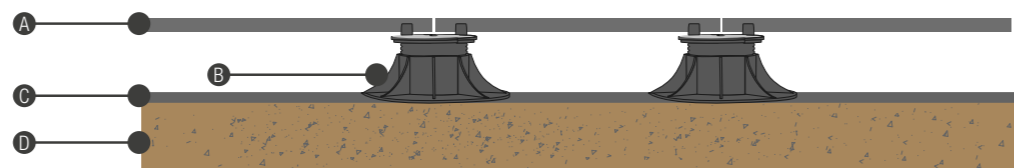
EXAMPLE OF RAISED LAYING

ESEMPIO DI POSA SOPRAELEVATA

BEISPIEL FÜR ERHÖHTE VERLEGUNG

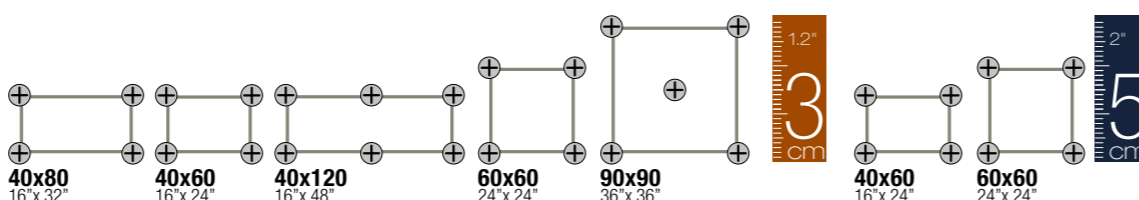
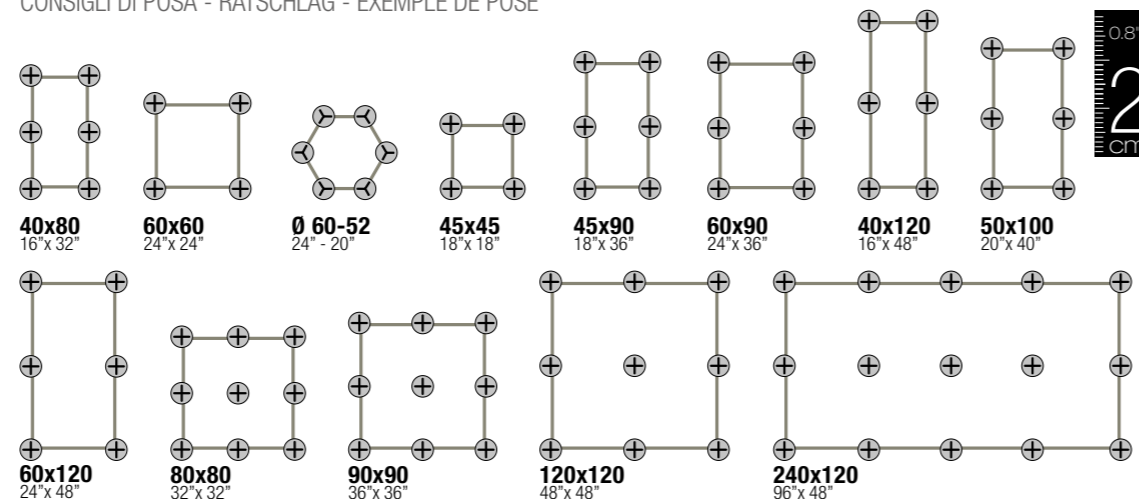
EXEMPLE DE POSE SURÉLEVÉE AVEC SUPPORT

- A Slabs** - Lastre - Platte - Dalles
B Adjustable/fixe supports - Supporto regolabile/fisso - Verstellbare/feste Stützen - Support réglable/fixe
C Waterproof sheath - Guaina impermeabile - Wasserdichte Hülle - Gaine imperméable
D Screed with maximum slope of 5% - Pavimentazione con pendenza massima 5%
 Estrich mit einer maximalen Neigung von 5% - Dallage avec une pente de 5% maximum



INSTALLATION ADVICE

CONSIGLI DI POSA - RATSCHLAG - EXEMPLE DE POSE



SUPPORTS

SUPPORTI - STÜTZEN - PLOTS

ADJUSTABLE FIXED HEAD SUPPORT

PIEDINI TESTA FISSA - PLATTENLAGER VERSTELLBAR - PLOT REGLABLE FIXE



NM1	NM2	NM3	NM4	NM5
2,5 - 4 cm 1" - 1.6"	4 - 7 cm 1.6" - 2.7"	6 - 10 cm 2.4" - 3.9"	9 - 16 cm 3.6" - 6.3"	15 - 27 cm 5.9" - 10.6"

ADJUSTABLE SELF-LEVELING SUPPORT

PIEDINI TESTA MOBILE - PLATTENLAGER VERSTELLBAR + NIVELLIERUNG - PLOT REGLABLE AUTONIVELANT



SE0	SE1	SE2	SE3	SE4	SE5
2,8 - 3,8 cm 2.8" - 3.8"	3,75 - 5 cm 3.75" - 5"	5 - 7,5 cm 5" - 7.5"	7,5 - 12 cm 7.5" - 12"	12 - 17 cm 12" - 17"	17 - 21,5 cm 17" - 21.5"

FIXED SUPPORT / STAR T / CROSS SUPPORT

SUPPORTO FISSO/STAR T/CROCETTE - PLATTENLAGER FIXE/STAR T/KREUZFUGENAUFAGER - PLOT FIXE/STAR T/ECARTEUR



EH15	STAR T	CROCETTE	UPPER EDGE CLIP	LOWER EDGE CLIP	SIDE CLIP	KEY
1,5 cm 0.6"	1 - 1,5 cm 0.4" - 0.6"					



ADJUSTMENT KEY

CHIAVE DI REGOLAZIONE - REGULIERUNGSSCHLÜSSEL - CLEF DE REGLAGE

Adjustable supports offer many solutions to compensate any surface small imperfections and high slopes, in order to create pavings that are always levelled and stable. The exclusive adjustment key adjusts supports (and consequently the overlaying floor) even in case of finished floor, without lifting it.

I supporti regolabili offrono molteplici soluzioni per compensare piccole imperfezioni e grandi pendenze di qualsiasi piano di posa così da realizzare sempre pavimentazioni perfettamente stabili e piane. L'esclusiva chiave di regolazione, permette la regolazione dei supporti (e conseguentemente del pavimento soprastante) anche a pavimento finito evitando pertanto di doverlo sollevare.

Die einstellbaren Stützen bieten zahlreiche Lösungen, um kleine Unregelmäßigkeiten und große Neigungen jeder beliebigen Auflagefläche auszugleichen, so dass immer perfekt stabile und ebene Bodenbeläge entstehen. Der exklusive Regulierungsschlüssel ermöglicht die Einstellung der Stützen (und damit des darüber liegenden Fußbodens) auch nachdem der Bodenbelag fertig ist, wodurch sein Anheben vermieden wird.

Les supports réglables offrent de multiples solutions pour compenser les petites imperfections et les grandes déclivités de n'importe quelle surface de pose de façon à toujours réaliser des pavements parfaitement stables et plats. La clef de réglage exclusive permet de régler les supports (et donc le revêtement du dessus) même lorsque le pavement est terminé si bien qu'il n'est plus nécessaire de le soulever.

LAYING WITH EASY PAVING THE NEW INSTALLATION SYSTEM


POSA CON EASY PAVING: IL NUOVO SISTEMA DI INSTALLAZIONE
 VERLEGUNG MIT EASY PAVING: DAS NEUE VERLEGESYSTEM
 POSE AVEC EASY PAVING: LE NOUVEAU SYSTÈME D'INSTALLATION

A product by Granulati Zandobbio, designed to ease the laying of sintered stone paving with 40x80 cm slabs in two different thicknesses: 2 and 3 cm. The product is made of 100% postconsumer recycled plastic and it is 100% recyclable after its use. The dry laying simplifies and speeds up installation which does not require glue or concrete. Its structure was designed to avoid chipping and keep the joint thickness constant along the entire paving, without the use of spacers.

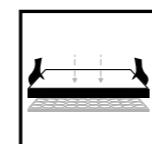
Un prodotto di Granulati Zandobbio, ideato per facilitare la posa di pavimentazioni in pietra sinterizzata con lastre 40x80 cm in due diversi spessori: 2 e 3 cm. Il prodotto è composto al 100% da plastica riciclata post consumo ed è riciclabile al 100% dopo il suo utilizzo. La posa in appoggio semplifica e velocizza l'installazione che non necessita di colla o cemento. La sua struttura è stata ideata per evitare sbeccature e mantenere la fuga costante lungo tutta la pavimentazione, senza l'ausilio di distanziatori.

Ein Produkt von Granulati Zandobbio das entwickelt wurde, um das Verlegen von Feinsteinzeug in den Maß 40x80 in den Stärken 2 und 3 cm zu erleichtern. Das Produkt besteht zu 100% aus recyceltem Kunststoff und ist nach seiner Verwendung vollständig recycelbar. Die Trockenverlegung vereinfacht und beschleunigt die Installation, weil zum Beispiel keinerlei Kleber eingesetzt werden muss. Seine Struktur wurde entwickelt, um Abplatzungen zu vermeiden und um die Fugenbreite konstant zu halten, ohne dass Abstandshalter verwendet werden müssen.

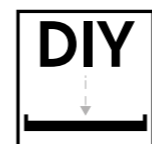
Le Easy Paving est conçu par Granulati Zandobbio, pour simplifier la pose des dalles en grès cérame format 40x80 cm, Ép. 2 et 3 cm. C'est un produit fabriqué avec du plastique recyclé à 100 % postconsommation et peut être réutilisé. La pose en appui simplifie sa mise en oeuvre sans devoir utiliser de la colle ni faire usage de ciment. Sa structure est réalisée non seulement pour éviter les ébréchures mais aussi pour assurer un drainage constant sans faire usage de joints de carrelage.



DRIVE-OVER FOR SLABS WITH 3 CM (1.2") THICKNESS
 CARRABILE PER LASTRE DI 3 CM DI SPESSORE
 ÜBERFAHREN FÜR PLATTEN MIT 3 CM DICKE
 ÉCRASER POUR LES DALLES D'ÉPAISSEUR DE 3 CM



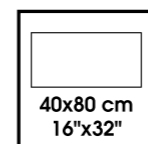
LAYING INSTALLATION
 POSA IN APPOGGIO
 VERLEGEANLEITUNG
 INSTALLATION A MÊME LE SOL



EASY TO LAY
 FACILE DA POSARE
 EINFACHE VERLEGUNG
 FACILE A INSTALLER




NO GLUE AND CONCRETE
 SENZA COLLA O CEMENTO
 OHNE KLEBER ODER ZEMENT
 SANS COLLE OU CIMENT



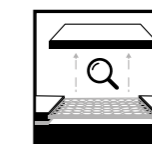
40X80 CM SLABS
 LASTRE PLATTEN DALLES



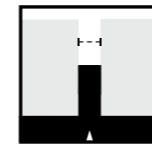
ECO-FRIENDLY
 ECOLOGICO
 UMWELTFREUNDLICH
 ÉCOLOGIQUE



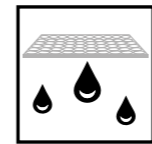
PEDESTALS NOT REQUIRED
 EVITA L'USO DI PIEDINI
 SOCKEL WERDEN NICHT BENÖTIGT
 SANS PLOTS OU JOINTS



EASY TO REMOVE
 FACILMENTE REMOVIBILE
 EINFACH ZU ENTFERNEN
 FACILE À ENLEVER



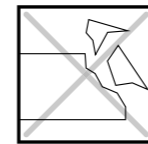
CONSTANT JOINT THICKNESS
 FUGA COSTANTE
 KONSTANTE UGENBREITE
 PRODUIT JOINTOYÉ



DRAINING
 DRENANTE
 ENTWÄSSERND
 DRAINAGE



SOUND ABSORBING
 FONOASSORBENTE
 SCHALLABSORBIEREND
 PHONOABSORBANT



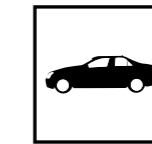
AVOIDS CHIPPING
 EVITA SBECCATURE
 VERMEIDET ABPLATZUNGEN
 PAS D'ÉCAILLAGE



COMFORTABLE PAVING
 PAVIMENTO CONFORTEVOLE
 KOMFORTABLER TRITT
 PAVAGE CONFORTEBLE



REUSABLE
 RIUTILIZZABILE
 WIEDERVERWENDUNG MÖGLICH
 RÉ-UTILISABILITÉ




DRIVE OVER
 CARRABILE
 BEFAHRBAR
 CARROSSABLE



VENTILATED FAÇADES

THE PERFECT CLADDING FOR LOW ENERGY CONSUMPTION AND LIVING COMFORT

FACCIATE VENTILATE: IL RIVESTIMENTO PERFETTO PER UN BASSO CONSUMO ENERGETICO E IL BENESSERE ABITATIVO
 BELÜFTETE FASSADEN: DIE PERFEKTE ABDECKUNG FÜR NIEDRIGEN ENERGIEVERBRAUCH UND WOHNKOMFORT
 FAÇADES VENTILÉES: LE REVÊTEMENT PARFAIT POUR UNE FAIBLE CONSOMMATION D'ÉNERGIE ET UN BIEN-ÊTRE VIVANT



The ventilated façade system is the most effective external cladding technology for buildings to solve the problems of thermal and acoustic insulation, protection from humidity and atmospheric agents. The system ensures the best thermal hygrometric performance without interfering with the internal life of the building and without altering the internal finishes. One of the greatest advantages of this system is undoubtedly the strong increase in energy saving, therefore leading to an improvement in living comfort.

Il sistema di facciata ventilata è la tecnologia di rivestimento esterno degli edifici più efficace per risolvere le problematiche dell'isolamento termico e acustico, della protezione dall'umidità e dagli agenti atmosferici. Il sistema assicura le migliori prestazioni termo igrometriche senza interferire con la vita interna dell'edificio e senza alterarne le finiture interne. Uno dei più grandi vantaggi di questo sistema è senza dubbio il forte incremento del risparmio energetico che comporta quindi il miglioramento del benessere abitativo.

Das System der hinterlüfteten Fassade ist die effektivste Außenverkleidungstechnologie für Gebäude, um die Probleme der Wärme- und Schalldämmung sowie des Schutzes vor Feuchtigkeit und Witterungseinflüssen zu lösen. Das System gewährleistet die beste thermohygrometrische Leistung ohne Beeinträchtigung des Innenlebens des Gebäudes und ohne Veränderung der Innenausbauten. Einer der größten Vorteile dieses Systems ist zweifelsohne die starke Zunahme der Energieeinsparung, die somit zu einer Verbesserung des Wohnkomforts führt.

Le système de façade ventilée est la technologie de revêtement extérieur la plus efficace pour les bâtiments afin de résoudre les problèmes d'isolation thermique et acoustique, de protection contre l'humidité et contre les conditions atmosphériques. Le système assure les meilleures performances thermo-hygrométriques sans interférer avec la vie interne du bâtiment et sans altérer les finitions internes. L'un des plus grands avantages de ce système est sans aucun doute la forte augmentation des économies d'énergie qui conduit donc à l'amélioration du bien-être habitative.

ADVANTAGES - VANTAGGI - VORTEILE - AVANTAGES



ENERGY SAVING
 Risparmio energetico
 Energieeinsparung
 Économie d'énergie



THERMAL COMFORT
 Comfort termico
 Thermischer Komfort
 Confort thermique



SELF-CLEANING
 Autopulente
 Selbstreinigend
 Autonettoyant



TECHNICAL PERFORMANCE
 Prestazioni tecniche
 Technische Leistung
 Performance technique



WEATHER-RESISTANT
 Resistente agli agenti atmosferici
 Wetterfest
 Résistant aux intempéries



IDEAL FOR RENOVATIONS
 Ideale per ristrutturazioni
 Ideal für Renovierungen
 Idéal pour les rénovations



Sintered stone slabs of **2 cm thickness** have definite advantages in the choice of this particular technology. The adoption of the system is, in fact, directly connected to the thickness of the slabs, as their machining, which consists of a milled groove, be carried out in total safety only starting from a thickness of 2 cm. The **KERF** technology allows the slabs to be anchored by means of special brackets whose conformation allows the upper plate to be supported and prevents the underlying plate from tipping over. In addition to the obvious aesthetic and functional advantages, it allows controlling the costs of installation of the structure, reaching the aforementioned goals as the most interesting design solution also from an economic point of view. In addition, the 2 cm thickness guarantees excellent aesthetic performance and greater resistance to impact than other systems on the market. For this application, we recommend slabs with a maximum size of **120x120 cm**.

Le lastre in pietra sinterizzata di **2 cm di spessore**, comportano vantaggi decisivi nella scelta di questa particolare tecnologia. L'adozione del sistema è, infatti, direttamente connessa allo spessore delle lastre, poiché la lavorazione delle stesse, che consiste in una scanalatura fresata, può essere realizzata in totale sicurezza solo partendo da uno spessore di 2 cm.

La tecnologia **KERF** permette l'ancoraggio delle lastre mediante speciali staffette la cui conformazione consente di sostenere la lastra superiore ed impedire il ribaltamento di quella sottostante. Oltre agli evidenti vantaggi estetici e funzionali, consente di contenere i costi di installazione della struttura, arrivando a prefigurarsi come la soluzione progettuale più interessante anche da un punto di vista economico.

Inoltre lo spessore 2 cm garantisce un'ottima resa estetica e una maggiore resistenza all'urto rispetto ad altri sistemi presenti sul mercato. Per questa applicazione si consigliano lastre di una dimensione massima di **120x120 cm**.

Die **2 cm dicken** Sinterwerksteinplatten haben entscheidende Vorteile bei der Wahl dieser bestimmten Technologie. Die Einführung des Systems hängt in der Tat direkt mit der Dicke der Platten zusammen. Da die Bearbeitung desselben, die aus einer gefrästen Nut besteht, erst ab einer Stärke von 2 cm durchgeführt werden kann. Die **KERF-Technologie** ermöglicht die Verankerung der Platten mit Hilfe von speziellen Konsolen, deren Formgebung ermöglicht die Abstützung der oberen Platte und verhindert das Umkippen der darunterliegenden Platten. Zusätzlich zu den offensichtlichen ästhetischen und funktionellen Vorteilen, erlaubt es die Kosten für die Installation der Struktur einzudämmen, wobei folgende Ziele erreicht werden als die auch aus wirtschaftlicher Sicht interessanteste Designlösung.

Darüber hinaus garantiert die Dicke von 2 cm eine ausgezeichnete ästhetische Leistung und eine größere Widerstandsfähigkeit gegen Stöße als andere Systeme auf dem Markt. Für diese Anwendung empfehlen wir Platten mit einer maximalen Größe von **120x120 cm**.

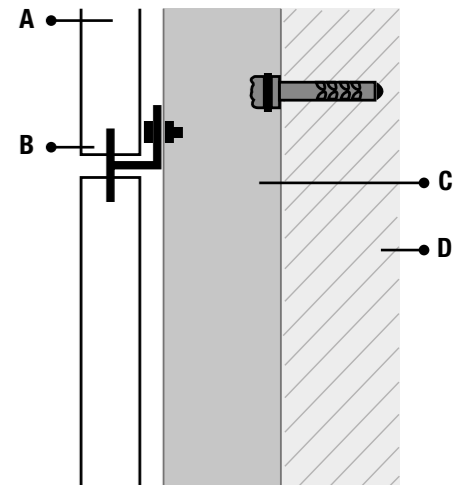
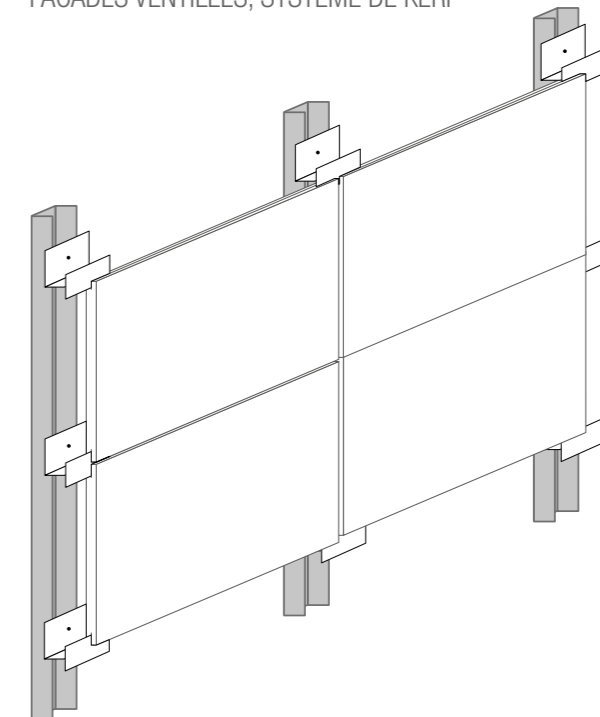
Les dalles de grès cérame de **2 cm d'épaisseur** présentent des avantages décisifs dans le choix de cette technologie particulière. L'adoption de ce système est en effet directement liée à l'épaisseur des dalles, car le traitement de celui-ci, consiste en une rainure fraisée, peut être effectué au total sécurité seulement à partir d'un épaisseur de 2 cm.

La technologie **KERF** permet l'ancrage des dalles à travers des susport de consoles spéciales dont la conformation permet de soutenir la plaque supérieure et empêche le renversement de celle sous-jacent. En plus de l'évidence des avantages esthétiques et fonctionnels, il permet de contenir les coûts d'installation de la structure, arrivant à se préfigurer comme la solution de conception la plus intéressante aussi d'un point de vue économique. De plus, l'épaisseur de 2 cm garantit des excellents résultats esthétiques et une plus grande résistance aux chocs que les autres sur le marché. Pour cette application, nous recommandons des dalles d'une taille maximale de **120x120 cm**.



VENTILATED FAÇADES, KERF SYSTEM

FACCIATE VENTILATE, SISTEMA KERF
 BELÜFTETE FASSADEN, KERF-TECHNOLOGIE
 FAÇADES VENTILÉES, SYSTÈME DE KERF




SIDE VIEW - VISTA LATERALE SEITENANSICHT - VUE LATÉRALE

- A Slab**
 Lastra - Platte - Dalle
- B Bracket**
 Staffa - Klammer - Support
- C Structure**
 Struttura - Struktur - Structure
- D Wall**
 Muro - Wand - Mur

THE RANGE

LA GAMMA - DIE PRODUKTPALETTE - LA GAMME



L'ALTRA
PIETRA
THE HIGH QUALITY
OUTDOOR PAVING

STONEGRES

HARDSCAPE
PORCELAIN

SUPER HARD
KERAMIK 3^{EU}

OUTDOOR
WOOD 2CM

THE RANGE

LA GAMMA - DIE PRODUKTPALETTE - LA GAMME



L'ALTRA
PIETRA
THE HIGH QUALITY
OUTDOOR PAVING

STONEGRES

HARDSCAPE®
PORCELAIN

SUPER HARD
KERAMIK 3^{EU}

OUTDOOR
WOOD 2CM



SIZE INDEX / INDICE FORMATI GROSSENINDEX / INDEX DE TAILLE

60x60x2cm

24"x24"x0.8"	pag.
ALPI MATTERHORN	108
CASTELLO BEIGE	82
CASTELLO ANTRAZYT	83
CASTELLO GREY	84
CEMENTO DOLOMITI COTTO	120
CEMENTO TAUPE	123
CEMENTO SMOKE	124
CEMENTO BLACK	125
COLOSSEO GRIGIONI	13
COLOSSEO QUARZITE GIALLA	14
COLOSSEO GLETCHER GRAU	16
COLOSSEO FIORA	17
COLOSSEO BASALT GRAU	18
COLOSSEO PIETRA DI GERUSALEMME	21
COLOSSEO BRESSA	22
COLOSSEO PORPHYRBRAUN	24
COLOSSEO BARGE	25
COLOSSEO SILVERGRAU	27
COLOSSEO QUARZITE SVEDESE	28
COLOSSEO DORATO	29
COLOSSEO TOSCANO	30
COLOSSEO QUARZITE WHITE	32
COLOSSEO PORFIDO LAVIS	35
COLOSSEO LUSERNA BAGNOLO	36
COLOSSEO TIPOVALS	37
CUBETTI LUSERNA	183
CUBETTI PORFIDO GRIGIO	184
CUBETTI PORFIDO MARRONE	185
ETNA CAPPUCCINO	104
ETNA LIGHT GREY	105
ETNA DARK GREY	106
FORTEZZA MONTORFANO	38
FORTEZZA DIORITE	39
GRAFFITI NERO	126
GRAFFITI GRIGIO	127
HARENA HOLZ NOCE	160
MUSEO ARDESIA NERA	78
MUSEO ARDESIA GRIGIA	79
MUSEO PIERRE BLUE GREY	80
MUSEO PIERRE BLUE NOIR	81

40x60x2cm

16"x24"x0.8"	pag.
ANTIQUUS VANILLA	206
ANTIQUUS GRIS	206
ANTIQUUS CARBONIO	207

40x80x2cm

16"x32"x0.8"	pag.
ANTICATO CREMA	187
ANTICATO BELGISCH GRANIT	189
ANTICATO QUARZITE MIX	191
BOSCO TABULA CHIARA	170
BOSCO TABULA MEDIA	171
BOSCO TABULA SCURA	172
DOLOMITI BEIGE	116
DOLOMITI GRIGIO	117
DOLOMITI NERO	118
DOLOMITI SENAPE	119
ETNA CAPPUCCINO	104
ETNA LIGHT GREY	105
ETNA DARK GREY	106
FORESTA CHIARO	166
FORESTA GRIGIO	167
FORESTA SCURO	168
MODENA GREY	113
MODENA BEIGE	114
MODENA ANTRAZYT	115
PIETRA DI VALS SILVER	109
PIETRA DI VALS ANTRAZYT	110
PIETRA DI VALS CLOUD	11
PIETRA DI VALS BEIGE	112
TORRE QUARZITE GRIGIA	50
TORRE LUSERNA MISTA	51
TORRE BIANCA	52
TORRE BOTTICINO	55
TORRE MOKA	56

40x120x2cm

16"x48"x0.8"	pag.
CERVINO GREY	128
CERVINO DARK	129
CERVINO BEIGE	130
COLOSSEO GLETCHER GRAU	16
COLOSSEO BASALT GRAU	18
HARENA ARDESIA GRIGIA	43
HARENA CALANCA LIGHT	45
HARENA CALANCA DARK	46
HARENA SAND STONE BEIGE	48
HARENA HOLZ NOCE	160
HARENA HOLZ MARRONE	163
HARENA HOLZ GRIGIO	164
MUSEO ARDESIA NERA	78
MUSEO ARDESIA GRIGIA	79
SELVA BORNEO	173
SELVA TONGASS	174
SELVA AMAZZONIA	176
VINTAGE HELL	177
VINTAGE BROWN	178
VINTAGE DUNKEL	179

45x90x2cm

18"x36"x0.8"	pag.
COLOSSEO GRIGIONI	13
COLOSSEO PIETRA DI GERUSALEMME	21
COLOSSEO BARGE	25
COLOSSEO TIPOVALS	37
FORTEZZA MONTORFANO	38
FORTEZZA DIORITE	39

50x100x2cm

20"x40"x0.8"	pag.
CASTELLO BEIGE	82
CASTELLO ANTRAZYT	83
CASTELLO GREY	84
FORTEZZA MAGGIA	41
FORTEZZA BIASCA	42

60x90x2cm

24"x36"x0.8"	pag.
DUOMO MINT	57
DUOMO CARRARA	58
DUOMO EVOLUTION SLATE	59
DUOMO VALSTONE LIGHT	60
DUOMO VALSTONE DARK	61
DUOMO PERLA	63
DUOMO SABBIA	64
DUOMO PIETRA	65
DUOMO OMBRA	66
DUOMO BLUESTONE GREY	67
DUOMO BLUESTONE NOIR	68
DUOMO TRAVERTINO BEIGE	70
MONVISO LIMESTONE YELLOW	131
MONVISO MULTICOLOR	133
MONVISO GREY	134
MONVISO FOSSIL	135
MONVISO YORKSTONE	136
SERENA STONE GREY	139
SERENA STONE ANTRACITE	140
SERENA STONE BEIGE	141
TOTAL STONE GRAFITE	142
TOTAL STONE AVORIO	143
TOTAL STONE GRIGIO	144

90x90x2cm

36"x36"x0.8"	pag.
CATTEDRALE CEMENTO	73
CATTEDRALE AVORIO	74
CATTEDRALE GREY	75
CATTEDRALE ANTRAZYT	76
CATTEDRALE MOKA	77

TEGEL BLACK	pag.
TEGEL MOON	151
TEGEL MOON DECORO	152
TEGEL ANTICO BIANCO	153
TEGEL NOCCIOLA	154
	155

80x80x2cm

32"x32"x0.8"	pag.
CASTELLO BEIGE	82
CASTELLO ANTRAZYT	83
CASTELLO GREY	84

60x120x2cm

24"x48"x0.8"	pag.
COLOSSEO GRIGIONI	13
COLOSSEO GLETCHER GRAU	16
COLOSSEO BASALT GRAU	18
COLOSSEO BRESSA	22
COLOSSEO BARGE	25
COLOSSEO SILVERGRAU	27
COLOSSEO PORFIDO LAVIS	35
COLOSSEO TIPOVALS	37
FORTEZZA MONTORFANO	38
FORTEZZA DIORITE	39
FORTEZZA SNOW ALPS	40
METALLICO CORTEN RUST	146
METALLICO BLACK	147
METALLICO DARK SOUL	148
METALLICO LONDON GREY	149

120x120x2cm

48"x48"x0.8"	pag.
COLOSSEO GRIGIONI	13
COLOSSEO PIETRA DI GERUSALEMME	21
COLOSSEO BRESSA	22
COLOSSEO PORFIDO LAVIS	35
COLOSSEO LUSERNA BAGNOLO	36
COLOSSEO TIPOVALS	37
PORTLAND ICE	100
PORTLAND LONDRA	101
PORTLAND PLATA	102
PORTLAND NIGHT	103

120x240x2cm

48"x96"x0.8"	pag.
COLOSSEO GRIGIONI	91
COLOSSEO PIETRA DI GERUSALEMME	92
COLOSSEO BRESSA	94
COLOSSEO PORFIDO LAVIS	95
COLOSSEO LUSERNA BAGNOLO	96
COLOSSEO TIPOVALS	97

Ø 60-52x2cm

24"-20"x0.8"	pag.
ESAGONO CAPPUCCINO	193
ESAGONO GRIGIONI	194
ESAGONO BASALTO	195
ESAGONO QUARZITE BIANCA	196
ESAGONO FORESTA CHIARO	197

Ø 42-36x2cm

16"-14"x0.8"	pag.
PASSO GIAPPONESE BARGE	199
PASSO GIAPPONESE GRIGIONI	200
PASSO GIAPPONESE ARDESIA	201
PASSO GIAPPONESE DARK GREY	202
PASSO GIAPPONESE HOLZ MARRONE	204
PASSO GIAPPONESE HOLZ GRIGIO	205

15x30x3cm

6"x12"x1.2"	pag.
15X30 BASALTO	234
15X30 PORFIDO	235
15X30 SCORI GREY BLUE	236
15X30 LAVICA SAND	237

40x80x3cm

16"x32"x1.2"	pag.
BLUSTONE DARK	242
BLUSTONE GREY	244
CEMENTO SMOKE	250
CEMENTO BLACK	251
CEMENTO TAUPE	252
FORESTA SCURO	276
FORESTA CHIARO	277
GRANITO DIORITE	240
GRANITO MONTORFANO	241
PIETRA ANTRAZYT	253
PIETRA GREY	254
PIETRA MOKA	255
PIETRA OMBRA	256
PIETRA GRIGIONI	259
PIETRA BARGE	260
PIETRA BASALTO	264
SLATE BLACK	246
SLATE GREY	247

40x120x3cm

16"x48"x1.2"	pag.
LISTONE ABETE	273
LISTONE MARRONE	274
LISTONE GRIGIO	275
ZERMATT CHIARO	238
ZERMATT SCURO	239

60x60x3cm

24"x24"x1.2"	pag.
BASIC BERGAMO	268
BASIC GINEVRA	269
BASIC AMALFI	271
BASIC AVIGNONE	272
BLUSTONE DARK	242
BLUSTONE GREY	244
CEMENTO SMOKE	250
CEMENTO BLACK	251
CEMENTO TAUPE	252
MINIERA WHITE	248
MINIERA BLACK	249
PIETRA OMBRA	256
PIETRA GRIGIONI	259
PIETRA BARGE	260
PIETRA BASALTO	264
SLATE BLACK	246
SLATE GREY	247

40x60x3cm

16"x24"x1.2"	pag.
PIETRA TIPOVALS	261

80x80x3cm

32"x32"x1.2"	pag.
CEMENTO SMOKE	250
CEMENTO BLACK	251
SLATE BLACK	246
SLATE GREY	247

90x90x3cm

36"x36"x1.2"	pag.
BASIC BERGAMO	268
BASIC GINEVRA	269
BASIC AMALFI	271
BLUSTONE GREY	244
BLUSTONE BLACK	245
PIETRA MOON	263
PIETRA BASALTO	264
PIETRA ANTICO BIANCO	265
PIETRA BLACK	266
PIETRA NOCCIOLA	267

10x10x5cm

4"x4"x2"	pag.
PAVÈ 5 CM BASALTO	210
PAVÈ 5 CM PORFIDO ROSSO	212
PAVÈ 5 CM TIROLO	214
PAVÈ 5 CM LAVICA SAND	216
PAVÈ 5 CM LAVICA GRIGIA	218

10x20x5cm

4"x8"x2"	pag.
PAVÈ 5 CM BASALTO	210
PAVÈ 5 CM PORFIDO ROSSO	212
PAVÈ 5 CM TIROLO	214
PAVÈ 5 CM LAVICA SAND	216
PAVÈ 5 CM LAVICA GRIGIA	218

20x20x5cm

8"x8"x2"	pag.
PAVÈ 5 CM BASALTO	210
PAVÈ 5 CM PORFIDO ROSSO	212
PAVÈ 5 CM TIROLO	214
PAVÈ 5 CM LAVICA SAND	216
PAVÈ 5 CM LAVICA GRIGIA	218

20x40x5cm

8"x16"x2"	pag.
PAVÈ 5 CM BASALTO	210
PAVÈ 5 CM PORFIDO ROSSO	212
PAVÈ 5 CM TIROLO	214
PAVÈ 5 CM LAVICA SAND	216
PAVÈ 5 CM LAVICA GRIGIA	218
PAVÈ 5 CM GRIGIONI	220
UNIVERSALE GRIGIONI	222
UNIVERSALE BASALTO	223
UNIVERSALE PORFIDO ROSSO	224
UNIVERSALE TIROLO	225
UNIVERSALE LAVICA SAND	226
UNIVERSALE LAVICA GRIGIA	227

40x60x5cm

16"x24"x2"	pag.
PAVÈ 5 CM BASALTO	210
PAVÈ 5 CM PORFIDO ROSSO	212
PAVÈ 5 CM TIROLO	214
PAVÈ 5 CM LAVICA SAND	216
PAVÈ 5 CM LAVICA GRIGIA	218
PAVÈ 5 CM GRIGIONI	220
UNIVERSALE GRIGIONI	222
UNIVERSALE BASALTO	223
UNIVERSALE PORFIDO ROSSO	224
UNIVERSALE TIROLO	225
UNIVERSALE LAVICA SAND	226
UNIVERSALE LAVICA GRIGIA	227

60x60x5cm

24"x24"x2"	pag.
PAVÈ 5 CM BASALTO	210
PAVÈ 5 CM PORFIDO ROSSO	212
PAVÈ 5 CM TIROLO	214
PAVÈ 5 CM LAVICA SAND	216
PAVÈ 5 CM LAVICA GRIGIA	218
PAVÈ 5 CM GRIGIONI	220

10x10x6,5cm

4"x4"x2.6"	pag.
PAVÈ NERO	229
PAVÈ GRIGIO	229

30x60x1cm

12"x24"x0.4"	pag.
COLOSSEO GRIGIONI	278
COLOSSEO GLETCHER GRAU	279
COLOSSEO PIETRA DI GERUSALEMME	279
DUOMO SABBIA	282
DUOMO PERLA	282
DUOMO PIETRA	283
DUOMO OMBRA	283
DUOMO TRAVERTINO BEIGE	284
DUOMO TRAVERTINO NOCE	284
HARENA CALANCA DARK	280
HARENA CALANCA LIGHT	280

60x60x1cm

24"x24"x0.4"	pag.
COLOSSEO QUARZITE SVEDESE	279
DUOMO SABBIA	282
DUOMO PERLA	282
DUOMO PIETRA	283
DUOMO OMBRA	283
HARENA CALANCA DARK	280
HARENA CALANCA LIGHT	280

60x90x1cm

24"x36"x0.4"	pag.
DUOMO SABBIA	282
DUOMO PERLA	282
DUOMO PIETRA	283
DUOMO OMBRA	283

60x120x1cm

24"x48"x0.4"	pag.
COLOSSEO GRIGIONI	278
FORTEZZA BIASCA	284
HARENA CALANCA DARK	280
HARENA CALANCA LIGHT	280

120x120x1cm

48"x48"x0.4"	pag.
COLOSSEO PIETRA DI GERUSALEMME	279

20x120x1cm

8"x48"x0.4"	pag.
HARENA HOLZ GRIGIO	285
HARENA HOLZ MARRONE	285
HARENA HOLZ NOCE	285

KEY - LEGENDA - ZEICHENERKLÄRUNG - LÉGENDE



UNIFORM APPEARANCE
Aspetto uniforme
Gleichmäßiges Aussehen
Aspect uniforme



LIGHT COLOR VARIATION
Bassa variazione cromatica
Geringe Farbunterschiede
Variation chromatique basse



MEDIUM COLOR VARIATION
Media variazione cromatica
Mittlere Farbunterschiede
Variation chromatique moyenne



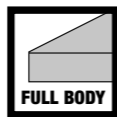
HIGH COLOR VARIATION
Alta variazione cromatica
Starke Farbunterschiede
Variation chromatique haute



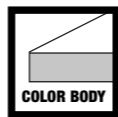
GUARANTEED ANTI-SLIP R10
Garanzia antiscivolo R10
Rutschklasse R10
Antidérapant garanti R10



GUARANTEED ANTI-SLIP R11
Garanzia antiscivolo R11
Rutschklasse R11
Antidérapant garanti R11



HOMOGENEOUS MIXTURE
Impasto omogeneo
Homogen durchgefärbter
Gâchage homogène



COLOR MIXTURE
Impasto colorato
Fliesen Körper
Gâchage coloré



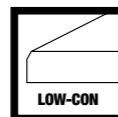
**RECTIFIED PRODUCT,
WHERE NOT MENTIONED THE MATERIAL MUST ALWAYS BE
CONSIDERED AS RECTIFIED**

Prodotto rettificato, ove non indicato il materiale è sempre da considerarsi rettificato
Produkt rektifiziert. Produkte ohne Angabe sind immer rektifiziert
Produit rectifié, lorsqu'il n'est pas mentionné le matériau doit toujours être considéré comme rectifié



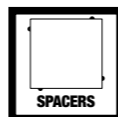
**NATURAL PRODUCT FROM MOLDING,
UNRECTIFIED**

Prodotto naturale da pressa non rettificato
Produkt kommt direkt aus der Form und ist nicht rektifiziert
Produit naturel de moulage, non rectifié.



**THE SLABS ARE RECTIFIED BEFORE BURNING ON PART OF
THE THICKNESS IN ORDER TO LOWER THE CONICITY TYPICAL
OF UNRECTIFIED SLABS**

Le lastre vengono rettificate a crudo su parte dello spessore al fine di ridurre la conicità tipica delle lastre non rettificate.
Die Platten werden vor dem Brennen auf einen Teil der Höhe Rektifiziert um bessere Eigenschaften wie bei der Naturkante zu haben.
Les dalles sont rectifiées sur une partie de l'épaisseur avant la cuisson pour réduire leur valeur typique de conicité.



**THE SLABS INCLUDE SPACERS THAT GUARANTEE JOINTS
THICKNESS AND REDUCE INSTALLATION DURATION**

Le lastre includono distanziali ideati per garantire la fuga costante e ridurre i tempi di posa
Die Platten enthalten Abstandshalter, die die Breite der Fugen garantieren und die Verlegedauer verkürzen
Les dalles comportent des espaceurs qui garantissent l'épaisseur des joints et réduisent la durée de pose

COLOR WARNING

Color shades shown in this catalog are merely indicative because the printed output undergoes significant changes compared to the original color.
The color shade of the slab can vary between different sizes of the same color.

AVVERTENZA COLORE

I colori illustrati in questo catalogo hanno valore puramente indicativo in quanto la resa stampata subisce notevoli cambiamenti rispetto al colore originale.
Il tono colore della lastra può variare tra una misura e l'altra dello stesso prodotto.

FARBWARNUNG

Die in diesem Katalog gezeigten Farben sind nur als Hinweis zu verstehen, da die gedruckte Ausgabe im Vergleich zur Originalfarbe abweichen kann. Bei jeder neu produzierten Charge gibt es Farbabweichungen.

AVERTISSEMENT DE COULEUR

Les nuances de couleur présentées dans ce catalogue sont purement indicatives car la sortie imprimée subit des modifications importantes par rapport à la couleur d'origine. La couleur de la plaque peut subir des variations d'une mesure à l'autre.

LAYING ADVICE

It is advisable to create the appropriate transverse and longitudinal gradients during levelling or compacting, in order to ensure optimal drainage of the floor. We recommend the incorporation of a drainage substrate in order to facilitate runoff and prevent water pooling. It is also advisable to lay the slabs with a minimum joint of 3mm.
Given the frost resistance of sintered stone, the slabs offer a water absorption value closed to zero. This property could lead to localised pooling of water on the floor, even if the slabs are laid properly.

RACCOMANDAZIONI DI POSA

È bene prevedere le opportune pendenze trasversali e longitudinali da realizzare durante il livellamento o la compattazione per ottenere un drenaggio ottimale del piano di calpestio. Si raccomanda di prevedere un substrato realizzato con materiali drenanti per facilitare il deflusso dell'acqua ed evitarne il ristagno. Inoltre si consiglia una posa con fuga minima di 3 mm. Vista la caratteristica di ingelività della pietra sinterizzata, le lastre hanno il valore relativo all'assorbimento d'acqua praticamente nullo. Tale proprietà potrebbe comportare ristagni di acqua localizzati sulla pavimentazione, indipendentemente dalla realizzazione di una posa a regola d'arte del materiale.

EMPFEHLUNGEN FÜR DIE VERLEGUNG

Bei der Nivellierung und Kompaktierung müssen die notwendigen Quer- und Längsneigungen geschaffen werden, damit die ordnungsgemäße Drainage der Lauffläche möglich ist. Es wird empfohlen einen aus drainierendem Material bestehenden Unterboden, um das Abfließen des Wassers zu erleichtern und ein Anstauen zu vermeiden. Außerdem wird die Verlegung mit einer Mindestfuge von 3 mm empfohlen.
Aufgrund der Frostbeständigkeit des Feinsteinzeug hat die Platten einen Wasseraufnahmewert von praktisch Null. Diese Eigenschaft könnte, selbst bei fachgerechter Verlegung des Materials, zum Anstauen des Wassers auf dem Boden führen.

RECOMMANDATIONS DE POSE

On conseille de prévoir des inclinaisons transversales et longitudinales opportunes à réaliser au cours du nivellement et du compactage pour obtenir un drainage optimal du plan de piétinement. On recommande de prévoir un substrat réalisé avec des matériaux drainants pour favoriser l'écoulement de l'eau et en éviter la stagnation. On conseille également une pose avec un joint minimal de 3mm. Vu le caractère ingélic du grès cérame, la valeur d'absorption de l'eau de le dalles est pratiquement nulle. Cette propriété pourrait provoquer des stagnations d'eau localisées sur le carrelage, indépendamment de la réalisation d'une pose du matériel dans les règles de l'art.

TECHNICAL FEATURES - CARATTERISTICHE TECNICHE - TECHNISCHE MERKMALE - CARACTERISTIQUES TECHNIQUES



		TECHNICAL FEATURES CARATTERISTICHE TECNICHE TECHNISCHE DATEN CARACTÉRISTIQUES TECHNIQUES	STANDARD NORMA NORM NORME	ESTABLISHED LIMITS LIMITI PREVISTI VORGESEHENE GRENZWERTE LIMITES ÉTABLIES		1 CM	2 CM	3 CM	5 CM
REGULARITY REGOLARITÀ REGELMÄßIGKEIT RÉGULARITÉ		LENGTH AND WIDTH LUNGHEZZA E LARGHEZZA LÄNGE UND BREITE LONGUEUR ET LARGEUR	ISO 10545-2	± 0,6 %	± 2 mm				COMPLYING CONFORME ERFÜLLT CONFORME
		THICKNESS SPESORE STÄRKE ÉPAISSEUR	ISO 10545-2	± 5,0 %	± 0,5 mm				COMPLYING CONFORME ERFÜLLT CONFORME
		RECTANGULARITY ORTOGONALITÀ RECHTWINKLIGKEIT PERPENDICULARITÉ	ISO 10545-2	± 0,5 %	± 2 mm				COMPLYING CONFORME ERFÜLLT CONFORME
		STRAIGHTNESS OF SIDES RETTILINEITÀ DEGLI SPIGOLI GERADLINIGKEIT DER KANTEN RECTITUDE DES ARÊTES	ISO 10545-2	± 0,5 %	± 1,5 mm				COMPLYING CONFORME ERFÜLLT CONFORME
		SURFACE FLATNESS PLANARITÀ EBENFLÄCHIGKEIT PLANÉTE DE SURFACE	ISO 10545-2	± 0,5 %	± 2 mm				COMPLYING CONFORME ERFÜLLT CONFORME
STRUCTURAL STRUTTURALE STRUKTURELL STRUCTURAL		WATER ABSORPTION ASSORBIMENTO D'ACQUA WASSERAUFNAHME ABSORPTION D'EAU	ISO 10545-3	≤ 0,5 %					COMPLYING CONFORME ERFÜLLT CONFORME
		BREAKING STRENGTH SFORZO DI ROTTURA BRUCHLAST FORCE DE RUPTURE	ISO 10545-4	≥ 1300 N	≥ 1300 N	≥ 10000 N	* > 25000 N	> 67000 N	
		MODULUS OF RUPTURE MODULO DI ROTTURA BIEGEFESTIGKEIT MODULE DE RUPTURE		≥ 35 N/mm ²	≥ 40 N/mm ²				
	BREAKING LOAD CLASS CLASSE DI CARICO DI ROTTURA ERKLÄRTER WERT CATÉGORIE DE CHARGE DE RUPTUR	EN 1339		NA	* U 11	* U 30	U 30		
SURFACE SUPERFICIE OBERFLÄCHE SURFACE		ABRASION RESISTANCE RESISTENZA ALL'ABRASIONE ABRIEBFESTIGKEIT RÉSISTANCE A L'ABRASION	ISO 10545-6	≤ 175 mm ³					COMPLYING CONFORME ERFÜLLT CONFORME
			ISO 10545-7	CLASS DECLARED CLASSE DICHIARATA KLASSE ERKLÄRT CLASSE DÉCLARÉE			≥ 3		NA
THERMAL HYGROMETRIC TERMO IGROMETRICHE THERMAL HYGROMETRISCH THERMIQUE HYGROMÉTRIQUE		LINEAR THERMAL-EXPANSION DILATAZIONE TERMICA LINEARE LINEARER WÄRMEAUSSDEHNUNG DILATATION THERMIQUE LINEAIRE	ISO 10545-8						VALUE DECLARED VALORE DICHIARATO ERKLÄRTER WERT VALEUR DÉCLARÉE
		THERMAL SHOCK RESISTANCE RESISTENZA AGLI SBALZI TERMICI WIDERSTANDSFÄHIG BEI TEMPÉRATURSCHWANKUNGEN RÉSISTANCE AUX ÉCARTS DE TEMPERATURE	ISO 10545-9						TEST PASSED TEST SUPERATO TEST BESTANDEN TEST RÉUSSI
		FROST RESISTANCE RESISTENZA AL GELO FROSTFEST RÉSISTANCE AU GEL	ISO 10545-12						TEST PASSED TEST SUPERATO TEST BESTANDEN TEST RÉUSSI
CHEMICAL CHIMICA CHEMISCH CHIMIQUE		RESISTANCE TO CHEMICALS (ACIDS, BASES AND SALTS) RESISTENZA ALL'ATTACCO CHIMICO CHEMIKALEBESTÄNDIGKEIT RÉSISTANCE A L'ATTAQUE CHIMIQUE	ISO 10545-13						UB MINIMUM UB MINIMUM UB MINIMUM
		RESISTANCE TO STAINS RESISTENZA ALLE MACCHIE FLECKENBESTÄNDIGKEIT RÉSISTANCE AUX TACHES	ISO 10545-14						COMPLYING CONFORME ERFÜLLT CONFORME
LIGHT LUCE LICHT LUMIÈRE		COLOR RESISTANCE TO LIGHT EXPOSURE RESISTENZA DEI COLORI ALLA LUCE LICHTECHTIGHEIT DER FARBEN RÉSISTANCE DES COULEURS À LA LUMIÈRE	DIN 51094						NO NOTICEABLE COLOR MODIFICATIONS ASSENZA DI APPREZZABILI ALTERAZIONI DI COLORE KEIN SICHTBARE FARBVERÄNDERUNGEN AUFWEISEN AUCUN ALTERATIONS APPRÉCABLES DE COULEUR
SAFETY SICUREZZA SICHERHEIT SECURITÉ		SKID RESISTANCE RESISTENZA ALLO SCIVOLAMENTO RUTSCHHEMMUNG RÉSISTANCE AU GLISSEMENT	DIN 51130						VALUE DECLARED VALORE DICHIARATO ERKLÄRTER WERT VALEUR DÉCLARÉE
									R10 - R11
									R11

COMPLIANT WITH STANDARDS EN 14411 AND ISO 13006 ANNEX G GROUP B1a WITH E ≤ 0,5 % * TECHNICAL VALUES REFERRED TO THE 60x60 cm SLZE
CONFORME ALLA NORMA EN 14411 E ISO 13006 APPENDICE G GRUPPO B1a CON E ≤ 0,5 % * VALORI TECNICI RIFERITI AL FORMATO 60x60 cm
PRODUZIERT NACH STANDARDS EN 14411 UND ISO 13006 ANHANG G GRUPPE B1a MIT E ≤ 0,5% * TECHNISCHE WERTE BEZOGEN AUF DIE GRÖSSE 60x60 cm
CONFORME AUX NORMES EN 14411 ET ISO 13006 ANNEXE G GROUPE B1a AVEC ABSORPTION D'EAU ≤ 0,5% * VALEURS TECHNIQUES POUR LA TAILLE 60x60 cm

		TECHNICAL FEATURES CARATTERISTICHE TECNICHE TECHNISCHE DATEN CARACTÉRISTIQUES TECHNIQUES	STANDARD NORMA NORM NORME	6 CM
STRUCTURAL STRUTTURALE STRUKTURELL STRUCTURAL		WATER ABSORPTION ASSORBIMENTO D'ACQUA WASSERAUFNAHME ABSORPTION D'EAU		< 0.30%
		INDIRECT TRACTION TRAZIONE INDIRETTA INDIREKTE TRAKTION TRACTION INDIRECTE		> 10 N/mm ²
		MONO-AXIAL COMPRESSION COMPRESSIONE MONOASSIALE MONOAXIALER DRUCK COMPRESSION MONOAXIALE	EN 1338	> 190 N/mm ²
SURFACE SUPERFICIE OBERFLÄCHE SURFACE		ABRASION RESISTANCE RESISTENZA ALL'ABRASIONE ABRIEBFESTIGKEIT RÉSISTANCE A L'ABRASION		< 20 mm
SAFETY SICUREZZA SICHERHEIT SECURITÉ		SKID RESISTANCE RESISTENZA ALLO SCIVOLAMENTO RUTSCHHEMMUNG RÉSISTANCE AU GLISSEMENT		> 60

CERTIFIED COMPANY

AZIENDA CERTIFICATA - ZERTIFIZIERTES UNTERNEHMEN - ENTREPRISE CERTIFIÉE

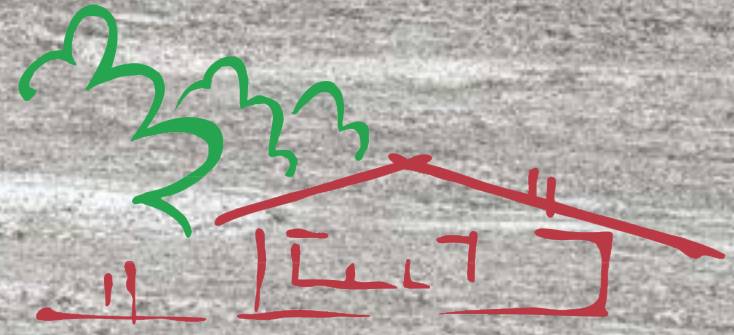




www.sinteredstone.it

Gartenwelt Chemnitz
Ihr Holzhausspezialist

Nordstr. 1, 09247 Röhrsdorf
Tel: 03722 / 500227
info@gartenwelt-chemnitz.de



www.gartenwelt-chemnitz.de